


EMC Test Setup Photograph


Test Mode 1

Description: Front View of Conducted Emission Test Setup for Power Port



Test Mode 1

Description: Back View of Conducted Emission Test Setup for Power Port




Test Mode 2

Description: Front View of Conducted Emission Test Setup for Power Port




Test Mode 2

Description: Back View of Conducted Emission Test Setup for Power Port




Test Mode 1

Description: Radiated Emission Test Setup (30MHz ~ 1GHz)




Test Mode 1

Description: Radiated Emission Test Setup (1GHz ~ 18GHz)



Test Mode 2

Description: Radiated Emission Test Setup (30MHz ~ 1GHz)



Test Mode 2

Description: Radiated Emission Test Setup (1GHz ~ 18GHz)

