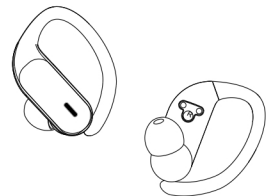


Instruction Manual

U2 Wireless Earbuds



English

Active 1-Year Warranty

If there are any product problems, please contact us directly.

1. Contact us in Amazon
2. Wanxi19924483595@163.com

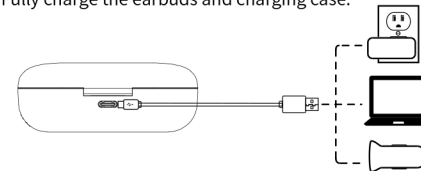
Please read the instructions before use

Before Use

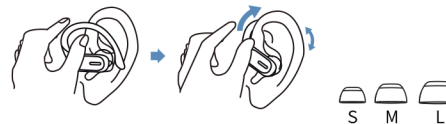
1. Remove the protective film before charging.



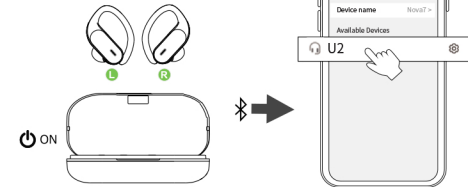
2. Fully charge the earbuds and charging case.



3. Choose the right angle and eartips.



Connect



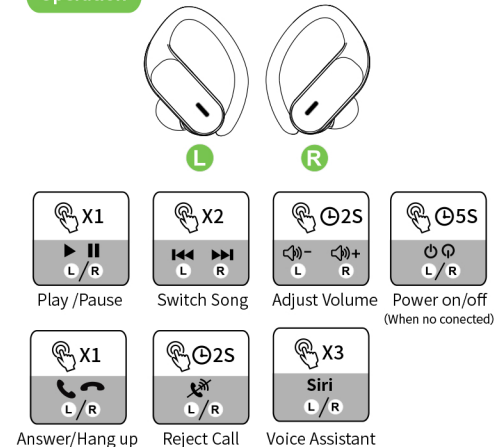
1. Take out the earbuds (Earbuds auto power on)
2. After open the phone Bluetooth, Click the <U2> to Pairing

Reset

If earbuds has any connection or function problems, please reset the earbuds

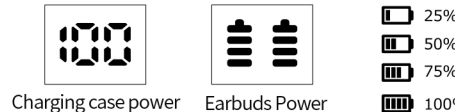
1. Delete the BT pairing information on the phone.
 2. Take the earbuds into the charging case to charge.
 3. Take out the earbuds and wait for 20 seconds.
- (If the above operation does not work, please try again)

Operation



- X1: Click Once 2S: Press and hold for 2 seconds
X2: Click 2 times

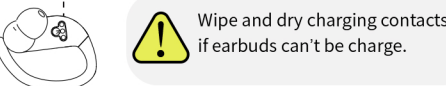
Battery Indicator



Indicator Light

Pairing	Connected	Charging
Flashing	No Light	White

Charging Contacts



FCC Statement

This equipment has been tested and found to comply with the limits for a Class B digital device, pursuant to part 15 of the FCC Rules. These limits are designed to provide reasonable protection against harmful interference in a residential installation. This equipment generates, uses and can radiate radio frequency energy and, if not installed and used in accordance with the instructions, may cause harmful interference to radio communications. However, there is no guarantee that interference will not occur in a particular installation. If this equipment does cause harmful interference to radio or television reception, which can be determined by turning the equipment off and on, the user is encouraged to try to correct the interference by one or more of the following measures:

- Reorient or relocate the receiving antenna.
- Increase the separation between the equipment and receiver.
- Connect the equipment into an outlet on a circuit different from that to which the receiver is connected.
- Consult the dealer or an experienced radio/TV technician for help.

Caution: Any changes or modifications to this device not explicitly approved by manufacturer could void your authority to operate this equipment.

This device complies with part 15 of the FCC Rules. Operation is subject to the following two conditions: (1) This device may not cause harmful interference, and (2) this device must accept any interference received, including interference that may cause undesired operation.

RF Exposure Information

The device has been evaluated to meet general RF exposure requirement. The device can be used in portable exposure condition without restriction.