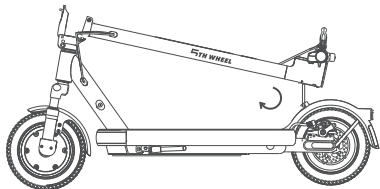


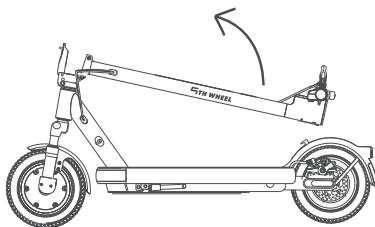
5 Unfolding/Folding/Carrying

1. Unfolding Operations

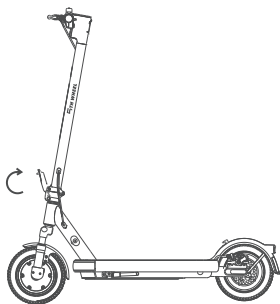
1. Turn the folding clip clockwise until it is fully open.



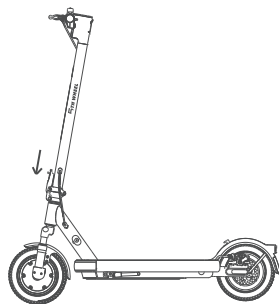
2. Pull up the body lever while opening the folding clip.



3. Turn the folder clockwise until it is fully snapped.



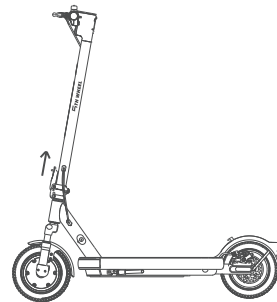
4. Check whether the folder key is returned to the bottom.



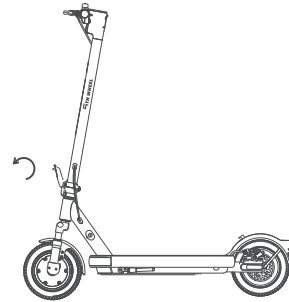
2. Folding Operations

Note: For safety, it is recommended to fold the scooter after it is shut down.

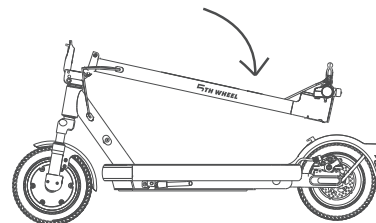
1. Lift the folder key up.



2. Rotate the folder counterclockwise while lifting the folder key.



3. Lower the body rod slowly.



4. Open the folding clip and hang it on the rear fender buckle.

