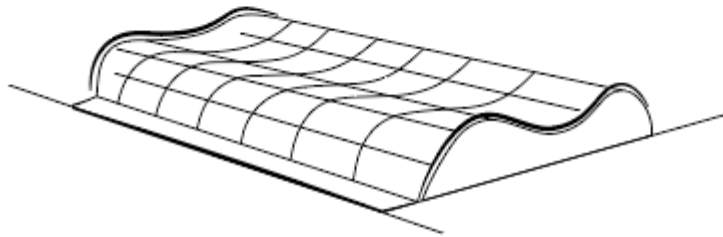


01/产品简介

简介

NicePilo 是一款智能高度调节枕头。可以根据睡姿自动调整高度，仰睡降低，侧睡升高。让颈椎始终处于最佳的状态。只有高度合适的枕头才能保护你的颈椎。



物品清单



枕头



充电器



充电线



说明书

01/产品简介 Product Introduction

简介 Introduction

NicePilo 是一款智能高度调节枕头，可以根据睡姿自动调整高度，仰睡降低，侧睡升高。让颈椎始终处于最佳的状态，只有高度合适的枕头才能保护你的颈椎。

NicePilo is an intelligent height-adjusting pillow, which can automatically adjust the height according to the sleeping position, lower sleeping on the back and raising side sleeping, so that the cervical spine is always in the best condition. Only pillows of the right height can protect your cervical spine.

物品清单 Parts List

枕头 Pillow 充电器 Charger 充电线 Charging Cable 说明书 Instruction for use

02/使用说明

安装说明



- 1 将智能枕头平铺在床垫上方,有弧度的一面朝上
- 2 将充电器与线连接,线的另一端插入枕头,后将充电器与插座接通

连接蓝牙步骤

- 1 扫描以下二维码,或登录App Store、Google play搜索“NicePilo”APP,并安装。



二维码



02/使用说明 Instructions

安装说明 Installation Instructions

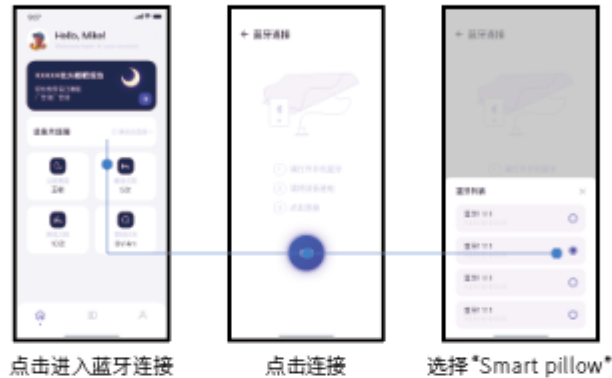
- 1.将智能枕头平铺在床垫上方,有弧度的一面朝上
Lay the smart pillow flat on top of the mattress with the curved side facing up
- 2.将充电器与线连接,线的另一端插入枕头,后将充电器与插座接通
Connect the charger to the cord, insert the other end of the cord into the pillow, and then connect the charger to the socket

连接蓝牙步骤 Link Bluetooth steps


扫描以下二维码,或登陆 APP Store、Google Play 搜索“NicePilo”APP, 并安装
Scan the QR code below, or log in to the APP Store, Google Play to search for "NicePilo" APP, and install

二维码 QR CODE

- 2 APP可选择游客登录或邮箱注册登录, 登录后, 在首页点击蓝牙连接-打开手机蓝牙-设备通电-点名称"NicePilo"连接蓝牙。
注: 游客登录只能使用蓝牙连接, 无法查询历史记录。



- 3 连接蓝牙之后自动进入校准页面, 首先进行平躺校验, 躺平之后点击开始(注: 开始后需放下手机) 10秒之后完成, 平躺完成后进入侧躺校验, 侧躺之后点击开始, 等待10秒后校验完成。
注: 如需二次校验, 可点击app"个人中心-校验"进行。



2.APP 可选择游客登陆或邮箱注册登陆, 登陆后, 在首页点击蓝牙连接-打开手机蓝牙-设备通电-点名称"NicePilo"连接蓝牙

注: 游客登陆只能使用蓝牙连接, 无法查询历史记录。

APP can choose visitor login or email registration and login. After Logging in, first click Bluetooth connection on the homepage, then turn on the Bluetooth of the mobile phone, then power on the device, and finally click the name "Nicepilo" to connect to the Bluetooth.

Note: Visitors can only use Bluetooth connection to log in, and cannot query historical records.

点击进入蓝牙连接 Click to enter the Bluetooth connection

点击连接 Click to connect

选择"Smart Pillow" Select"Smart Pillow"

3.连接蓝牙之后自动进入校准页面, 首先进行平躺校验, 躺平之后点击开始(注: 开始后需放下手机) 10 秒之后完成, 平躺完成后进入侧躺校验, 侧躺之后点击开始, 等待 10 秒后校验完成。

After Bluetooth connection, the calibration page will be automatically entered. First, the lie-down check will be performed. After lying down, click "Start" (note: put down the mobile phone after starting) for 10 seconds. After lying flat, enter the side lying check. After lying on the side, click "Start" and wait 10 seconds for the check to be completed.

注：如需二次校验，可点击 app “个人中心--校验” 进行。

Note: For secondary verification, please click APP "Personal Center --Verification".

模式高度调节

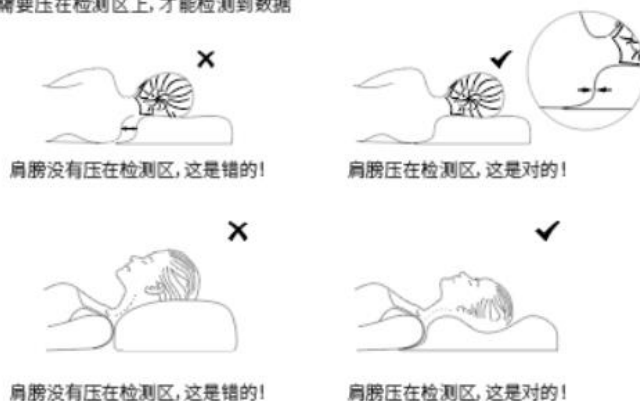
点击APP中间模式按钮，可以自由调节平侧躺高度参数，可以修改几个系统默认模式，或者点击“编辑模式”也可以添加自己喜欢的模式

注：充气放气中点击锁定就会锁定当前高度，之后正侧躺就会按照这个高度进行调节。



使用方式

正侧躺时需要压在检测区上，才能检测到数据



模式高度调节

Mode Height Adjustable

点击 APP 中间模式按钮，可以自由调节平侧躺高度参数，可以修改几个系统默认模式，或者点击“编辑模式”，也可以添加自己喜欢的模式

Click the middle mode button of the APP, you can freely adjust the height parameters of the flat side, modify several system default modes, or click "Edit Mode", you can also add your favorite mode.

注：充气放气中点击锁定就会锁定当前高度，之后正侧躺久会按照这个高度进行调节。

Note: When inflating and deflating, click "lock" to lock the current height., and then it will be adjusted according to this height when lying on the side for a long time.

选择修改平躺侧躺

Choose to modify lay flat or lay on your side

充气放气调节高度，中间是锁定高度

Inflatable and deflated adjustment height, the middle is locked height.

删除、添加模式

Delete、Add Modes

点击后，可在下方选择删除不需要的模式

After clicking, you can choose to delete the unneeded mode below

点击添加自定义模式

Click"Add Custom Mode"

使用方式 How to use

正侧躺时需要压在检测区上，才能检测到数据

When lying on your side, you need to press on the detection area to detect data

肩膀没有压在检测区，这是错的！

The shoulder is not pressing on the detection area, this is wrong!

肩膀压在检测区，这是对的！

Shoulder press on the detection area, that's right!

肩膀没有压在检测区，这是错的！

The Shoulder is not pressing on the detection area, this is wrong!

肩膀压在检测区，这是对的！

Shoulder press on the detection area, that's right!

03/产品规格

规格介绍

	产品型号	NicePilo V1
	使用方式	充电
	输入	5V1A
	枕芯材质	80D慢回弹海绵
	枕套材质	100%聚酯纤维

整体尺寸

尺寸:60cm*43cm (长*宽)
重量:约2.72kg

充气尺寸

自动充气仰睡	9.0cm~10cm
自动充气侧睡	9.0cm~10cm
自行可调节尺寸	9.0cm~10cm

03/产品规格 Product Specifications

规格介绍 Specification Introduction

产品型号	Model NO.		
使用方式	Usage Mode	充电	Charge
输入	Power Input		
枕芯材质	Pillow material	80D 慢回弹海绵	High quality rebound sponge
枕套材质	Pillowcase material	100%聚酯纤维	100% polyester fiber

整体尺寸 Overall Dimensions

尺寸：60*43CM（长*宽）	Size: 60*43CM(L*W)
重量：约 2.72KG	Weight: 2.72KG

充气尺寸 Inflatable size

不同模式	Model Type	高度范围	Height Range
自动充气仰睡	Self-inflating back sleep		
自动充气侧睡	Self-inflating side sleep		
自行可调节尺寸	Self-adjustable size		

04/注意事项 Cautions

免责声明与警告 Disclaimer and warning

感谢您购买 NicePilo 产品。本文所提及的内容关系到您的安全以及合法权益与责任。本文档及 NicePilo 所有相关文档最终解释权归厦门维联科技有限公司。如有更新，恕不另行通知。

Thank you for purchasing NicePilo products. The content mentioned in this article is related to your safety and legal rights and responsibilities. The final interpretation right of this document and all related documents of NicePilo belongs to XIAMEN WAYLINK TECHNOLOGY CO.,LTD. Subject to update without notice.

一旦使用本产品，即视为您已经阅读免责声明与警告，理解、认可和接受本声明全部条款和内容。

Once you use this product, you are deemed to have read the disclaimer and warning, understand, recognize and accept all the terms and contents of this statement.

FCC warning:

Note: This equipment has been tested and found to comply with the limits for a Class B digital device, pursuant to part 15 of the FCC Rules. These limits are designed to provide reasonable protection against harmful interference in a residential installation. This equipment generates, uses and can radiate radio frequency energy and, if not installed and used in accordance with the instructions, may cause harmful interference to radio communications. However, there is no guarantee that interference will not occur in a particular installation. If this equipment does cause harmful interference to radio or television reception, which can be determined by turning the equipment off and on, the user is encouraged to try to correct the interference by one or more of the following measures:

- Reorient or relocate the receiving antenna.
- Increase the separation between the equipment and receiver.
- Connect the equipment into an outlet on a circuit different from that to which the receiver is connected.
- Consult the dealer or an experienced radio/TV technician for help.

Modification: Any changes or modifications not expressly approved by the grantee of this device could void the user's authority to operate the device.

安全规则 Safety Rules

聚氨酯材料易燃，请勿接近火炉、火源或温度高的物体，否则可能对人类和动物造成危险。

Polyurethane material is flammable. Please do not approach stoves, fire sources or high-temperature objects, otherwise it may cause danger to humans and animals.

不适用于装有颅内电极和心脏起搏器的人群。

Not suitable for people with intracranial electrodes and pacemakers.

禁止以任何方式拆解或用尖利物体刺破本产品，否则有可能对人造成伤害。

Do not disassemble or Pierce the product with sharp objects in any way, otherwise it may cause injury to people.

清洁和维护前，请拔掉电源，请勿使用化学溶剂或清洁剂直接清洗枕芯，仅可拆除枕套清洗。

Before cleaning and maintenance, please unplug the power supply. Do not use chemical solvents or detergents to directly clean the pillow core, only the pillowcase can be removed for cleaning.

充电安全说明 Charging Safety Instructions

若充电没有反应，请联系 NicePilo 的 APP 客服，请勿自行拆解产品调试，可能会造成伤害。

If there is no response when charging, please contact NicePilo'S APP customer service. Do not disassemble the product for debugging by yourself, as it may cause damage.

请勿在 -40℃ - 70℃ 时使用本产品接通电源。

Do not use this product to switch on power at -40℃-70℃

产品保养说明 Product Maintenance Instructions

记忆棉在使用初期会有气味产生，如介意，请在通风良好处阴干，请勿暴晒产品枕芯。

The memory foam will have an odor during the initial period of use. If you mind, please dry in a well-ventilated place. Do not expose the pillow core to the sun.

请勿将本产品用于非使用目的的用途。在产品上跳跃、拉扯、强力扭曲等行为会造成产品的损坏。

Do not use this product for any purpose other than use. Jumping, Pulling and twisting on the product can cause damage to the product.

由于记忆棉的特性，温度变化会产生少许硬度的改变，渗入水分将很难干燥，敬请注意。

Due to the characteristics of memory foam, temperature changes will cause a slight change in hardness, and it will be difficult to dry if moisture penetrates, please pay attention to.

根据使用情况，记忆棉在 3-5 年会产生劣化，敬请了解。

According to the usage, the memory foam will deteriorate in 3-5 years, please understand.

请使用官方提供的 USB 充电线配合 USB 充电头进行充电，否则可能损坏智能充电芯片，导致产品无法正常工作。

Please use the official USB charging cable and USB charging head for charging, otherwise the smart charging chip may be damaged and the product may not work normally.

05/保修说明

感谢您选择购买NicePilo产品。

您购买的NicePilo产品自购买之日起将享受一年的保修服务,但必须符合以下保修条例。

保修条例

- 保修的范围仅限于产品枕芯。包装盒以及充电器、充电线、软件产品、产品说明书等附件不在保修范围内。自产品购买日期起,一年内出现质量问题,可寄回直接更换新产品。
- 如果客户返回的产品枕芯有明显的硬物损伤、裂痕、严重变形,电源线破损、断线、裸芯、拆解等现象则不予保修,用户可另行购买。
- 保修日期从购买之日算起,请您保留相应的购买凭证。如您不能出示购买凭证,该产品的免费保修将自其生产日期开始计算。
- 返修产品所产生的邮资由发送方单向负责。

非保修条例

- 由于使用时不下心、误用、疏忽、粗略操作等未按使用说明要求存储、安装、使用造成产品故障或损坏;
- 产品已超过保修期限;
- 产品正常磨损(例如:海绵老化、枕套起球等)
- 产品系列号、条形码、易碎贴纸被涂改、撕毁;
- 产品经过非我公司授权人员修理或拆装;
- 客户发回返修途中由于运输、装卸等造成的损坏;
- 产品因意外因素或人为行为而损坏的,如输入不合适电压、遭受雷击、高温、进水、机械破坏、摔坏、产品严重氧化或生锈等;
- 产品因不可抗拒的自然力量如地震、火灾等造成的损坏。

05/保修说明 Warranty

感谢您选择购买 NicePilo 产品。

Thank you for choosing to purchase NicePilo Products

您购买的 NicePilo 产品自购买之日起将享受一年的保修服务,但必须符合以下保修条例。

Your purchase of NicePilo is covered by a one-year warranty from the date of purchase, subject to the following warranty rules.

保修条例 Warranty rules

保修的范围仅限于产品枕芯。包装盒以及充电器、充电线、软件产品、产品说明书等配件不在保修范围内。自产品购买日期起,一年内出现质量问题,可寄回更换。

The scope of warranty is limited to the pillow core. The box and accessories such as chargers, charging cables, software products, and product manuals are not covered by warranty. If there is any quality problem within one year from the date of purchase, you can send it back for replacement.

如果客户退回的产品枕芯有明显的硬物损伤、裂痕、严重变形、电源线破损、断线、裸芯或拆解等情况,将不在保修范围,需用户重新下单购买。

If the pillow core of the product returned by the customer has obvious hard object damage, crack, serious deformation, power cord damage, broken wire, bare core or disassembly, it will not be

covered by the warranty , and the user needs to place a new order.

非保修条例 Non-warranty rules

由于使用时不小心、误用、疏忽、粗鲁操作等未按使用说明要求存储、安装、使用造成产品故障或损坏；

The product is faulty or damaged due to careless use, misuse, negligence, rude operation and other failure to store, install or use the product in accordance with the instructions.

产品已超过保修期限；

The product has exceeded the warranty period.

产品正常磨损（如：海绵老化、枕套起球等）；

Normal wear and tear of the product(such as aging sponge, pilling of pillowcases, etc)

产品系列号、条形码、易碎贴纸被涂改、撕毁；

Product series numbers, barcodes, and fragile stickers have been altered or torn.

产品经过非我司授权人员修理或拆装；

The Product are repaired or disassembled by personnel not authorized by our company.

客户退回返修途中因运输、装卸等造成的损坏；

Damage caused by transportation, loading and unloading during the customer returns.

产品因意外因素或人为损坏的，如输入不适合电压、遭受雷击、高温、进水、机械破坏、摔坏、产品严重氧化或生锈等；

The product is damaged by accident or man-made factors, such as unsuitable voltage input, lightning strike, high temperature, water ingress, mechanical damage, breakage, serious oxidation or rust of the product, etc.

产品因不可抗拒的自然因素，如地震、火灾等造成的损坏；

Product damage caused by irresistible natural factors, such as earthquakes, fires, etc.

06/常见问题

为什么连接不上蓝牙

请先检查蓝牙是否开启,若搜索不到设备,请先清理蓝牙连接列表,然后关闭蓝牙,手机重启之后再次尝试连接。

为什么睡眠报告不准确

睡眠报告是依照枕头上使用检测到的数据从而生成的报告,使用时,未进入睡眠而是躺着玩手机等,数据也会计入睡眠报告中,敬请谅解。短期的报告可能会出现不准确的情况,请依照长期使用的数据来做判断。

为什么使用有异响

产品充气放气的声音是已经调节到不影响睡眠的分贝,如睡眠质量较差容易被声音吵醒,请把智能调节模式关闭,睡眠时使用已固定好的高度,敬请谅解。

可以多人使用吗

产品如需多人使用,请注册多个个人账户,使用时不同的人登录不同账户,即可多人使用产品。

平时不使用的时候要不要拔掉电源?

枕头检测会在离床之后自动休眠,可以不用断电。如果需要断电,也可以在睡醒后拔掉电源。

06/常见问题 FAQ

为什么链接不上蓝牙?

Why can't I connect to bluetooth?

请先检查蓝牙是否开启,若搜索不到设备,请先清理蓝牙链接列表,然后关闭蓝牙,手机重启之后再次尝试连接。

Please check whether the bluetooth is turned on first. If the device cannot be found, please clear the Bluetooth link list first, then turn off the Bluetooth, and try to connect again after the phone restarts.

为什么睡眠报告不准确?

Why sleep reports are inaccurate?

睡眠报告是依照枕头上使用检测到的数据从而生成的报告,使用时,未进入睡眠而是躺着玩手机等,数据也会计入睡眠报告中,敬请谅解。短期的报告可能会出现不准确的情况,请依照长期使用的数据来做判断。

The sleep report is a report generated based on the data detected by the use of the pillow. When using the pillow, the data will be accounted into the sleep report, such as lying on the phone without falling asleep. Short-term reports may be inaccurate, please make judgments based on long-term data.

为什么使用有异响?

Why is there an abnormal noise when using?

产品充气放气的声音是已经调节到不影响睡眠的分贝,如睡眠质量较差容易被声音吵醒,请把智能调节模式关闭,睡眠时使用已固定好的高度,敬请谅解。

The sound of the product inflating and deflating has been adjusted to the decibel level that does not affect sleep. If the quality of sleep is poor, it is easy to be awaked by the sound. Please turn off the intelligent adjustment mode, and use the fixed height when sleeping.

可以多人使用吗?

Can it used by multiple people?

产品如需多人使用，请注册多个个人账户，使用时不同的人登陆不同账户，即可多人使用产品。

If the product needs to be used by more than one person, please register multiple personal accounts. When using the product, different people can log in different accounts.

平时不使用的时候要不要拔掉电源？

Do you need to unplug the power supply when not in use?

枕头检测会在离床之后自动休眠，可以不用断电，也可以在睡醒后拔掉电源。

Pillow detection will automatically sleep after getting out of bed, you can not powder off, or unplug the power after waking up.