



用户说明书 User Manual

TWS蓝牙耳机
TWS Bluetooth Earphone

Model: TP-X1



1 包装内容



充电仓x1



耳机x2



说明书x1



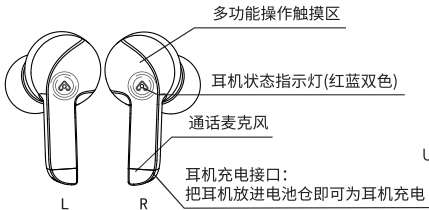
Type-C充电线x1



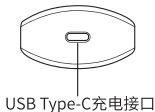
耳帽x4

2 产品概况

耳机部分





充电仓部分



3 使用说明

1. 首次使用: 首次使用请打开充电仓盖保持4秒, 退出运输低功耗模式
首次与新设备配对, 配对成功后, 后续每次的使用, 只需开启设备, 就会自动连接。
耳机配有3种尺寸的耳帽, 选择最合适的尺寸佩戴。
2. 蓝牙配对: 打开手机蓝牙搜索到“X1”, 然后点击图标进行配对连接。
3. 充电说明
耳机充电: 将左右耳机放回充电盒内, 关闭充电盒上盖, 左右耳机自动充电, 显示屏会显示耳机充电状态; 充电盒充电: 使用USB Type-C充电。

4 功能操作

功能	左耳 	右耳 	提示
开机	打开充电仓盖即自动开机		充电仓电量显示
	长按耳机触摸键约3秒, 对应耳机开机		提示音: power on
耳机充电	耳机放入充电仓关盖, 自动进入充电状态		显示耳机充电状态
充电仓充电	USB Type-C充电接口, 连接电源(USB) 自动进入充电状态		显示充电仓充电状态
配对连接成功	在手机蓝牙设置界面搜索 X1, 点击进行 配对连接		提示音: Three peaches

播放/暂停	佩戴左\右耳机时，在播放或暂停状态， 触摸左边或右边耳机一次		/
	当耳机佩戴时，立刻感知并接收来自设备的音频进行播放		
上一曲	双击	/	/
下一曲	/	双击	/
模式切换	按住左或右耳机触摸键3秒，进行模式切换 音乐模式、游戏模式		提示音：Music mode / Game mode
已连接手机	三击左或右耳机触摸键启动/关闭语音助手		提示音：嘟
接听来电	单击	单击	提示音：嘟
挂断来电	短按1秒	短按1秒	提示音：嘟嘟嘟
拒接来电	双击	双击	提示音：嘟

* 耳机红蓝闪烁表示左右耳连接中/蓝灯闪烁表示已经左右耳连接成功

5 参数配置

蓝牙版本	5.3
通讯距离	≥10m
CODEC	SBC, ACC
Profile	A2DP, AVRCP, HFP, HSP
手机智能语音	支持
按键	触摸控制
电池容量	耳机电池：35 mAh x 2 + 充电仓：470 mAh
USB 类型	Type-C
产品尺寸	33.2x50.9x46.1mm
播放时间	音乐播放时长：耳机约≥6h，配合充电仓整体续航：≥30小时
阻抗	32Ω
产品重量	40.7g
包装清单	耳机 x 2，充电仓 x 1，Type-C线材 x 1，说明书 x 1，耳帽 x 4

6 注意事项

1. 耳机若未连接且无操作, 5分钟后将自动关机; 耳机重启: 长按耳机触摸键约3秒重启, 或放回充电仓再次取出;
2. 耳机放入充电仓不能识别时(耳机放入充电仓关盖后不能断开蓝牙连接), 请清洁耳机尾部2个金接触点;
3. 产品内置电池, 请勿暴力对待本产品, 远离高温高湿环境;
4. 远离WIFI、路由器、高频发射设备, 因可能影响本机的信号接收, 造成声音的暂停或断连;
5. 请在有效传输距离内使用本产品, 蓝牙设备与耳机之间有实体阻挡(如厚墙体), 将影响使用距离;
6. 使用过程若发现耳机没有声音, 无法开机, 可能是耳机没电(尽量避免低电量使用本产品), 此时需放回充电仓, 充满电后可继续使用;
7. 不使用蓝牙设备期间, 建议关闭耳机减少耗电, 或放回充电仓;
8. 请使用正规厂家认证的充电头、无线充电器;
9. 请在常温干燥环境下使用本产品, 勿投入水或其它液体中;
10. 长时间的充放电后, 电池效能会出现下降;
11. 请勿戳刺或焚烧, 此电池不含汞;
12. 不同人的佩戴适应性不同, 触碰或遇到耳机感应中断, 此时只需触摸即可重新播放(音乐);

产品名称		有害物质					
		铅 (Pb)	汞 (Hg)	镉 (Cd)	六价位 (Cr、VI)	多溴联苯 (PBB)	多溴二苯醚 (PDE)
耳机	外壳、结构	O	O	O	O	O	O
	线缆	O	O	O	O	O	O
	PCB板组合	X	O	O	O	O	O
	驱动单元	O	O	O	O	O	O
	锂离子电池	X	O	O	O	O	O
充电仓	外壳、结构	O	O	O	O	O	O
	PCB板组合	X	O	O	O	O	O
	锂离子电池	X	O	O	O	O	O
附件	充电线	O	O	O	O	O	O

本表格依据SJ/T11364的规定编制。

O: 表示该有害物质在该部件所有均质材料中的含量均在GB/T26572规定的限量要求以下。
X: 表示该有害物质至少在该部件的某一均质材料中的含量超出GB/T26572规定的限量要求，且目前业界没有成熟的替代方案，符合欧盟 RoHS指令环保要求。



本标识内数字表示产品在正常使用状态下的环保使用期限为10年。



本标识内数字表示电池在正常使用状态下的环保使用期限为5年。

SN系列号码共11位，其中，第4位代表年生产年份(A---2021年，B---2022年，C---2023年.....以此顺序推进)；第5位代表生产月份(A---1月，B---2月，C---3月.....以此顺序推进)。

保修条例

1. 本产品保修期为一年;
2. 保修期内, 按照说明书进行操作使用产生的故障, 视情况给予免费修理或更换;
3. 如下情况不在保障范围内:
 - 不能够提供本保修卡及有效购货凭证
 - 错误使用及自行修理所造成的故障及损坏
 - 买入后因运送, 搬运, 跌落造成的故障或损坏
 - 因不可抗力造成的故障及损坏
 - 使用不当导致的设备进水或其它溶液, 颗粒灰尘等造成的损坏
 - 使用指定规格以外的充电器所造成的损坏
 - 外观磨损等不在保障范围

产品保修单	
产品型号	
购买时间	
销售商	
客户姓名	
联系电话及地址	
故障内容	

(务必详细描述清楚所遇到的故障问题, 以便更快解决)

制造厂家: 深圳市三颗桃科技有限公司

地址: 深圳市宝安区洲石路650号宝星智荟城1栋5楼

深圳市三颗桃科技有限公司拥有最终解释权, 感谢您的查阅。

第十三条

1. 使用频率: 2.4~2.4835GHz
2. 不得擅自更改发射频率、加大发射功率(包括额外加装射频功率放大器), 不得擅自外接天线或改用其它发射天线;
3. 使用时不得对各种合法的无线电通信业务产生有害干扰; 一旦发现有害干扰现象时, 应立即停止使用, 并采取措施消除干扰后方可继续使用;
4. 使用微功率无线电设备, 必须忍受各种无线电业务的干扰或工业科学及医疗应用设备的辐射干扰;
5. 不得在飞机和机场附近使用。

注意:

使用本说明书规定以外的控制或调节方法, 或者执行本说明书规定以外的程序步骤, 均有可能造成暴露在辐射下的危险。除了有正式资格的维修人员以外, 任何人不得对本产品进行调节或修理。

1.重要通知: 请勿改装本产品

改装本产品可能会导致危险的无线电和EMC辐射。

2.注意

- 不得擅自更改发射频率、加大发射功率(包括额外加装射频功率放大器), 不得擅自外接天线或改用其它发射天线;
- 使用时不得对各种合法的无线电通信业务产生有害干扰; 一旦发现有害干扰现象时, 应立即停止使用, 并采取措施消除干扰后方可继续使用;
- 使用微功率无线电设备, 必须忍受各种无线电业务的干扰或工业、科学及医疗应用设备的辐射干扰;
- 不得在飞机和机场附近使用。
- 本产品及其天线不得与任何其他天线或传输器一起放置或操作。

CMIIT ID:

□ 中华人民共和国工业和信息化部公告

- (一)符合“微功率短距离无线电发射设备目录和技术要求”的具体条款和使用场景, 采用的天线类型和性能, 控制、调整及开关等使用方法;
- (二)不得擅自改变使用场景或使用条件、扩大发射频率范围、加大发射功率(包括额外加装射频功率放大器), 不得擅自更改发射天线;
- (三)不得对其他合法的无线电台(站)产生有害干扰,也不得提出免受有害干扰保护;
- (四)应当承受辐射射频能量的工业、科学及医疗(ISM)应用设备的干扰或其他合法的无线电台(站)干扰;
- (五)如对其他合法的无线电台(站)产生有害干扰时, 应立即停止使用, 并采取措施消除干扰后方可继续使用;
- (六)在航空器内和依据法律法规、国家有关规定、标准划设的射电天文台、气象雷达站、卫星地球站(含测控、测距、接收、导航站)等军民用无线电台(站)、机场等的电磁环境保护区域内使用微功率设备, 应当遵守电磁环境保护及相关行业主管部门的规定;
- (七)禁止在以机场跑道中心点为圆心、半径5000米的区域内使用各类模型遥控器;
- (八)微功率设备使用时温度和电压的环境条件。



1 What's in the box



Charging case x1



Earphone x2



Manual x1



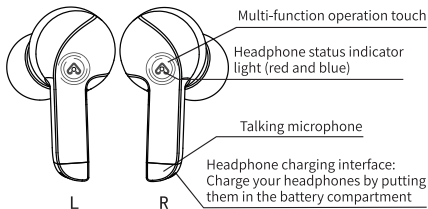
USB Type-C cable x1



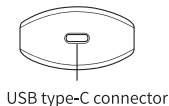
Ear Cap x4

2 Parts identification

Earphone



Charging case



3 How to use

1. First use:

For the first time, please open the charging case and keep it for 4 seconds to exit the low-power mode of transportation.

For the first use, you have to pair the earphones with the desired device. The earphones can be used after the pairing is successful. For the next and subsequent use, you just need to turn on the device, and the earphones will be connected automatically.

Three sizes of earcaps to be selected for comfortable wear.



2. Bluetooth pairing: Enable Bluetooth on the mobile phone, search for "X1", and tap the icon to connect.

3. Charging

Earphone: Put the left and right earphone back into the charging case, close the top cover of the charging box, and the left and right earphone will charge automatically. The display screen shows the charging status of the headset.

Charging case charging: When the charging case is charged, the charge case display will show the power, and when the charging case is full, the display will show 100% power.

4 Functional controls

Function	Left 	Right 	Prompt
Power-on	Open the charging case, and the earphones are turned on automatically.		Battery display on charging box
	Tap and hold the touch button of either earphone for about 3 seconds, and the corresponding earphone is turned on .		Prompt tone: power on

Earphone charging	Put the earphones into the charging case, and charging starts automatically.		Indicate earbuds in charging
Charging case charging	Connect the USB type-C connector to the power supply (USB), and charging starts automatically.		Indicate charging case in charging
Pairing succeeded	Enable Bluetooth on the mobile phone, search for" X1" and tap the icon to connect.		Prompt tone: Three peaches
Play/Pause	Touch the left or right earphone once in the play or pause state while you are wearing it.		/
	The earphones play the audio signals once they receive from any device.		
Previous	Double tap	/	/
Next	/	Double tap	/
Mode switching	Tap and hold the touch button on the left or right earphone for 3 seconds to switch between the music mode and the game mode.		Prompt tone: Music mode / Game mode
Connected to a mobile phone	Tap the touch button on the left or right earphone for three times to activate/deactivate the voice assistant.		Prompt tone: beep
Answering incoming calls	Single tap	Single tap	Prompt tone: beep
Ending incoming calls	Tap and hold for 1 second	Tap and hold for 1 second	Prompt tone: beep, beep, beep
Rejecting incoming calls	Double tap	Double tap	Prompt tone: beep

5 Technical specifications

Bluetooth version	5.3
Working distance	≥10m
CODEC	SBC, ACC
Profile	A2DP, AVRCP, HFP, HSP
Mobile intelligent voice	Available
Button	Touch control
Battery capacity	Earphone battery: 35 mAh X 2 + Charging case: 470 mAh
USB type	Type-C
Dimensions	33.2x50.9x46.1mm
Battery endurance	Listening time: ≥6h for the earphones; total endurance (with the charging case): ≥30 h
Impedance	32 Ω
Weight	About 40.7g
Packing list	Charging case x1 , Earphone x2 , USB Type-C cable x1 , Manual x1 , Ear Cap x4

* Red and blue flashing indicates the left and right earphone being connecting,
Blue flashing indicates be connected.

Warranty regulations

1. This product is guaranteed for one year;
2. During the warranty period, the fault caused by the operation and use in accordance with the instructions shall be repaired or replaced free of charge, as appropriate;
3. The following are not covered:
 - This warranty card and valid proof of purchase cannot be provided
 - Faults and damage caused by incorrect use and self-repair
 - Failure or damage caused by shipping, moving, falling after purchase
 - Faults and damage caused by force majeure
 - Damage caused by improper use of equipment into water or other solutions, particulate dust, etc.
 - Damage caused by the use of chargers other than the specified specifications
 - Appearance wear, etc. is not covered

Product warranty card	
Product model	
Date of purchase	
The name of the seller	
Purchaser	
Contact number and address	
Contents of the fault	

(Be sure to describe in detail the problem you are experiencing so that it can be resolved more quickly)

Manufacturer: Shenzhen Three Peaches Technology Co., Limited

Address: 5th Floor, Building 1, Baoxing Zhihui City, No. 650, Zhoushi Road, Baoan District, Shenzhen, China

The final interpretation right belongs to Shenzhen Three Peaches Technology.

Safety precautions

- The maximum sound pressure level of this earphone is 100 dB. Please be careful to the volume level when using for a long time. Over exposure to excessive sound levels can damage your ears resulting in permanent noise-induced hearing loss (NHL).
- Before turning on the power of a connected device, turn the volume all the way down. A sudden burst of loud sound could be harmful to your ears and cause hearing loss.
- Do not use earphones while driving a bicycle, motorcycle or automobile. Doing so could lead to an accident.
- In the interest of safety, keep the volume of your earphones at a level at which surrounding sounds can still be heard.
- Do not put in water or get wet.
- Do not place heavy objects on, heat, or pull on the earphones. Doing so may damage or deform them.
- Store the ear pieces out of the reach of children to prevent small children from accidentally swallowing them.
- Do not remove any screws, disassemble, or rework the earphones. Ask your place of purchase for internal checkups, adjustments, and repairs of the earphones.
- Do not bend forcibly the plug on the equipment for the connection between the connector and micro USB/USB cable.

Caution on handling

- Be sure to hold the plug when unplugging the cable.
- **Do not place undue stress on the cable, as this can result in wire disconnection or damage.**

Observe the following for correct usage.

- Do not pull on the cable unduly.

- Do not fold the cable.
- Do not allow a portable device to hang from the earphones.
- Do not wrap the cable around the portable device.
- If you allow a portable device to hang from the earphones, it may become disconnected and fall. Take care as THREE PEACHES does not guarantee portable devices.
- Metal parts will come in contact with your skin. People with allergies to metal should not use these earphones. If you feel that the earphones irritate your skin, stop using them and contact a physician or the sales outlet for advice.
- Do not use benzene, thinners, or other organic solvents or insecticides on the main unit since they may cause a change in quality or color.
- Sound leaks out from the earphones when the volume is too high, which may annoy people around you. Please be considerate and lower the volume.

Rechargeable battery precautions

There is a possibility of smoke, fire, explosion from the rechargeable battery, please note as following.

- Do not toss the rechargeable battery into a fire, and do not heat up the battery. Doing so could cause battery heat generation, battery fires, and battery rupture.
- Do not subject the rechargeable battery to strong impact forces, such as stabbing it with sharp objects (a nail, etc.), tapping it with a hammer, or stepping on it. Doing so could cause battery heat generation, battery fires, and battery rupture.
- Do not place foreign objects inside this unit. Doing so could cause fires and electrical shocks.

- Do not charge, use, or place this unit in high-temperature locations such as near heaters and stove burners, in areas exposed to direct sunlight, or inside a car on a hot day. Doing so could cause battery heat generation, battery fires, and battery rupture. Such actions could also affect the performance and shorten the life of the internal rechargeable battery.
- Stop using this unit immediately, and contact the sales outlet or THREE PEACHES in the event that abnormal odors or heat generation occurs while using, charging, or storing this unit, or if other abnormalities such as discoloration, etc., are detected.
- Always observe the following precautions:
 - Do not place this unit in a microwave oven or in a high-pressure container.
 - Do not place this unit on top of an electromagnetic cooker.
 - Do not attempt to recharge the internal rechargeable battery by connecting it to a power outlet or a car's cigarette lighter socket.
 - Strictly observe the recharging procedure and conditions specified by THREE PEACHES.
- If fluid should leak from the rechargeable battery and get into the eyes, do not rub the eyes. Instead, rinse the eyes thoroughly with tap water, etc., and see a doctor without delay for treatment. Leaving the eyes untreated could cause vision impairment.
- Do not use this unit near medical devices, automatic doors, or fire alarms, etc. Signals from this unit could interfere with the operation of those devices, possibly causing malfunctions and accidents.
- If recharging fails to complete even though the prescribed recharging time period has elapsed, stop the recharging operation. Continuing to recharge the battery could cause battery heat generation, battery fires, and battery rupture.



☐ FCC Information (for USA only)

1. Important notice:

Do not modify this product.

This product complies with the FCC requirements when installed in accordance with the instructions provided in this manual. Changes or modifications not expressly approved by THREE PEACHES for compliance could void the user's authority to operate the equipment.

2. Cautions

This product and its antenna cannot coexist or work together with any other antennas or transmitters.

3. Compliance information

- Product name: TWS Bluetooth Earphone ; Model:TP-X1
- FCC ID: 2A327-TP-X1

5th Floor, Building 1, Baoxing Zhihui City, No. 650, Zhoushi Road, Baoan District, Shenzhen, China

4. Notes

This equipment has been tested and found to comply with the limits for a Class B digital device, pursuant to Part 15 of the FCC Rules. These limits are designed to provide reasonable protection against harmful interference in a residential installation. This equipment generates, uses, and can radiate radio frequency energy and, if not installed and used in accordance with the instructions, may cause harmful interference to radio communications. However, there is no guarantee that interference will not occur in a particular installation. If this equipment does cause harmful interference to radio or television reception, which can be determined by turning the equipment off and on, the user is encouraged to try to correct the interference by one or more of the following measures:

- Reorient or relocate the receiving antenna.
- Increase the separation between the equipment and receiver.
- Connect the equipment into an outlet on a circuit different from that to which the receiver is connected.
- Consult the dealer or an experienced radio / TV technician for help.

This device complies with part 15 of the FCC Rules. Operation is subject to the following two conditions: (1) This device may not cause harmful interference, and (2) this device must accept any Interference received, including interference that may cause undesired operation.

IC information (for Canada only)

Integrated circuit of this product: AD6973

Product name: TWS Bluetooth Earphone ; Model:TP-X1

IC:

This product complies with RSS-247 of Industry Canada. Operation is subject to the following two conditions: (1) this product may not cause any harmful, and (2) this product must accept any interference received, including interference that may cause undesired operation. This Class B digital apparatus complies with the Canadian ICES-003 standard.

This product contains license-exempt transmitter (s)/receiver(s) that comply with Innovation, Science, and Economic Development Canada's license-exempt RSS(s). Operation is subject to the following two conditions: (1) this product may not cause any harmful, and (2) this product must accept any interference received, including interference that may cause undesired operation of this product.

2. Cautions

To reduce the potential radio interference to other users, the antenna type and its gain should be so chosen that the equivalent isotropically radiated power (e.i.r.p.) is not more than that necessary for successful communication.

L' émetteur/récepteur exempt de licence contenu dans le présent appareil est conforme aux CNR d' Innovation, Sciences et Développement économique Canada applicables aux appareils radio exempts de licence. L' exploitation est autorisée aux deux conditions suivantes:

1. L' appareil ne doit pas produire de brouillage;
2. L' appareil doit accepter tout brouillage radioélectrique subi, même si le brouillage est susceptible d' en compromettre le fonctionnement.

For Canadian customers: CAN ICES-003 (B) / NMB-003 (B)

☐ RF Exposure Information

This equipment complies with FCC/IC radiation exposure limits set forth for an uncontrolled environment and meets the FCC radio frequency (RF) Exposure Guidelines in Supplement C to OET65 and RSS-102 of the IC radio frequency (RF) Exposure rules.



1. Declaration of conformity

This product complies with the provisions of the following directives:
Radio Equipment Directive 2014/53/EU.

2. Important note: Do not modify this product.

This product complies with the essential requirements of the RE Directive when installed in accordance with the instructions provided in this manual.
Modification of the product could result in hazardous radio and EMC radiation.

3. Cautions

This product and its antenna cannot coexist or work together with any other antennas or transmitters.