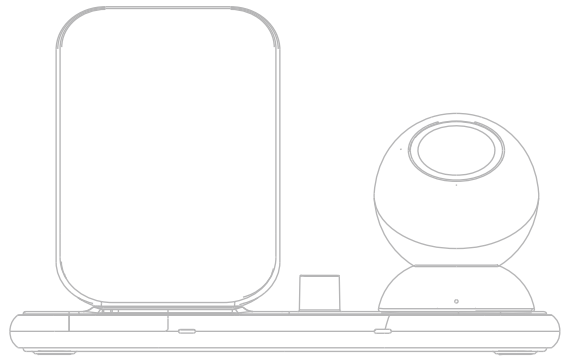


100*80mm
单铜 单黑印刷

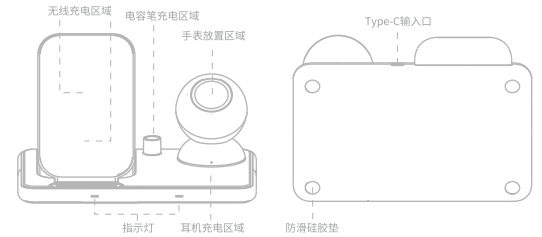


四合一
无线充电器
使用说明书

产品简介

本四合一无线充电器是一款精巧的充电支座,仅由一个无线充就可同时为三台设备进行无线充电。给您的手机、苹果手机、电容笔、Airpods2, Airpods Pro或其他支持无线充电设备充电,只要放在相应的充电区域上,就可以自动无线充电,这样您的桌面会更整洁,充电更方便。此产品设计非常节省空间,可以帮助您很好地整合手机智能生活。充电过程中有安全保护技术,充电更安全。智能适配功率,充电效率大大增加。

产品外观



支架介绍



使用说明

- 1.请将本无线充通过Type-C快充线连接至5V/3A,9V/3A或12V/2A的适配器并接通电源;
- 2.将手机放到充电区域即可充电;
- 3.将原装手表放入手表位,并安装即可给手表充电;
- 4.将无线充蓝牙耳机盒放在上面即可充电;
- 5.将电容笔插入对应充电位置,即可给电容笔充电;
- 6.本产品手机充电支架可折叠。

指示灯状态

模式	指示灯
通电	蓝灯绿灯交替闪烁1秒
待机	蓝灯常亮
充电	绿灯常亮
充满	灯灭
检测到异物	蓝灯闪烁
过温保护状态	蓝灯闪烁

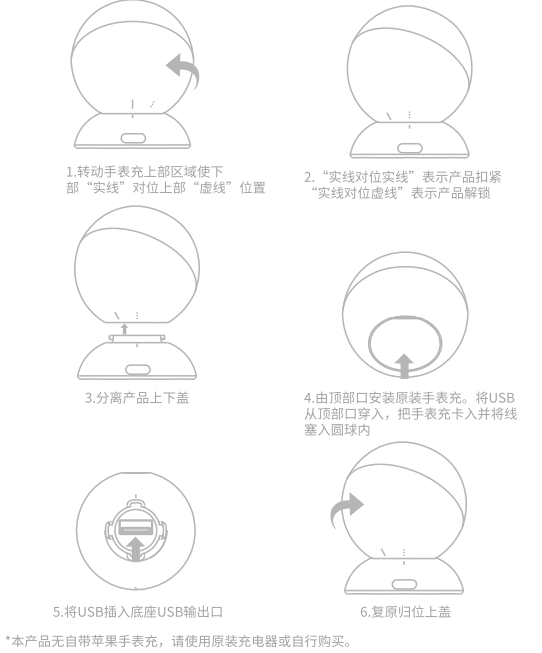
适用设备

用于具有Qi标准无线充电功能的设备。

注意：

为确保同时充四台设备时安全高效,建议使用9V/2A以上的适配器和快充线,如手机快充部分功率要达到15W时,您必须使用9V/3A或12V/2A的适配器和快充线。(如果使用5V/2A以下的适配器,可能无法给四台设备同时充电)

手表充安装说明



*本产品无自带苹果手表充,请使用原装充电器或自行购买。

注意事项

将支持无线充电的设备放置于无线充电区域,绿色指示灯亮起,即可进行无线充电,若不能正常充电,请调整设备放置位置,直至设备显示正常充电或者绿色指示灯亮起(请产参考产品介绍图标,放置位置)。当蓝色指示灯闪烁时,提示无线充电器检测到异物,或输入电压过高处于保护状态,此时应注意移除异物或更换电源适配器。

产品参数

名称: 四合一无线充电器
输入: 5V≈3A, 9V≈3A, 12V≈2A(Max)
尺寸:167*131*23.1mm
传输距离(手机充):≤5mm
转化率(手机充): ≥70%
输出: 15W/10W/7.5W/5W
手表输出: 3W(Max)
TWS耳机输出: 2W(Max)
电容笔输出: 2W(Max)

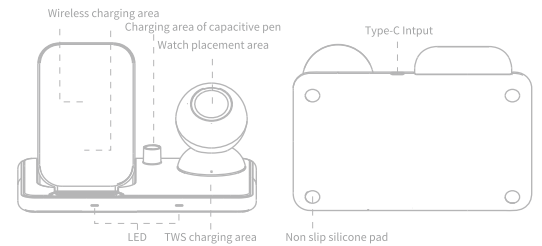
包装清单

1. 四合一无线充电器 x 1
2. 数据线 x 1
3. 说明书 x 1

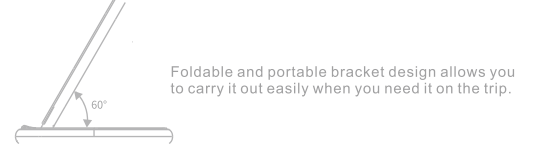
Product introduction

This four-in-one wireless charger is an exquisite charging support, which can charge three devices wirelessly with one wireless charger.When charging your phone, Watch, Pencil, AirPods Pro or other TWS Bluetooth headset cases, you can automatically charge them wirelessly by placing them in the appropriate charging area, which will make your desktop cleaner and your charging more convenient. This product is designed to save space and help you integrate your smartphone smart life, There is safety protection technology in charging process, charging is safer, 15W high power, charging efficiency greatly increased.

Product appearance



Introduction to bracket



Directions for use

1. Please connect the wireless charger to the adapter of 5V/2A-3A,9V/2A-3A, 12V/2A via Type-C fast charging line And power on;
2. Put the phone in the charging area to charge it;
3. Put the original watch in the watch position and install it to charge the watch;
4. Put the wireless bluetooth headset case on it to charge.
5. Insert the capacitance pen into the corresponding charging position to charge the capacitive pen;
6. The mobile phone charging bracket can be folded

LED state

Pattern	Indicator light
Electricity	Blue flashes green alternately for 1S
Standby	Blue light normally on
Charging	Green light normally on
Full of	Lights went out
Foreign body detected	Blue lights flashing
Overtemperature protection	Blue lights flashing

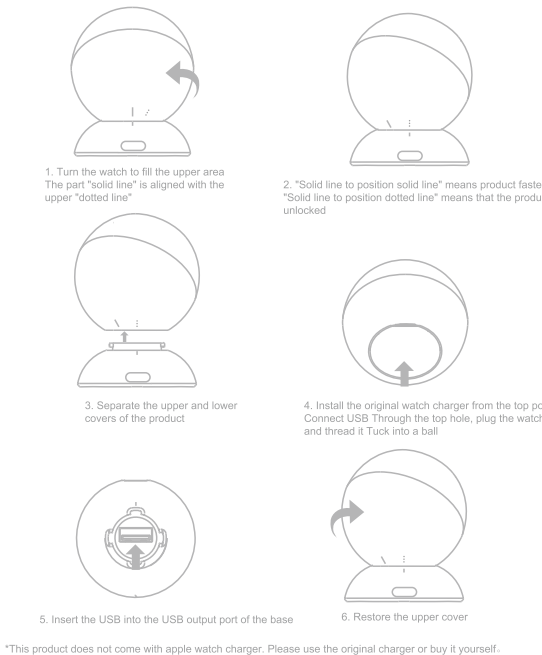
Support models

For devices with Qi standard wireless charging function.

Note:

To ensure the safety and efficiency of charging three devices at the same time, it is recommended to use adapters and fast charging lines above 9V/2A. For example, when the power of mobile phone fast charging reaches 15W, you must use adapters and fast charging lines of 9V/3A or 12V/2A.(If you use an adapter less than 5V/2A, the charger may not be able to charge all four devices at the same time)

Watch charging installation



*This product does not come with apple watch charger. Please use the original charger or buy it yourself.

Points for attention

Place the device supporting wireless charging in the wireless charging area, and the green indicator will light up to proceed wireless charging. If it cannot be charged normally, please adjust the position of the device until the device shows normal charging or the green light will light up (please refer to the product description icon and place location).When the blue light flashes, the wireless charger detects foreign matter or inputs if the voltage is too high and it is in a protected state, please take care to remove the foreign body or replace the power adapter.

Product Parameters

Name: 4 In 1 Wireless Charger
Input :5V≈3A, 9V≈3A, 12V≈2A(Max)
Size:167*131*23.1mm
Transmission distance (mobile phone charging):≤5 mm
Conversion rate (mobile phone charging):≥70%
Output:15W/10W/7.5W/5W
Watch output: 3W(Max)
TWS earphone output: 2W(Max)
Pencil Output: 2W (Max)

Packing list

1. 4 In 1 Wireless Charger X1
2. Data line x1
3. Instruction x1

FCC Warning Statement

Changes or modifications not expressly approved by the party responsible for compliance could void the user's authority to operate the equipment. This equipment has been tested and found to comply with the limits for a Class B digital device, pursuant to Part 15 of the FCC Rules. These limits are designed to provide reasonable protection against harmful interference in a residential installation. This equipment generates uses and can radiate radio frequency energy and, if not installed and used in accordance with the instructions, may cause harmful interference to radio communications. However, there is no guarantee that interference will not occur in a particular installation. If this equipment does cause harmful interference to radio or television reception, which can be determined by turning the equipment off and on, the user is encouraged to try to correct the interference by one or more of the following measures:

- Reorient or relocate the receiving antenna.
- Increase the separation between the equipment and receiver.
- Connect the equipment into an outlet on a circuit different from that to which the receiver is connected.
- Consult the dealer or an experienced radio/TV technician for help.