

Multi-function massage chair

RT6891  
USER MANUAL

Please read all instructions before using.

## IMPORTANT SAFETY INSTRUCTIONS

---

Read all instructions before using (this appliance).

**DANGER** – To reduce the risk of electric shock:

1) Always unplug this appliance from the electrical outlet immediately after using and before cleaning.

**WARNING** – To reduce the risk of burns, fire, electric shock, or injury to persons:

1) An appliance should never be left unattended when plugged in. Unplug from outlet when not in use, and before putting on or taking off parts.

2) Do not operate under blanket or pillow. Excessive heating can occur and cause fire, electric shock, or injury to persons.

3) Close supervision is necessary when this appliance is used by, on, or near children, invalids, or disabled persons.

4) Use this appliance only for its intended use as described in this manual. Do not use attachments not recommended by the manufacturer.

5) Never operate this appliance if it has a damaged cord or plug, if it is not working properly, if it has been dropped or damaged, or dropped into water. Return the appliance to a service center for examination and repair.

6) Do not carry this appliance by supply cord or use cord as a handle.

7) Keep the cord away from heated surfaces.

8) Never operate the appliance with the air openings blocked. Keep the air openings free of lint, hair, and the like.

9) Never drop or insert any object into any opening.

10) Do not use outdoors.

11) Do not operate where aerosol (spray) products are being used or where oxygen is being administered.

12) To disconnect, turn all controls to the off position, then remove plug from outlet.

13) Do not use massager in close proximity to loose clothing or jewelry.

14) Keep long hair away from massager while in use.

15) Use heated surfaces carefully. May cause serious burns. Do not use over insensitive skin areas or in the presence of poor circulation. The unattended use of heat by children or incapacitated persons may be dangerous.

SAVE THESE INSTRUCTIONS

For use household only

Thank you for purchasing this product.  
Please read this user manual carefully before using to ensure proper installation and operation.  
Please keep this USER MANUAL properly for future reference.

## CONTENTS





---

SAFETY PRECAUTIONS .....	1
NAME AND FUNCTION OF EACH COMPONENT .....	3
External Structure .....	3
Internal Structure .....	3
Power Box .....	4
Controller .....	5
Controller Instructions .....	6
Display Screen Instructions .....	8
PRELIMINARY CHECKS .....	13
Position & Placement for Installation .....	13
Floor Protection .....	14
Surrounding Environment .....	14
Grounding .....	14
Installation Method .....	14
Moving the Massage Chair .....	16
Connecting to Power .....	16
Commissioning .....	17
Before Sitting in the Chair .....	17
After Use .....	17
PRODUCT STORAGE AND MAINTENANCE .....	18
TROUBLE SHOOTING .....	19
TECHNICAL SPECIFICATIONS .....	20

## SAFETY PRECAUTIONS


### Safety Precautions

- ▶ Before using, please read the SAFETY PRECAUTIONS carefully to ensure correct operation of this appliance.
- ▶ Precautions and warnings listed below will help to ensure proper operation of this appliance.
- ▶ The classes of accidents caused by incorrect use are classified into WARNING and CAUTION. Read all WARNINGS and CAUTIONS below and follow all instructions within this manual.


	<b>WARNING</b>	Improper operation may cause injury to users.
	<b>CAUTION</b>	Improper operation may cause injury to users or damage to product.
	Prohibited	 NO Disassemble

### Not suitable for below persons


We recommend that those with any of the following conditions should consult your physician before using.

 <b>WARNING</b>	<ul style="list-style-type: none"><li>◆ Those with pacemaker or electronic devices implanted in the body.</li><li>◆ Those undergoing treatment, especially those who are not feeling well.</li><li>◆ Those with malignant tumors, acute disease, heart disease or severe hypertension.</li><li>◆ Need to be supervised.</li><li>◆ Women who are pregnant or menstruating.</li><li>◆ Those with osteoporosis, distorted joints, dysfunction or recent fracture.</li><li>◆ Those with serious or injured skin conditions.</li><li>◆ Those with high fever.</li><li>◆ The appliance has a heated surface. Persons insensitive to heat must be careful when using the appliance. (Need to be supervised)</li><li>◆ This appliance is not intended for use by persons (including children) with reduced physical, sensory or mental capabilities, or lack of experience and knowledge, unless they have been given supervision or instruction concerning use of the appliance by a person responsible for their safety.</li><li>◆ This appliance can be used by children aged from 8 years and above and persons with reduced physical, sensory or mental capabilities or lack of experience and knowledge if they have been given supervision or instruction concerning use of the appliance in a safe way and understand the hazards involved.</li></ul>
---	---

### Controller Precautions

 <b>CAUTION</b>	<ul style="list-style-type: none"><li>◆ Do not operate the controller with wet hands or pull the controller wire by force.</li><li>◆ Do not spill water or other liquid into the controller to avoid fault.</li><li>◆ Do not lay heavy items on the controller.</li></ul>
---	---

### Cautions Regarding the Power Connectors and Power Cord

 <b>CAUTION</b>	<ul style="list-style-type: none"><li>◆ The appliance is only to be used with the power supply unit provided with the appliance.</li><li>◆ It must only be supplied at safety extra low voltage corresponding to the marking on the appliance.</li><li>◆ Do not use a wet hand to unplug the AC cord to avoid electric shock.</li><li>◆ Do not pull on the power cord, reach to the front end to unplug it.</li><li>◆ Do not squeeze the power cord by heavy objects.</li><li>◆ Do not damage, over bend, pull hard or twist the power cord.</li><li>◆ If the supply cord is damaged, it must be replaced by the manufacturer or its service agent or a similarly qualified person in order to avoid a hazard.</li></ul>
---	--

## FCC CAUTION

This device complies with part 15 of the FCC Rules. Operation is subject to the following two conditions:  
(1) This device may not cause harmful interference, and  
(2) this device must accept any interference received, including interference that may cause undesired operation.

Any changes or modifications not expressly approved by the party responsible for compliance could void the user's authority to operate the equipment.

Note: This equipment has been tested and found to comply with the limits for a Class B digital device, pursuant to part 15 of the FCC Rules. These limits are designed to provide reasonable protection against harmful interference in a residential installation. This equipment generates, uses and can radiate radio frequency energy and, if not installed and used in accordance with the instructions, may cause harmful interference to radio communications. However, there is no guarantee that interference will not occur in a particular installation. If this equipment does cause harmful interference to radio or television reception, which can be determined by turning the equipment off and on, the user is encouraged to try to correct the interference by one or more of the following measures:

- Reorient or relocate the receiving antenna.
- Increase the separation between the equipment and receiver.
- Connect the equipment into an outlet on a circuit different from that to which the receiver is connected.
- Consult the dealer or an experienced radio/TV technician for help.

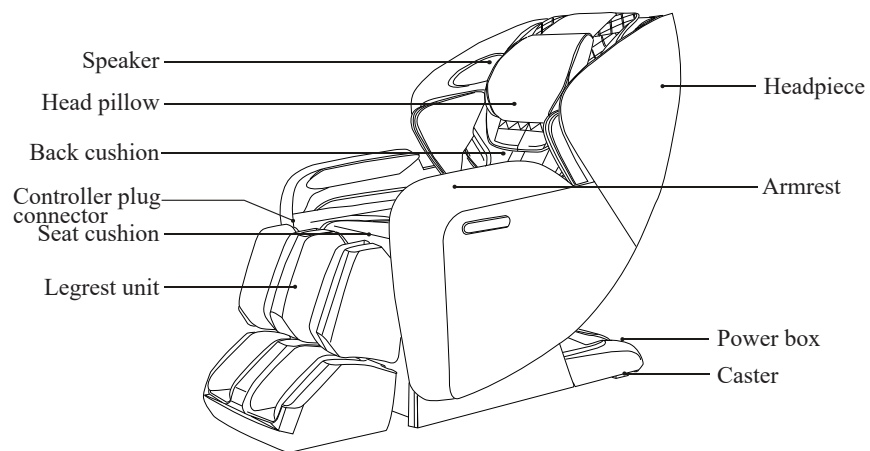
The equipment complies with FCC radiation exposure limits set forth for an uncontrolled environment. This transmitter must not be co-located or operating in conjunction with any other antenna or transmitter.

The equipment should be installed and operated with minimum distance 20cm between the radiator and your body.

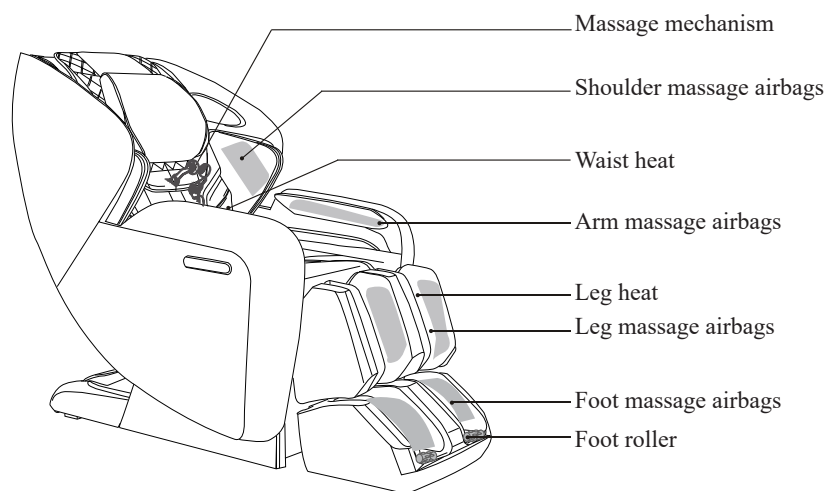


## NAME AND FUNCTION OF EACH COMPONENT

### External Structure



### Internal Structure



## TECHNICAL SPECIFICATIONS

Name: Deluxe Multi-function Massage Chair

Model: RT6891

Rated voltage: 110-120V~

Rated current: 1.0 A

Rated frequency: 60Hz

## ▶ TROUBLESHOOTING

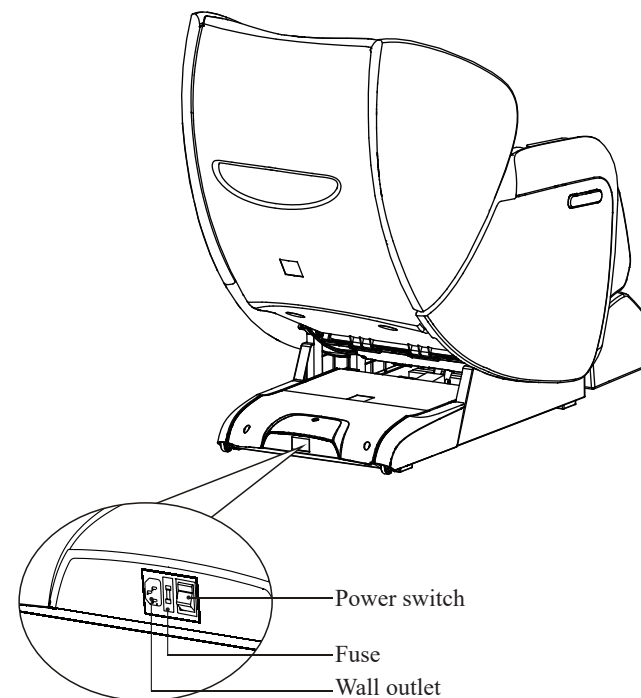
No.	Symptoms	Possible Causes	Possible Solutions
1	Noise is heard while in use	This sound is normal and comes from the air pump motor or other mechanical parts rubbing against the cloth cover	No need to take any measures
2	Appliance does not start	The power cord is not secured into the socket	Insert the power plug properly into the power socket
		Power switch is off	Turn on the switch
		The fuse is blown	Replace only with a fuse of same type and rating
3	No music comes from the speaker	The volume is turned to the lowest	Adjust the speaker volume from the mobile devices
		Bluetooth is off	Switch on Bluetooth
		Bluetooth connected with other device	Reconnect Bluetooth
4	Backrest or footrest can not raise or recline	Excessive load has been pressed on the backrest or legrest	Reduce the load and try again
5	Airbag malfunction	The air hose is blocked	Straighten the air hose and clear out the blockage

If problem remains, please contact the dealer for maintenance.

**Important:** Do not attempt to repair this product yourself, our company shall not be liable for the injury or damage caused by any servicing without authorization.

## ▶ NAME AND FUNCTION OF EACH COMPONENT

### Power Box

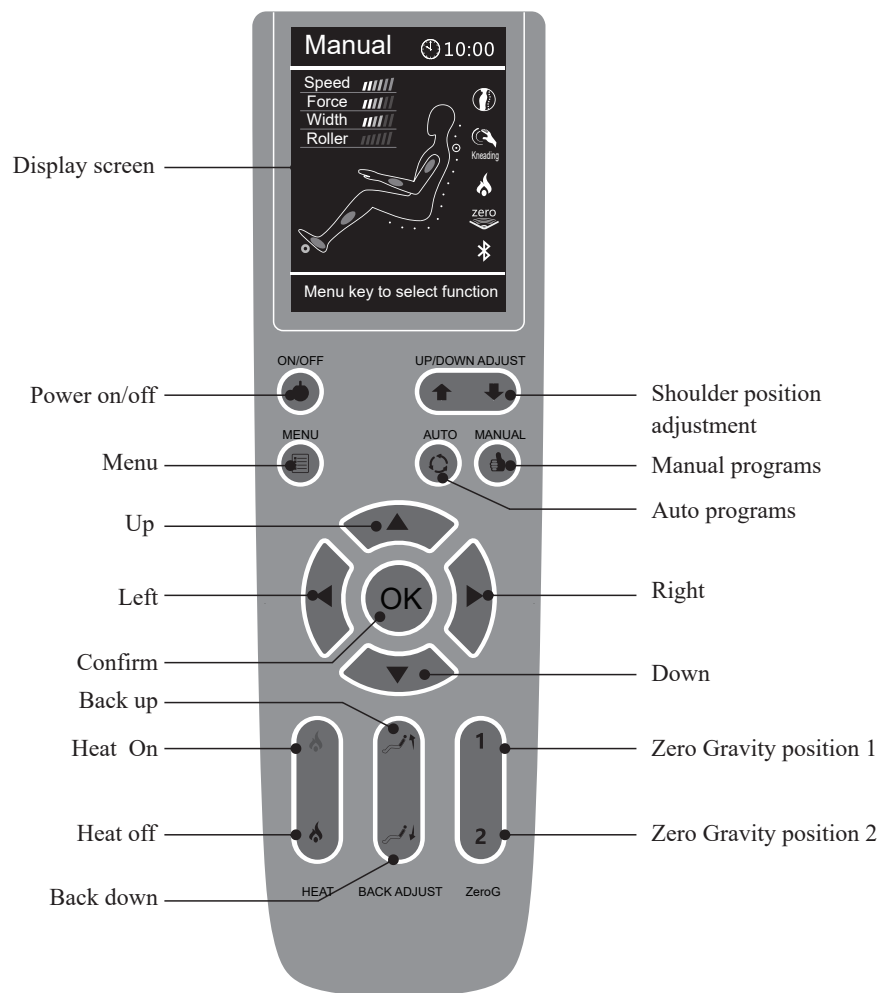


### ⚠ CAUTION

- ▶ Children should be supervised to ensure that they do not play with the chair or touch the power box.
- ▶ Always unplug the massage chair from the electrical outlet immediately after use.
- ▶ Unplug from outlet during thunder or lightening storms.
- ▶ Turn off the power switch and unplug the massage chair from the electrical outlet while not in use to avoid children power on the massage chair accidentally.
- ▶ When not in use for a long period of time, we recommend that the chair be covered, the power cord be coiled and that the unit be placed in an environment free of dust and moisture.

## NAME AND FUNCTION OF EACH COMPONENT

### Controller



## CARE AND MAINTENANCE

### Care Instructions

- ▶ To treat stains on back panel, armrest, footrest, plastic parts or air hose, spot clean with mild detergent foam, then wipe it with a dry cleaning cloth.
- ▶ To treat stains on controller, power box, spot clean with a dry cleaning cloth.
- ▶ To treat stains on back cushion or pillows, use a water-based upholstery cleaner only, wipe it with moist cloth, then air dry.
- ▶ To clean the foot/calf unit covers, remove it from the chair, hand wash with a mild detergent, then line dry.

#### **WARNING**

- ▶ Children shall not play with the appliance. Cleaning and user maintenance shall not be made by children without supervision.
- ▶ Pull out the power cord from the power strips before care and maintenance.
- ▶ To avoid electrical shock or injury, do not touch the power cord with wet hands.
- ▶ Make sure no detergent enters into the power box while cleaning.
- ▶ Do not use benzene, thinner or other solvents on your product, it may cause fading or damage to the product.
- ▶ Do not iron the upholstery.

#### Storage Methods

- ▶ Cover the product with a dust-free cloth to prevent collection of dust if not in use for a long period of time.

#### **CAUTION**

- ▶ Do not leave this product exposed to direct sunlight for long periods of time. This may cause fading or damage.

#### Warm Tips

During daily use, please check for the following symptoms:

- ▶ Burnt smell.
- ▶ Power flickers on and off when touching the charging cable.
- ▶ The power cord is hot.
- ▶ Other abnormal symptoms.

#### **CAUTION**

- ▶ Please stop using the product to avoid breakdowns or accidents if any above symptom exists.
- ▶ Switch off the power button and disconnect the plug, contact the local distributors or supplier for repair.
- ▶ All other servicing except above care and maintenance should be serviced by an authorized dealer or service center.

#### **WARNING**

Pull out the power cord from the power strips before care and maintenance. To avoid electrical shock or injury, do not touch the power cord with wet hands. Do not try to dismantle or repair the product yourself, please send your massage chair to the authorized service center.