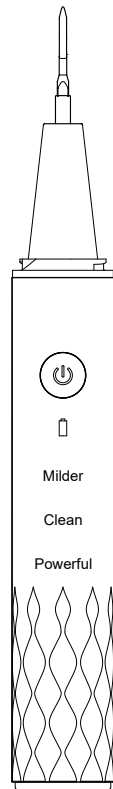


167.5 mm

Plaque Remover



Please read this instruction manual carefully before use

product description

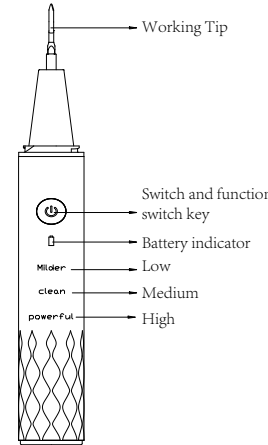
This product is a new type of visual ultrasonic tooth cleaner instrument. The product is characterized by connecting mobile phones and tablets and other devices to intuitively understand the condition of your teeth through the App. It uses ultrasonic high-frequency resonance technology to remove stains on the teeth and achieve the aim of whitening of teeth and protecting tooth decay; It provides multifunctional and replaceable working tips, which are better suited to different functions and needs.

Product parameter

Product name	Plaque Remover
Mode	ET 809
Network standard	IEEE 802.11b/g/n
Working frequency	2.4GHz
Image transfer rate	30fps
Image sensor	CMOS
Working temperature	-10 ~50 ℃
Battery	800mAh
Battery life	-About 60 minutes
Charging time	About 1.5h -2h
Input parameters	5v ··· 0.5A
Operating voltage	5v
Working power	1.68W
Pixel	300000
Best focus	2.5— 3.5CM
Waterproof level	IPX7
product weight	62g

Button function definition

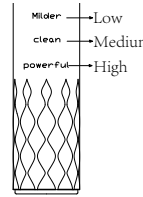
- 1.On-off button and function switch key:
Long press for 3 seconds to turn on/off, short press to switch gears.
- 2.Short press to switch different gears:
Milder (low)Clean (medium)/Powerful(high) mode.
- 3.LED lights
 - The green light flashes when it is turned on, and the green light is always on after a successful connection to WiFi.
 - Flashes red when in low battery, the red light is always on when charging, and the flashing is off when charging done.



Gears Introduction

This product with working principle of ultrasonic. After turning on, when it touches the gums or soft objects, it will not produce over-frequency vibration, when it touches the teeth or hard objects, it will generate over-frequency resonance, and the product will have obvious performance! According to your needs, select the mode gear you need:

- Milder mode: suitable for novices, gently remove tartar stains;
- clean mode: remove stubborn tartar such as smoke stains, coffee stains, and tea stains;
- Powerful mode: Remove formed dental calculus and clean teeth more powerfully.



Frequently Asked Questions

- 1.Are gum bleeding normal during use?
Answer: It is easy to cause gum bleeding for people with periodontitis or gingivitis to uses, also for brushing teeth or biting hard food. If the gums bleed when using this product, just stop using it and rinse with cold water.
- 2.Is it normal for the tip of the toothbrush to become hot during use?
Answer: When using, electrical energy is converted into kinetic energy, and a slight increase in temperature of the device is a normal phenomenon.
- 3.Is it normal that the product sometimes make a voice?
Answer: The voice at work is caused by the resonance among the working tip and the teeth, which is a normal phenomenon.
- 4.Is it normal that the product suddenly stops working when it is working ultrasonically?
Answer: The product is equipped with an automatic shutdown function, which will stop the work of the transducer after 10 minutes of working, it needs to switch gears again to start the working state.

Troubleshooting

- 1.There is no response when booting, and the camera does not light up.
Fully charge before use.

2.APP crashes.

Clean up the background of the mobile phone and restart APP.

3.The red light flashes.

Product is in low battery, please use it after charging.

4.The product fails to display real-time images normally after successfully connecting to the App.

Disconnect the WIFI on your device and your mobile phone, restart device or clean the background then reopen the App, reconnect to WiFi.

5.The WIFI connection is unstable or no image appears.

Restart the device and reconnect to App.

***If the problem is still not solved according to the above operations, please contact customer service, we will further provide you with practical solutions.**

Safety Precautions

To avoid the risk of malfunction, electric shock, injury, fire and equipment or property damage, please follow the following safety precautions.

- 1.This product has a built-in battery. Do not throw this product into fire or expose it to the sun, otherwise it may cause the battery explode.
- 2.Do not use this product while charging.
- 3.Do not use this product when the charging port is not properly covered.
- 4.Do not modify or repair this product by yourself.
- 5 .Do not charge in a humid environment or into water
- 6 .Do not place this product where children and infants can reach.
- 7.Do not drop or impact/bump this product
- 8.Do not use this product while bathing or bathing in hot springs,

- 9.People with severe periodontitis, teeth being treated, or those who are worried about symptoms of discomfort in the mouth, need consult a doctor before use.
- 10.Do not use paint thinner, benzene or other chemicals to clean this product.
- 11.When using this product for the first time, slight bleeding may occur, because the root of the tooth has no experience to been exposed to this kind of irritation for the first time, which is normal. If there is severe bleeding, please stop using this product immediately and consult your doctor.

Warning

This device complies with Part 15 of the FCC rules. Operation is subject to the following two conditions:
(1) this device must not cause harmful interference, and
(2) this device must accept any interference received, including interference that may cause unintended operation.

Guarantee

This product has a one-year warranty from the date of purchase. We will decide as appropriate to provide free repairs or replace the defective product within this warranty date. The product will become invalid if it is opened or changed. The following items are not covered by the warranty:

- Exceeding the warranty period;
- Damage caused by failure to use, maintain in accordance with the instructions for use;
- Without authorization from our company. Damage caused by unauthorized disassembly or repair;
- Failure to be immersed into water, broken, or circuit board burned or burned as required by the use manual;
- Damage caused by accident or misuse.

If you need warranty service, please contact the Distributor where you purchased the product or your local service organization. You can contact your local service through our website:

www.albertnovosino.com/support

Compensation is limited to the value of the product. If the complete product is returned with the original invoice, a guarantee will be provided. Repairs or replacements during the warranty period will not extend or renew the warranty period. The legitimate demands and rights of consumers are not restricted by this guarantee.



Batteries and electronic devices must be disposed of in accordance with the locally applicable regulations, not with domestic waste.

Term Of Validity: 3 years

Production Date / Batch No.: Refer to label on the package.



Humiss International B.V.
Joop Geesinkweg 701, 1114 AB
Amsterdam-Duivendrecht, the Netherlands



Ningbo Albert Novosino Co.,Ltd.
No.1 Xinheng 3 Road Cicheng Town, Jiangbei District, 315036 Ningbo, Zhejiang , China.
www.albertnovosino.com



Made in China

80 mm

This device complies with part 15 of the FCC Rules. Operation is subject to the following two conditions: (1) this device may not cause harmful interference, and (2) this device must accept any interference received, including interference that may cause undesired operation.

Any changes or modifications not expressly approved by the party responsible for compliance could void the user's authority to operate the equipment.

NOTE: This equipment has been tested and found to comply with the limits for a Class B digital device, pursuant to Part 15 of the FCC Rules. These limits are designed to provide reasonable protection against harmful interference in a residential installation. This equipment generates, uses and can radiate radio frequency energy and, if not installed and used in accordance with the instructions, may cause harmful interference to radio communications. However, there is no guarantee that interference will not occur in a particular installation.

If this equipment does cause harmful interference to radio or television reception, which can be determined by turning the equipment off and on, the user is encouraged to try to correct the interference by one or more of the following measures:

- Reorient or relocate the receiving antenna.
- Increase the separation between the equipment and receiver.
- Connect the equipment into an outlet on a circuit different from that to which the receiver is connected.
- Consult the dealer or an experienced radio/TV technician for help.

The device has been evaluated to meet general RF exposure requirement. The device can be used in portable exposure condition without restriction