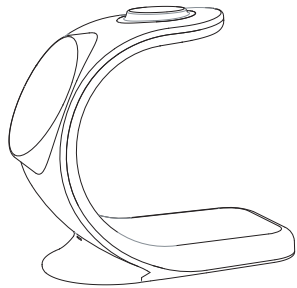


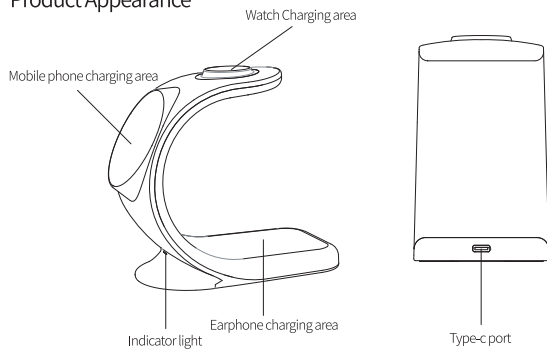
3 IN 1 MAGNETIC WIRELESS CHARGER STAND USER MANUAL OJD-83



Product Introduction

Thank you for purchasing this product! This product is a 3-in-1 Magnetic Wireless Charger with a magnetic design, suitable for iPhone12 series mobile phones that support magnetic wireless charging. If you need a protective case, please use MagSafe mobile phone protective case, which perfectly realizes magnetic wireless charging. The top of the product supports iWatch charging, and the back supports AirPods charging. Provide you with a convenient, fast, safe and free wireless charging experience.

Product Appearance

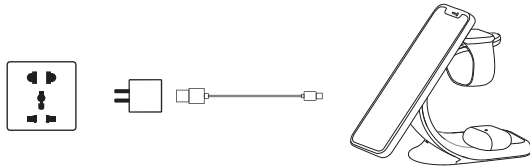


Product Parameters

Product Name: 3 IN 1 MAGNETIC WIRELESS CHARGER STAND
Model: OJD-83
Input: 9V/2A 12V/1.5A
Output Watch: 2W (max)
Output Earphone: 3W (max)
Output Phone : 5W/7.5W/10W/15W
Product Size: 127*117*71mm
Transmission distance: ≤2MM
Conversion rate: ≥73%
Color: white/black
Interface: Type-c
Executive Standard: Qi

Method Of Application

1. Insert the Type-C cable into the QC3.0 adapter and turn on the power supply.
2. Place the devices that support wireless charging in the center of the product charging area and start charging.
3. In order to enhance the stability of the product, the product is equipped with removable adhesive, users can paste on the bottom of the product for use.



State	LED Indicator
Power connected	Blue & green on for 1s and then off
Standby	/
Mobile phone charging	Blue light
Earphone Charging	Green light
Mobile phone and earphone charging at the same time	Blue & green light
Watch Charging	/
FOO - mobile phone	Blue light flashing
FOO - earphone	Green light flashing
FOO - mobile phone & earphone	Blue & green light flashing

Accessory List

3 In 1 Magnetic Wireless Charger Stand*1
1M Type-c Cable*1
User Manual*1
Removable Glue*2

Matters Needing Attention

1. Please use a qualified power adapter, otherwise it may cause unstable charging.
2. Do not put metal debris or magnetic card on the product, it may cause damage to the product or abnormal charging.

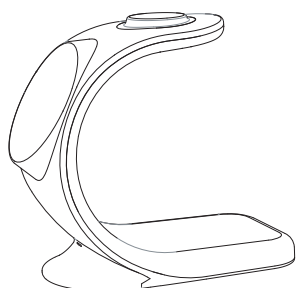
Safety Instructions

1. Do not pull the power supply hard, to avoid the power cord break or fall off.
2. Do not disassemble the product or put it into fire or water to avoid short circuit and leakage.
3. Do not use the product in severe high temperature, humidity or corrosive environment, to avoid damage to the circuit and leakage phenomenon.

FAQ

- Q 1. The phone does not charge.
A: The phone is not aimed at the charging sensing area or the receiving coil is not installed correctly.
- Q 2. Charging fever.
A: It is normal for the receiving coil or transmitter to generate heat during wireless charging.
- Q 3. Mobile phone charging intermittently.
A: The charging current of the PD power adapter is insufficient or the voltage is unstable, please use a qualified adapter.
- A: The charging position is too biased, the electromagnetic induction is not in place, and the charging position needs to be adjusted.
- Q 4. Slow charging.
A: The wireless charging current allowed by the mobile phone itself or the external receiving coil is different, or the standby power consumption of the mobile phone is large when charging, it is recommended to reduce the standby program of the mobile phone.
- Q 5. Other questions.
A: Please contact after-sales customer service directly.

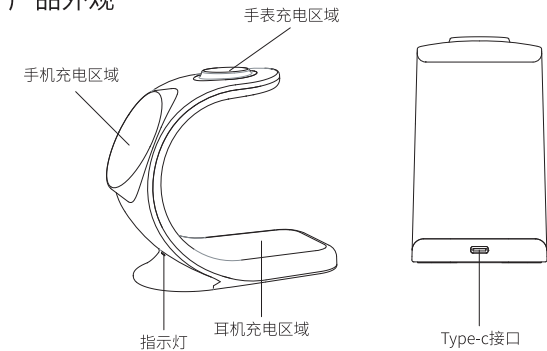
三合一磁吸无线充电器使用说明书 OJD-83



产品介绍

感谢您选择购买本产品! 本产品是一款磁吸三合一无线充电器, 采用磁吸设计, 适用于iPhone12系列支持磁吸无线充电的手机。如果您需要保护壳, 请使用MagSafe手机保护壳, 完美实现磁吸无线充电。产品的顶部支持iWatch充电, 背部支持AirPods充电。为您提供方便快捷、安全自由的无线充电体验。

产品外观

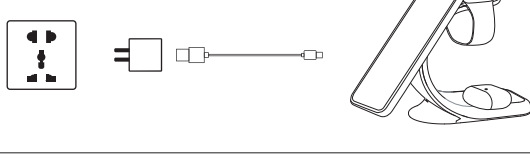


产品参数

产品名称: 三合一磁吸无线充电器
型号: OJD-83
输入: 9V/2A 12V/1.5A
手表输出: 2W (max)
耳机输出: 3W (max)
手机输出: 5W/7.5W/10W/15W
产品尺寸: 127*117*71mm
传输距离: ≤2MM
充电转换率: ≥73%
颜色: 白/黑
接口: Type-c
执行标准: Qi

使用方法

1. 插入配备的Type-c数据线, 接通电源。
2. 将支持无线充电的手机、耳机、手表依次放到所属充电区域的中心位置, 开始充电。
3. 为增强产品的稳固性, 本产品配备了可移胶, 用户可以自行粘贴在产品底部进行使用。



状态	LED指示灯
已连接电源	蓝绿灯亮1秒后熄灭
待机	/
手机充电	蓝灯常亮
耳机充电	绿灯常亮
手机和耳机同时充电	蓝绿灯常亮
手表充电	/
异物检测-手机	蓝灯闪烁
异物检测-耳机	绿灯闪烁
异物检测-手机&耳机	蓝绿灯闪烁

配件清单

三合一磁吸无线充电器x1
1米Type-c充电线x1
说明书x1
可移胶 x2

注意事项

1. 请使用合格的电源适配器否则可能引起充电不稳定。
- 请勿在本产品上放金属杂物或磁卡, 可能会造成产品损坏或充电异常。

安全须知

1. 请勿强硬拉扯电源, 避免电源线断裂或脱落。
2. 请勿将本产品自行拆卸或投入火中、水中, 避免造成短路漏电。
3. 请勿在严重高温、潮湿或腐蚀环境下使用本产品, 避免损坏电路出现漏电现象。

常见问题解答

- 问题1. 手机放上不充电
解答: 手机未对准充电感应区域或接收线圈未正确安装。
- 问题2. 充电发热
解答: 无线充电过程接收线圈或发射出现发热为正常现象。
- 问题3. 手机充电断续
解答: PD电源适配器充电电流不够或电压不稳定, 请使用合格适配器。
- 解答: 充电位置太偏, 电磁感应不到位, 可调整充电位置。
- 问题4. 充电比较慢
解答: 手机本身或者外围接收线圈允许无线充电电流的大小不一样, 或者手机充电时待机耗电大, 建议减少手机待机程序。
- 问题5. 其他问题
解答: 请直接联系售后客服咨询。

FCC WARNING

This device complies with part 15 of the FCC Rules. Operation is subject to the following two conditions: (1) this device may not cause harmful interference, and (2) this device must accept any interference received, including interference that may cause undesired operation.

Any changes or modifications not expressly approved by the party responsible for compliance could void the user's authority to operate the equipment.

NOTE: This equipment has been tested and found to comply with the limits for a Class B digital device, pursuant to Part 15 of the FCC Rules. These limits are designed to provide reasonable protection against harmful interference in a residential installation. This equipment generates, uses and can radiate radio frequency energy and, if not installed and used in accordance with the instructions, may cause harmful interference to radio communications. However, there is no guarantee that interference will not occur in a particular installation.

If this equipment does cause harmful interference to radio or television reception, which can be determined by turning the equipment off and on, the user is encouraged to try to correct the interference by one or more of the following measures:

- Reorient or relocate the receiving antenna.
- Increase the separation between the equipment and receiver.
- Connect the equipment into an outlet on a circuit different from that to which the receiver is connected.
- Consult the dealer or an experienced radio/TV technician for help.

To maintain compliance with FCC's RF Exposure guidelines, This equipment should be installed and operated with minimum distance between 20cm the radiator your body: Use only the supplied antenna.