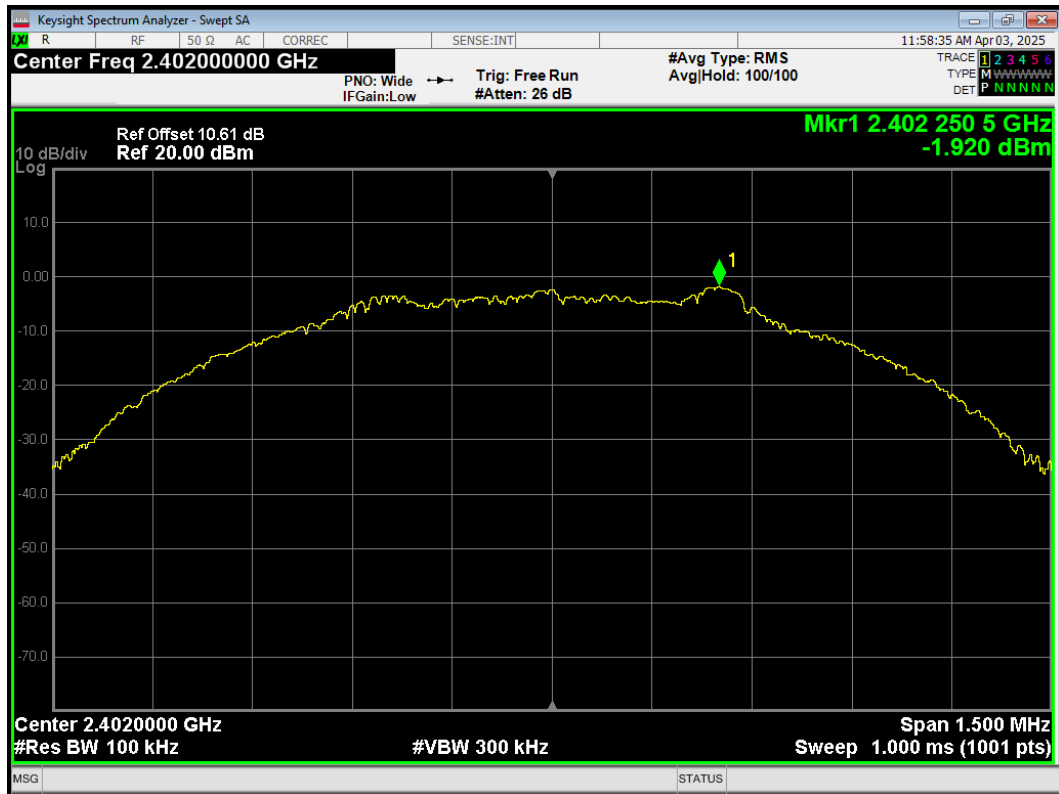
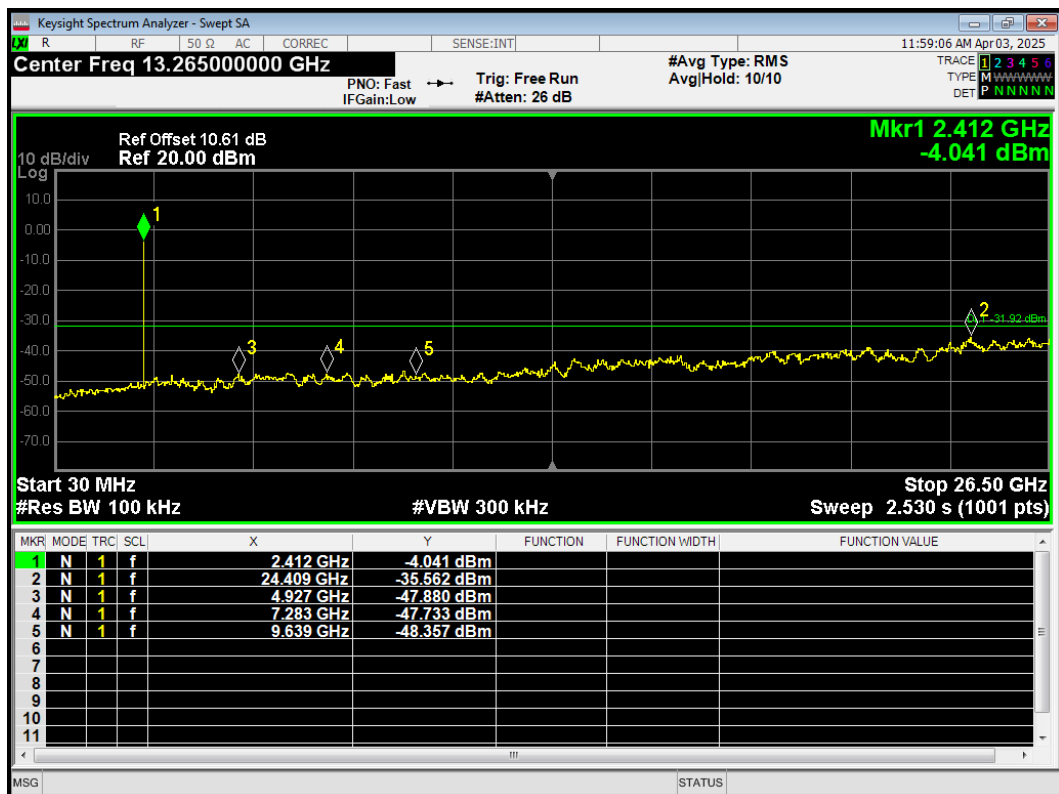


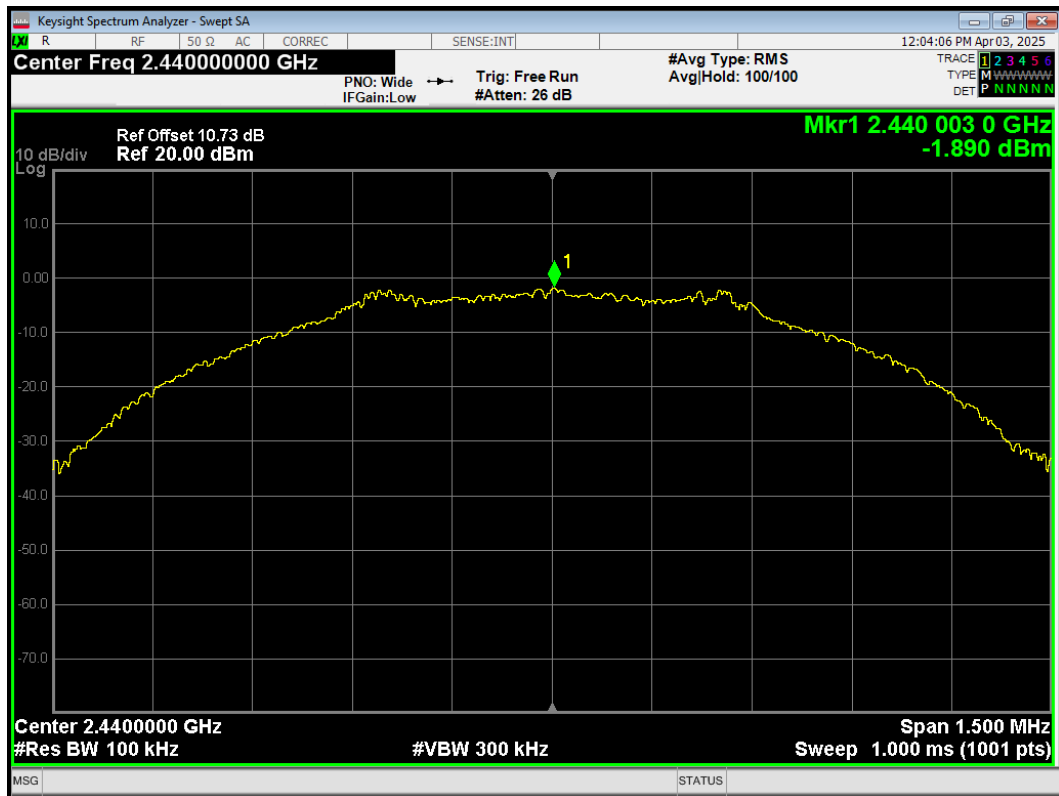
Tx. Spurious Bluetooth LE(1M) 2402MHz Ref



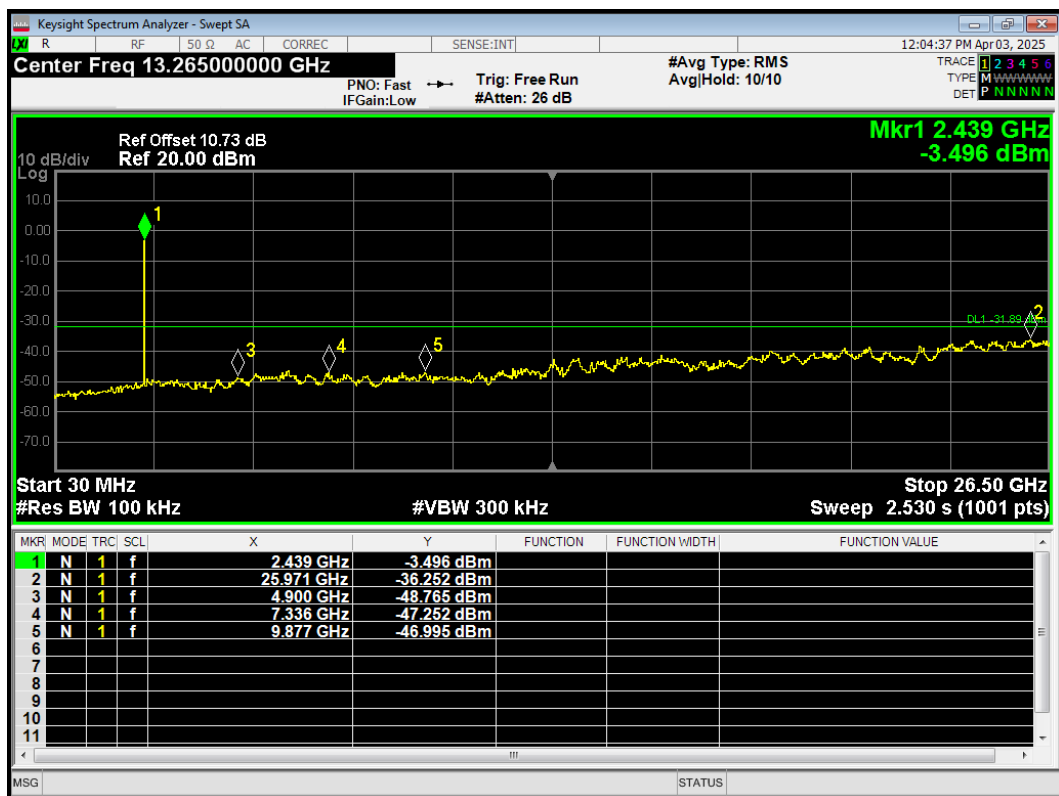
Tx. Spurious Bluetooth LE(1M) 2402MHz Emission



Tx. Spurious Bluetooth LE(1M) 2440MHz Ref



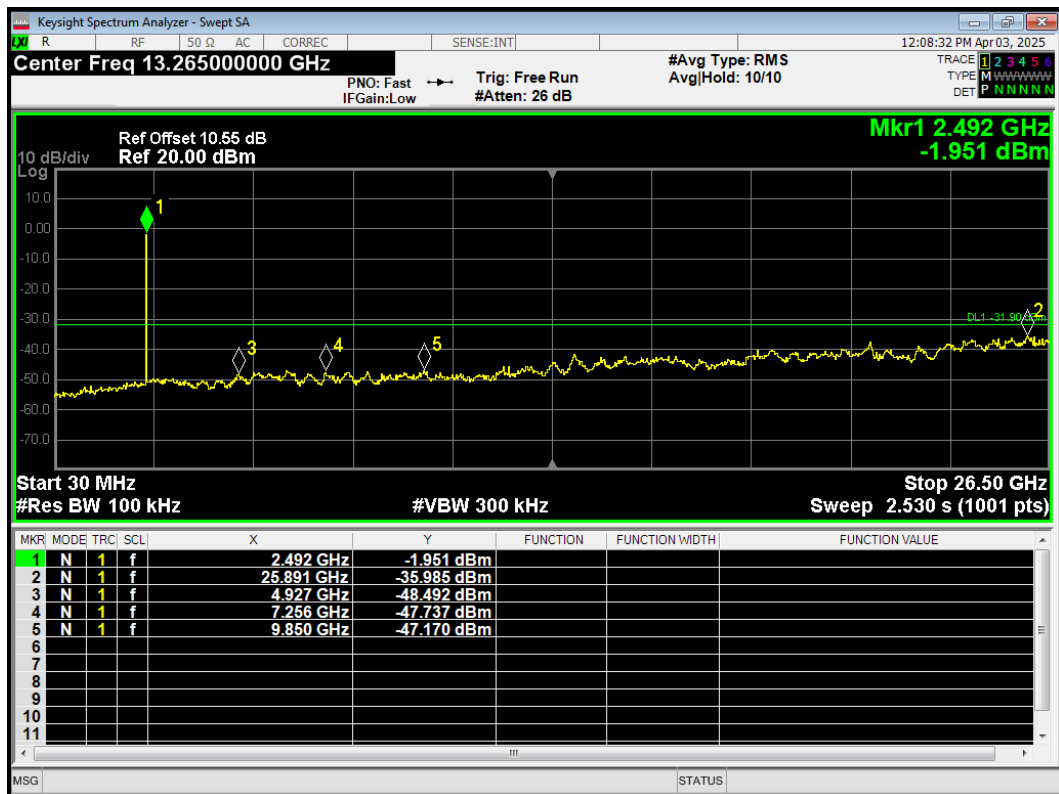
Tx. Spurious Bluetooth LE(1M) 2440MHz Emission



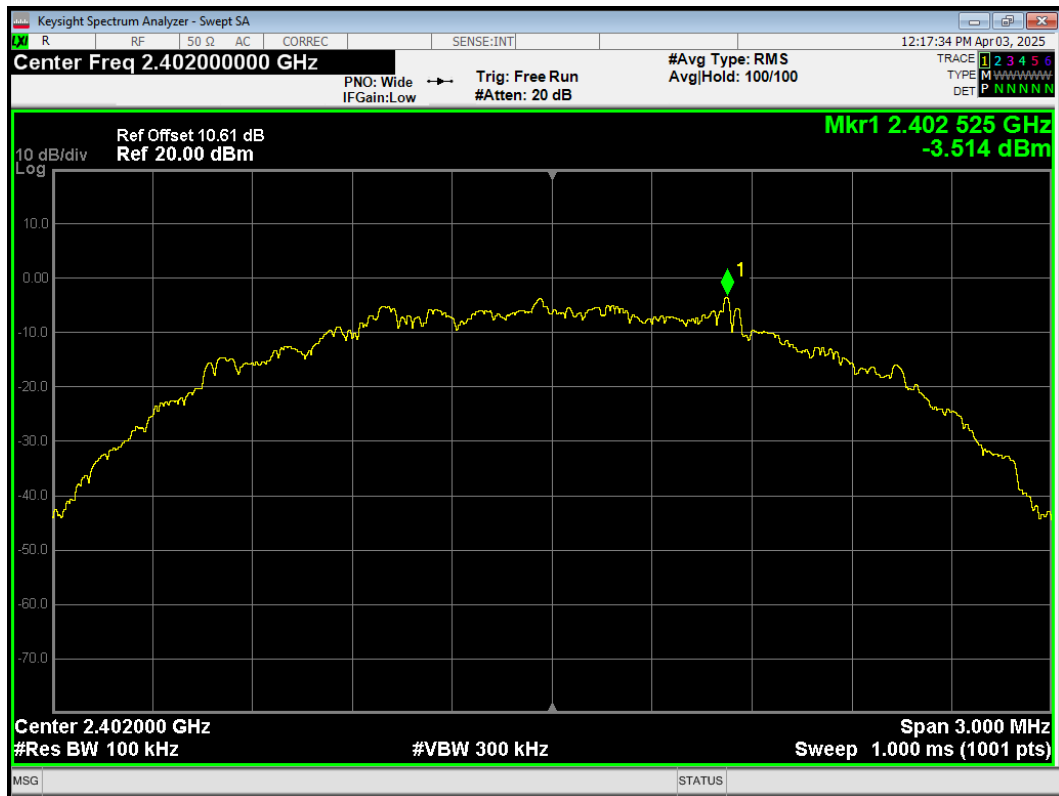
Tx. Spurious Bluetooth LE(1M) 2480MHz Ref



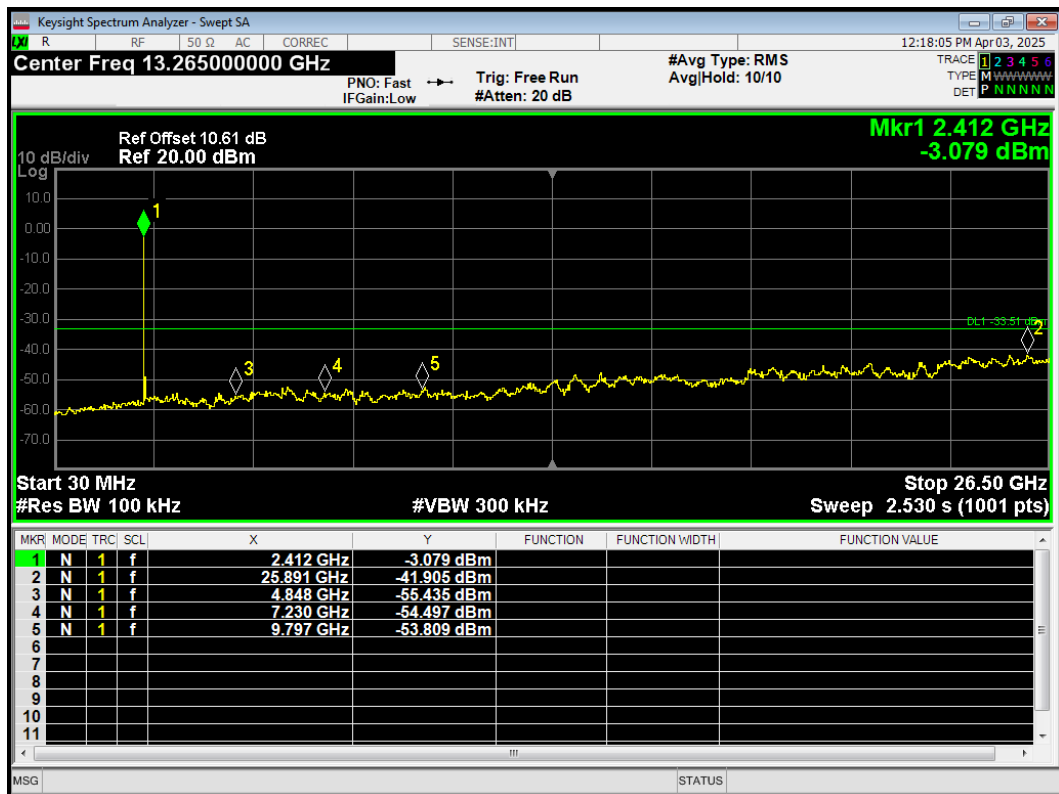
Tx. Spurious Bluetooth LE(1M) 2480MHz Emission



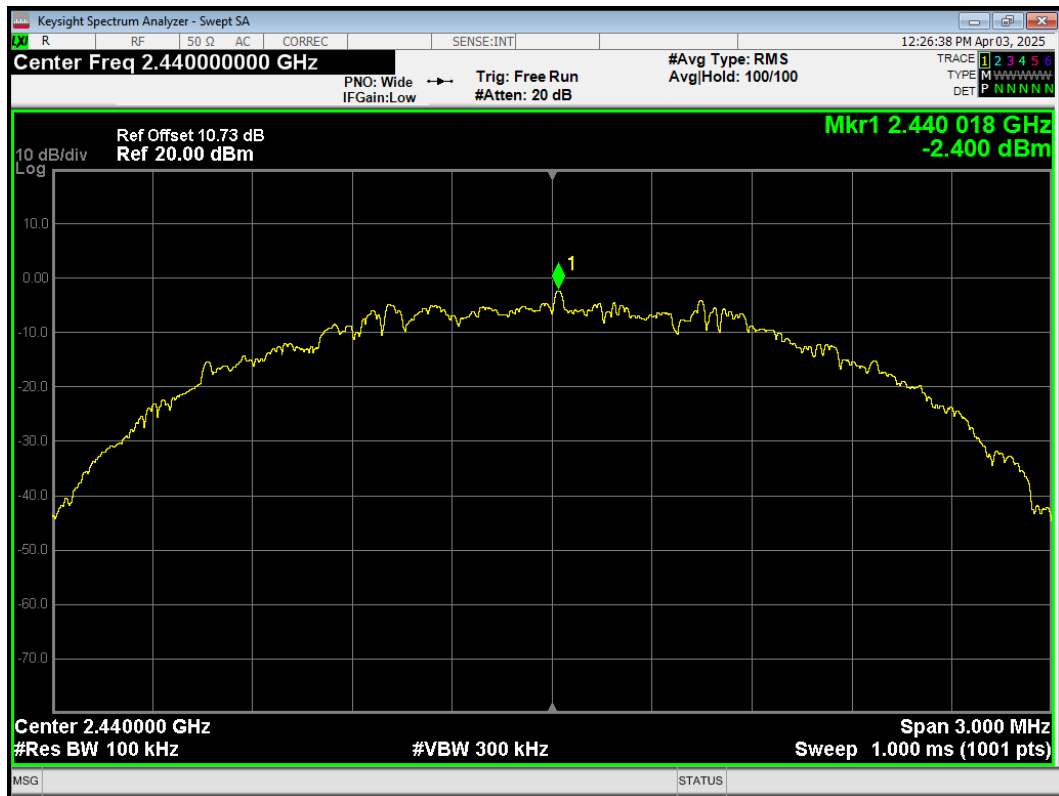
Tx. Spurious Bluetooth LE(2M) 2402MHz Ref



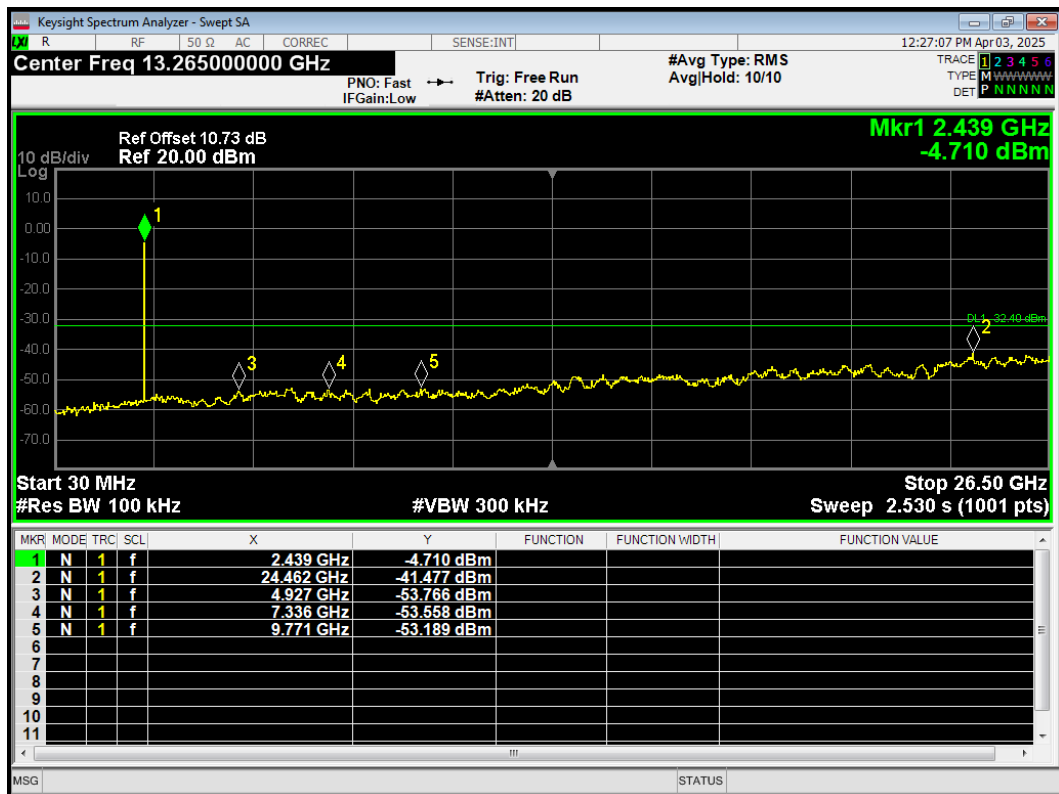
Tx. Spurious Bluetooth LE(2M) 2402MHz Emission



Tx. Spurious Bluetooth LE(2M) 2440MHz Ref



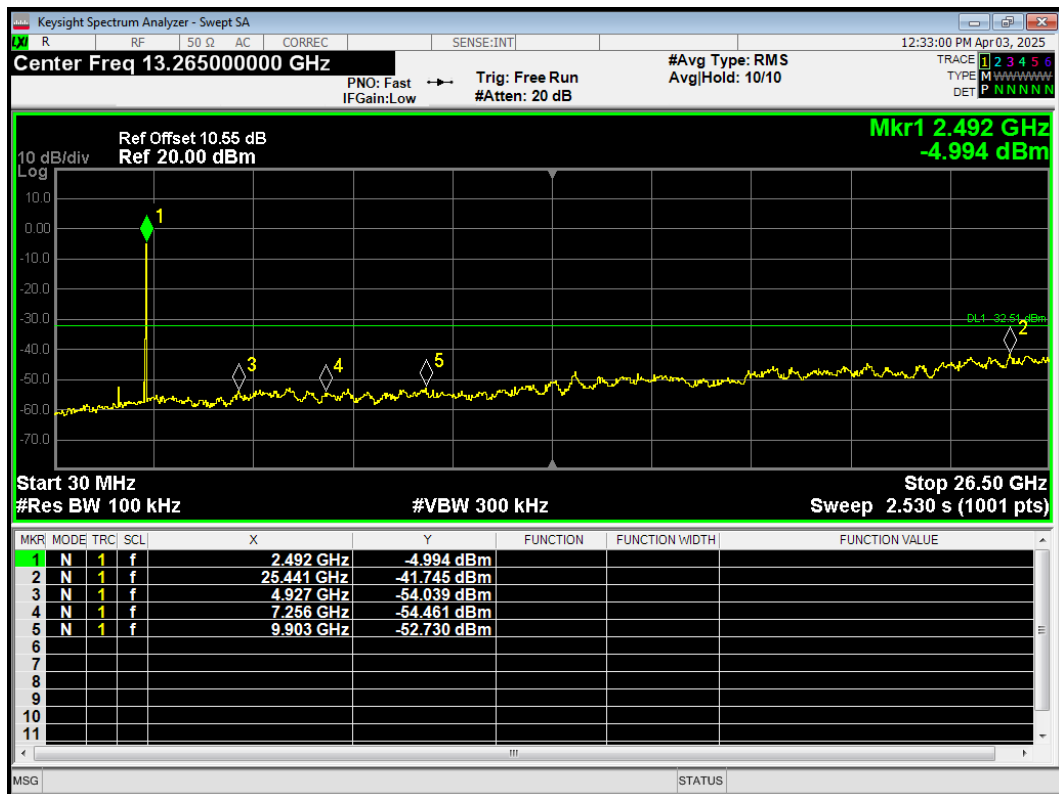
Tx. Spurious Bluetooth LE(2M) 2440MHz Emission



Tx. Spurious Bluetooth LE(2M) 2480MHz Ref



Tx. Spurious Bluetooth LE(2M) 2480MHz Emission



4.6. Unwanted Emission

Ambient Condition

Temperature	Relative humidity
15°C ~ 35°C	20% ~ 80%

Method of Measurement

The test set-up was made in accordance to the general provisions of ANSI C63.10.

The Equipment Under Test (EUT) was set up on a non-conductive table in the semi-anechoic chamber. The test was performed at the distance of 3 m between the EUT and the receiving antenna.

The turntable shall be rotated from 0 to 360 degrees for detecting the maximum of radiated spurious signal level. The measurements shall be repeated with orthogonal polarization of the test antenna. The data of cable loss and antenna factor has been calibrated in full testing frequency range before the testing. Sweep the Restricted Band and the emissions less than 20 dB below the permissible value are reported.

The radiated emissions measurements were made in a typical installation configuration.

Sweep the whole frequency band through the range from 9 kHz to the 10th harmonic of the carrier, and the emissions less than 20 dB below the permissible value are reported.

This method refer to ANSI C63.10.

The procedure for peak unwanted emissions measurements above 1000 MHz is as follows:

Set the spectrum analyzer in the following:

9kHz~150 kHz

RBW=200Hz, VBW=1kHz/ Sweep=AUTO

150 kHz~30MHz

RBW=9kHz, VBW=30kHz,/ Sweep=AUTO

Below 1GHz

RBW=100kHz / VBW=300kHz / Sweep=AUTO

a) Peak emission levels are measured by setting the instrument as follows:

Above 1GHz

PEAK: RBW=1MHz VBW=3MHz/ Sweep=AUTO

b) Average emission levels are measured by setting the instrument as follows:

Above 1GHz

AVERAGE: RBW=1MHz / VBW=3MHz / Sweep=AUTO

c) Detector: The measurements employing a CISPR quasi-peak detector except for the frequency bands 9-90 kHz, 110-490 kHz and above 1000 MHz. Radiated emission limits in these three bands are based on measurements employing an average detector.

d) Averaging type = power (i.e., rms) (As an alternative, the detector and averaging type may be set for linear voltage averaging. Some instruments require linear display mode to use linear voltage

averaging. Log or dB averaging shall not be used.)

e) Sweep time = auto.

f) Perform a trace average of at least 100 traces if the transmission is continuous. If the transmission is not continuous, then the number of traces shall be increased by a factor of $1 / D$, where D is the duty cycle. For example, with 50% duty cycle, at least 200 traces shall be averaged. (If a specific emission is demonstrated to be continuous—i.e., 100% duty cycle—then rather than turning ON and OFF with the transmit cycle, at least 100 traces shall be averaged.)

g) If tests are performed with the EUT transmitting at a duty cycle less than 98%, then a correction factor shall be added to the measurement results prior to comparing with the emission limit, to compute the emission level that would have been measured had the test been performed at 100% duty cycle. The correction factor is computed as follows:

1) If power averaging (rms) mode was used in the preceding step e), then the correction factor is $[10 \log (1 / D)]$, where D is the duty cycle. For example, if the transmit duty cycle was 50%, then 3 dB shall be added to the measured emission levels.

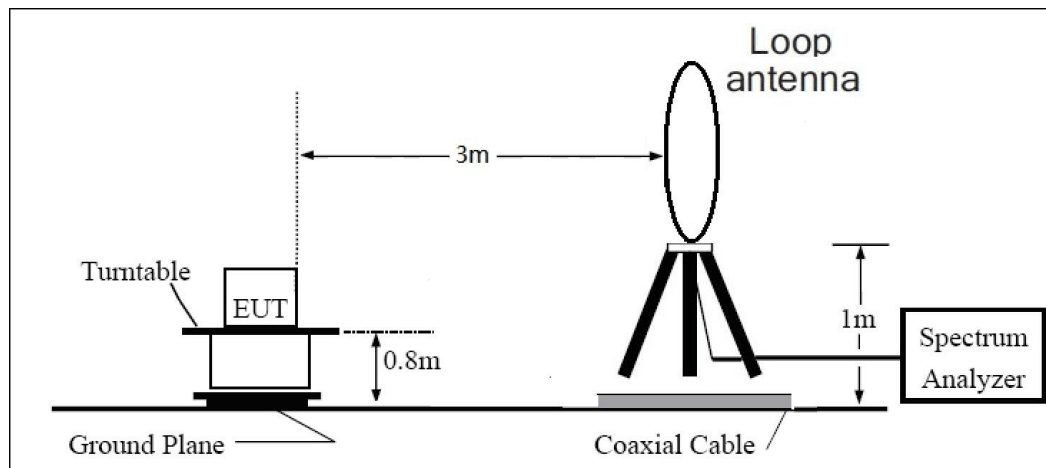
2) If linear voltage averaging mode was used in the preceding step e), then the correction factor is $[20 \log (1 / D)]$, where D is the duty cycle. For example, if the transmit duty cycle was 50%, then 6 dB shall be added to the measured emission levels.

3) If a specific emission is demonstrated to be continuous (100% duty cycle) rather than turning ON and OFF with the transmit cycle, then no duty cycle correction is required for that emission.

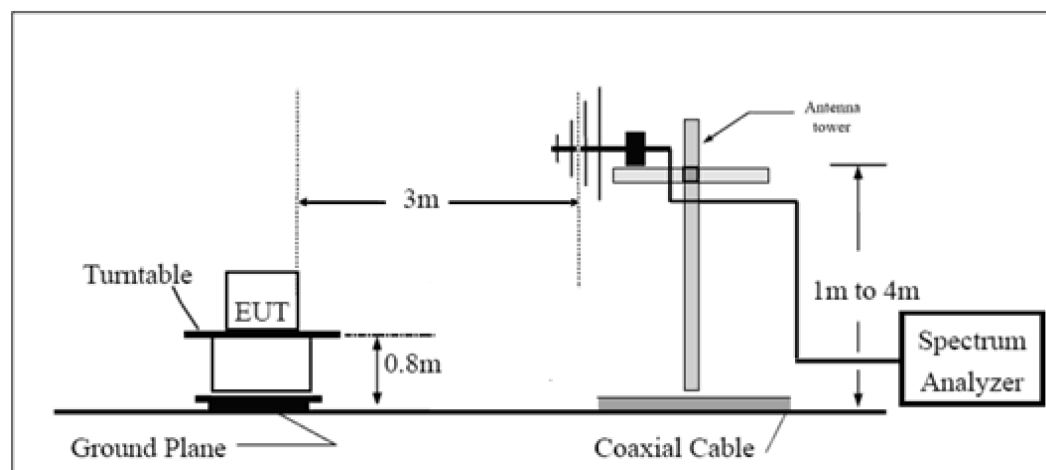
The test is in transmitting mode.

Test Setup

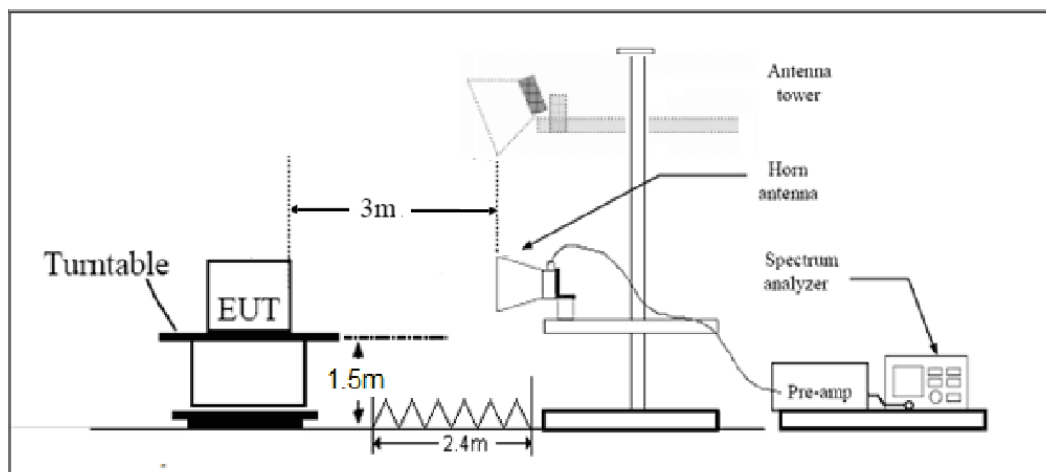
9kHz~ 30MHz



30MHz~ 1GHz



Above 1GHz



Note: Area side:2.4mX3.6m

Limits

Rule Part 15.247(d) specifies that “In addition, radiated emissions which fall in the restricted bands, as defined in § 15.205(a), must also comply with the radiated emission limits specified in § 15.209(a) (see § 15.205(c)).”

Limit in restricted band

Frequency of emission (MHz)	Field strength($\mu\text{V/m}$)	Field strength($\text{dB}\mu\text{V/m}$)
0.009–0.490	2400/F(kHz)	/
0.490–1.705	24000/F(kHz)	/
1.705–30.0	30	/
30–88	100	40
88–216	150	43.5
216–960	200	46
Above960	500	54

§15.35(b)

There is also a limit on the radio frequency emissions, as measured using instrumentation with a peak detector function, corresponding to 20 dB above the maximum permitted average limit.

Peak Limit=74 $\text{dB}\mu\text{V/m}$

Average Limit=54 $\text{dB}\mu\text{V/m}$

Spurious Radiated Emissions are permitted in any of the frequency bands listed below:

MHz	MHz	MHz	GHz
0.090-0.110	16.42-16.423	399.9-410	4.5-5.15
¹ 0.495-0.505	16.69475-16.69525	608-614	5.35-5.46
2.1735-2.1905	16.80425-16.80475	960-1240	7.25-7.75
4.125-4.128	25.5-25.67	1300-1427	8.025-8.5
4.17725-4.17775	37.5-38.25	1435-1626.5	9.0-9.2
4.20725-4.20775	73-74.6	1645.5-1646.5	9.3-9.5
6.215-6.218	74.8-75.2	1660-1710	10.6-12.7
6.26775-6.26825	108-121.94	1718.8-1722.2	13.25-13.4
6.31175-6.31225	123-138	2200-2300	14.47-14.5
8.291-8.294	149.9-150.05	2310-2390	15.35-16.2
8.362-8.366	156.52475-156.52525	2483.5-2500	17.7-21.4
8.37625-8.38675	156.7-156.9	2690-2900	22.01-23.12
8.41425-8.41475	162.0125-167.17	3260-3267	23.6-24.0
12.29-12.293	167.72-173.2	3332-3339	31.2-31.8
12.51975-12.52025	240-285	3345.8-3358	36.43-36.5
12.57675-12.57725	322-335.4	3600-4400	(²)
13.36-13.41			

Measurement Uncertainty

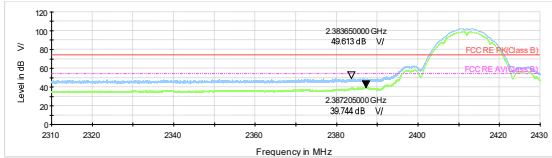
The assessed measurement uncertainty to ensure 95% confidence level for the normal distribution is with the coverage factor $k = 1.96$.

Frequency	Uncertainty
9kHz-30MHz	3.55 dB
30MHz-200MHz	4.17 dB
200MHz-1GHz	4.84 dB
1-18GHz	4.35 dB
18-26.5GHz	5.90 dB
26.5GHz~40GHz	5.92 dB

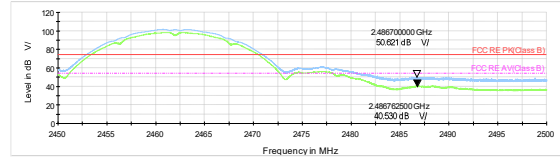
Test Results:

The following graphs display the maximum values of horizontal and vertical by software.
Blue trace uses the peak detection, Green trace uses the average detection.

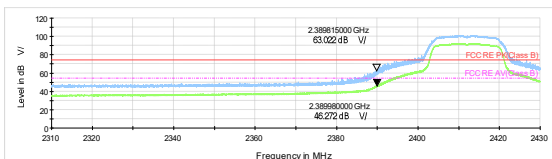
A symbol ($\text{dB } \mu\text{V/m}$) in the test plot below means ($\text{dB}\mu\text{V/m}$)



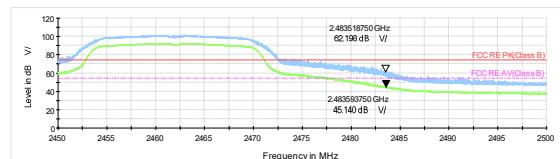
802.11b-Channel 1 Peak+ Average



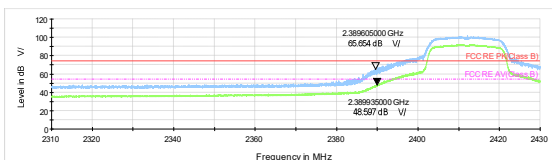
802.11b-Channel 11 Peak+ Average



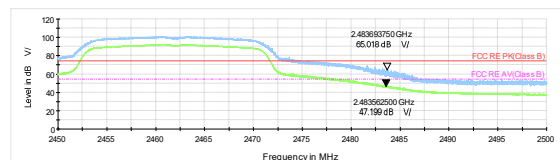
802.11g-Channel 1 Peak+ Average



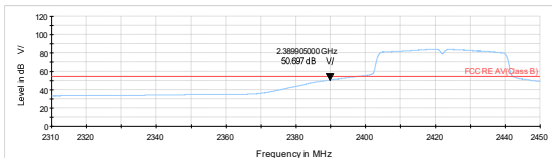
802.11g-Channel 11 Peak+ Average



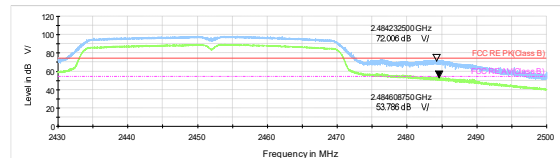
802.11n HT20-Channel 1 Peak+ Average



802.11n HT20-Channel 11 Peak+ Average

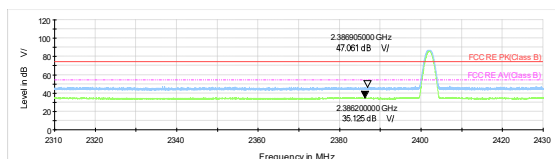


802.11n HT40-Channel 3 Peak+ Average

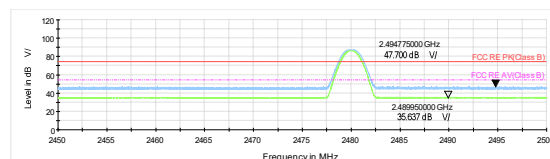


802.11n HT40-Channel 9 Peak+ Average

After the pretest, Bluetooth LE (1M) was selected as the worst Mode for Bluetooth LE.



Bluetooth LE (1M) Channel 0 Peak+ Average



Bluetooth LE (1M) Channel 39 Peak+Average

Result of RE

Test result

Sweep the whole frequency band through the range from 9kHz to the 10th harmonic of the carrier, the Emissions in the frequency band 9kHz-30MHz are more than 20dB below the limit are not reported.

The following graphs display the maximum values of horizontal and vertical by software.
For above 1GHz, Blue trace uses the peak detection, Green trace uses the average detection.





Continuous TX mode:





Remark:

1. **Correction Factor = Antenna factor + Insertion loss (cable loss + amplifier gain)**
2. **Margin = Limit – Quasi-Peak/ MAX Peak/ Average**
3. A symbol ($\text{dB}\mu\text{V/m}$) in the test plot below means (dB $\mu\text{V/m}$)
A symbol ($\text{dB}\mu\text{V}$) in the test plot below means (dB $\mu\text{V/m}$)
4. **For below 1GHz**

 QP Level @Spectrum Overview H
  QP Level @Spectrum Overview V
  QP Level @Final Results
  QP Limit

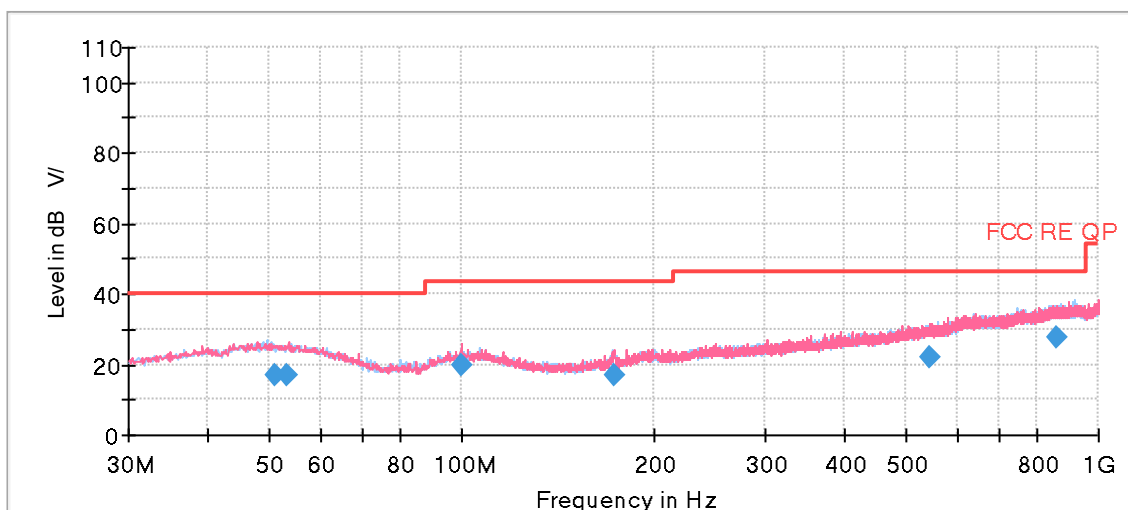
For above 1GHz

 PK Level @Spectrum Overview H
  PK Level @Spectrum Overview V
  PK Level @Final Results
  PK Limit

 AVG Level @Spectrum Overview H
  AVG Level @Spectrum Overview V
  AVG Level @Final Results
  AVG Limit

Wi-Fi 2.4GHz

During the test, the Radiates Emission from 30MHz to 1GHz was performed in all modes with all channels. The test data of the worst-case condition was recorded in this report.



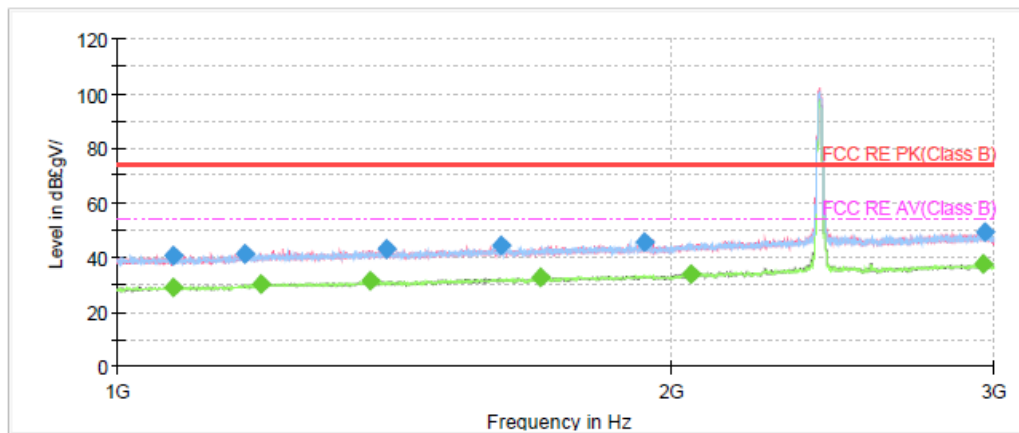
Radiates Emission from 30MHz to 1GHz

Frequency (MHz)	Quasi-Peak (dB μ V/m)	Limit (dB μ V/m)	Margin (dB)	Height (cm)	Polarization	Azimuth (deg)	Correct Factor (dB)
51.138750	17.13	40.00	22.87	184.0	V	335.0	21.1
53.407500	16.87	40.00	23.13	184.0	H	29.0	20.9
100.162500	20.01	43.50	23.49	184.0	V	250.0	19.1
173.917500	16.88	43.50	26.62	175.0	V	50.0	20.0
542.206250	22.13	46.00	23.87	125.0	V	334.0	26.1
857.980000	27.90	46.00	18.10	122.0	V	63.0	30.7

Remark: 1. Correction Factor = Antenna factor + Insertion loss (cable loss + amplifier gain)

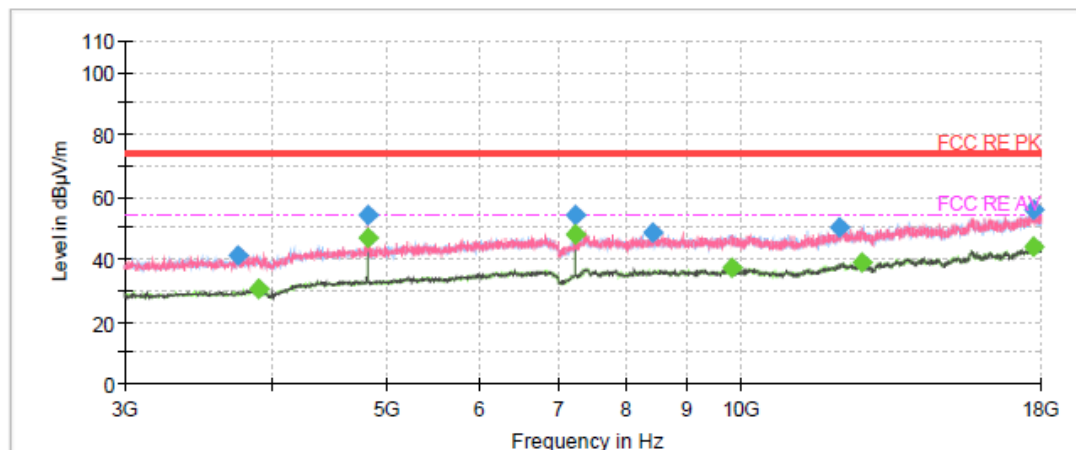
2. Margin = Limit – Quasi-Peak

802.11b CH1



Final Result

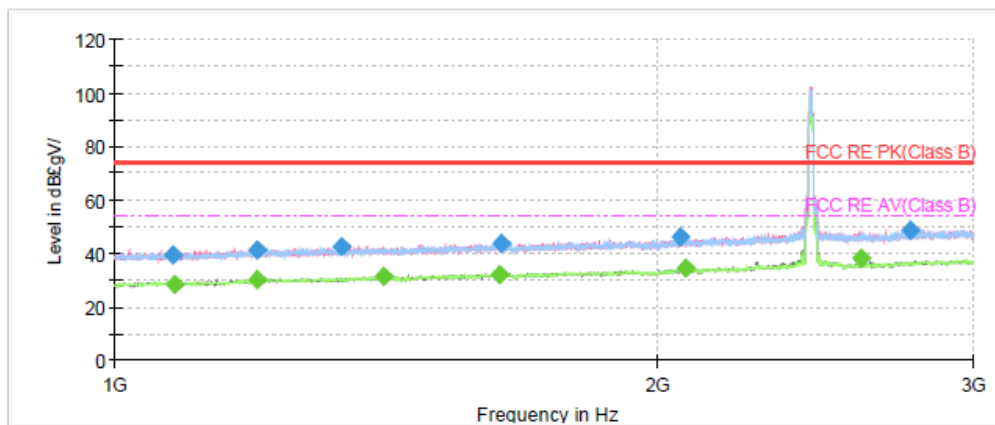
Frequency (MHz)	MaxPeak (dBµV/m)	Average (dBµV/m)	Limit (dBµV/m)	Margin (dB)	Meas. Time (ms)	Height (cm)	Pol	Azimuth (deg)	Corr. (dB/m)
1072.250000	40.50	---	74.00	33.50	500.0	200.0	V	239.0	-10.3
1072.750000	---	28.78	54.00	25.22	500.0	200.0	V	275.0	-10.3
1173.000000	41.17	---	74.00	32.83	500.0	200.0	V	168.0	-9.3
1197.250000	---	30.06	54.00	23.94	500.0	200.0	H	71.0	-8.9
1372.750000	---	31.13	54.00	22.87	500.0	200.0	H	16.0	-7.7
1399.750000	42.89	---	74.00	31.11	500.0	200.0	H	84.0	-7.6
1619.000000	44.12	---	74.00	29.88	500.0	200.0	H	216.0	-6.3
1700.000000	---	32.43	54.00	21.57	500.0	200.0	H	106.0	-6.0
1934.500000	45.30	---	74.00	28.70	500.0	200.0	V	275.0	-4.8
2054.500000	---	34.10	54.00	19.90	500.0	200.0	H	115.0	-4.2
2961.000000	---	37.72	54.00	16.28	500.0	200.0	V	292.0	-0.8
2968.000000	49.01	---	74.00	24.99	500.0	200.0	H	97.0	-0.8



Final Result

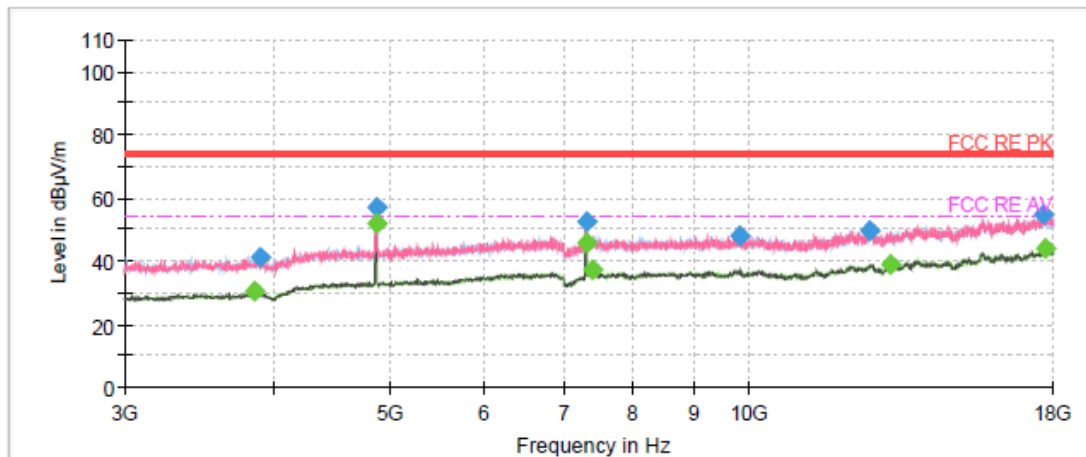
Frequency (MHz)	MaxPeak (dBμV/m)	Average (dBμV/m)	Limit (dBμV/m)	Margin (dB)	Meas. Time (ms)	Height (cm)	Pol	Azimuth (deg)	Corr. (dB)
3740.625000	41.29	---	74.00	32.71	500.0	200.0	V	45.0	-5.5
3896.250000	---	30.38	54.00	23.62	500.0	100.0	H	45.0	-4.9
4822.500000	54.15	---	74.00	19.85	500.0	200.0	H	37.0	-1.6
4822.500000	---	46.64	54.00	7.36	500.0	100.0	H	37.0	-1.6
7233.750000	54.15	---	74.00	19.85	500.0	200.0	V	32.0	1.4
7235.625000	---	47.97	54.00	6.03	500.0	200.0	V	32.0	1.4
8407.500000	48.31	---	74.00	25.69	500.0	100.0	H	6.0	3.0
9817.500000	---	37.26	54.00	16.74	500.0	200.0	V	0.0	3.2
12138.750000	50.11	---	74.00	23.89	500.0	200.0	V	0.0	4.4
12671.250000	---	39.11	54.00	14.89	500.0	100.0	H	26.0	5.1
17758.125000	55.59	---	74.00	18.41	500.0	200.0	V	0.0	9.9
17758.125000	---	44.14	54.00	9.86	500.0	100.0	V	0.0	9.9

802.11b CH6



Final Result

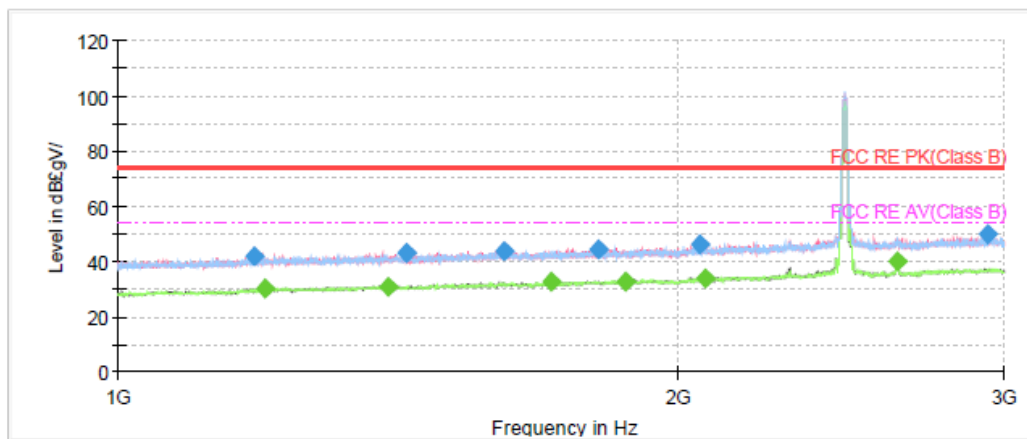
Frequency (MHz)	MaxPeak (dBµV/m)	Average (dBµV/m)	Limit (dBµV/m)	Margin (dB)	Meas. Time (ms)	Height (cm)	Pol	Azimuth (deg)	Corr. (dB/m)
1077.500000	39.69	---	74.00	34.31	500.0	200.0	V	242.0	-10.3
1079.000000	---	28.15	54.00	25.85	500.0	200.0	V	295.0	-10.3
1199.250000	41.23	---	74.00	32.77	500.0	200.0	H	208.0	-8.8
1200.250000	---	30.14	54.00	23.86	500.0	200.0	H	0.0	-8.8
1335.000000	42.44	---	74.00	31.56	500.0	200.0	V	303.0	-8.0
1411.000000	---	31.24	54.00	22.76	500.0	200.0	V	323.0	-7.5
1634.250000	---	32.20	54.00	21.80	500.0	200.0	V	220.0	-6.2
1638.250000	43.75	---	74.00	30.25	500.0	200.0	H	37.0	-6.2
2060.250000	46.19	---	74.00	27.81	500.0	200.0	H	96.0	-4.1
2075.500000	---	34.17	54.00	19.83	500.0	200.0	H	182.0	-4.0
2600.500000	---	38.43	54.00	15.57	500.0	200.0	V	331.0	-2.0
2765.750000	48.81	---	74.00	25.19	500.0	200.0	V	229.0	-1.5



Final Result

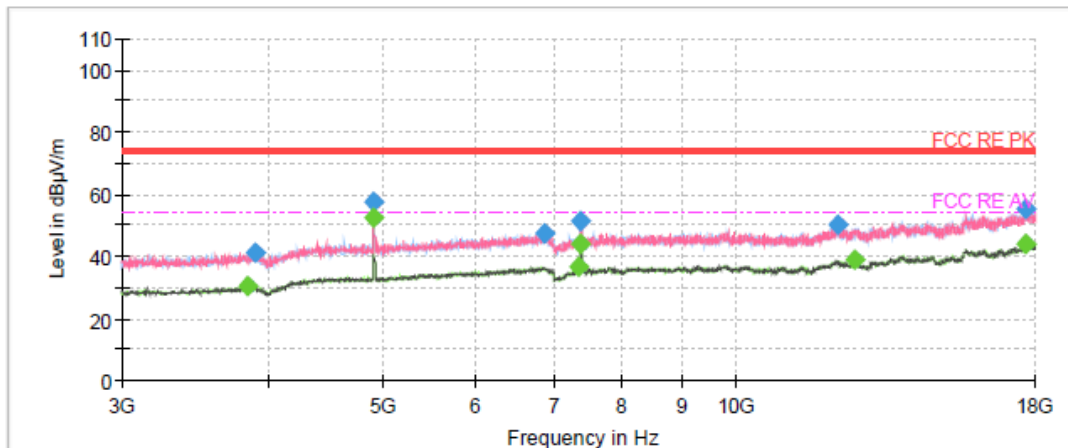
Frequency (MHz)	MaxPeak (dBμV/m)	Average (dBμV/m)	Limit (dBμV/m)	Margin (dB)	Meas. Time (ms)	Height (cm)	Pol	Azimuth (deg)	Corr. (dB)
3856.875000	---	30.19	54.00	23.81	500.0	200.0	H	4.0	-4.9
3896.250000	41.00	---	74.00	33.00	500.0	100.0	V	32.0	-4.9
4873.125000	56.74	---	74.00	17.26	500.0	100.0	H	45.0	-1.6
4873.125000	---	52.17	54.00	1.83	500.0	200.0	V	45.0	-1.6
7312.500000	---	45.94	54.00	8.06	500.0	200.0	H	0.0	1.6
7312.500000	52.71	---	74.00	21.29	500.0	100.0	H	0.0	1.6
7393.125000	---	37.28	54.00	16.72	500.0	200.0	V	0.0	2.0
9815.625000	48.16	---	74.00	25.84	500.0	200.0	H	45.0	3.2
12654.375000	49.76	---	74.00	24.24	500.0	100.0	V	1.0	5.1
13134.375000	---	39.04	54.00	14.96	500.0	100.0	V	1.0	4.9
17683.125000	54.60	---	74.00	19.40	500.0	200.0	V	9.0	9.8
17724.375000	---	43.84	54.00	10.16	500.0	200.0	V	45.0	9.9

802.11b CH11



Final Result

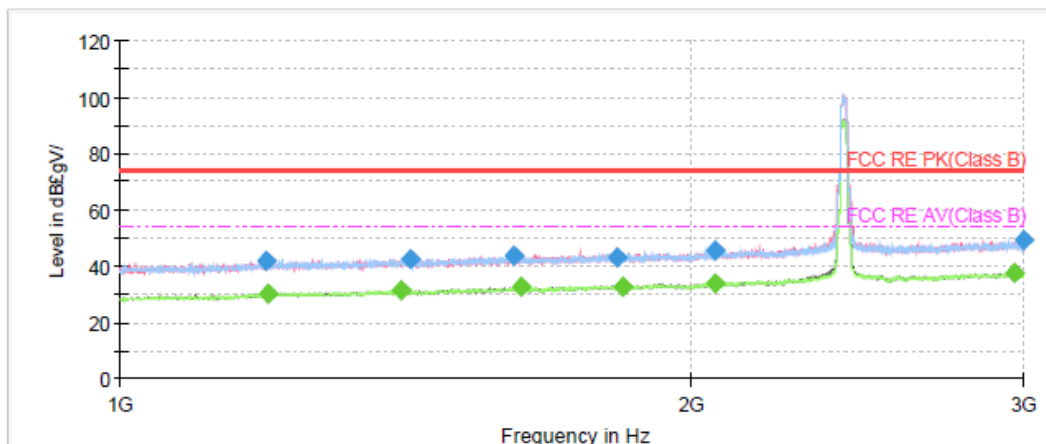
Frequency (MHz)	MaxPeak (dBµgV/m)	Average (dBµgV/m)	Limit (dBµgV/m)	Margin (dB)	Meas. Time (ms)	Height (cm)	Pol	Azimuth (deg)	Corr. (dB/m)
1184.250000	42.04	---	74.00	31.96	500.0	200.0	H	134.0	-9.1
1198.250000	---	30.44	54.00	23.56	500.0	200.0	H	199.0	-8.8
1397.000000	---	31.05	54.00	22.95	500.0	200.0	V	0.0	-7.6
1428.000000	42.84	---	74.00	31.16	500.0	200.0	V	243.0	-7.4
1613.000000	43.94	---	74.00	30.06	500.0	200.0	H	199.0	-6.3
1710.000000	---	32.47	54.00	21.53	500.0	200.0	H	2.0	-5.9
1812.250000	44.34	---	74.00	29.66	500.0	200.0	V	273.0	-5.4
1877.000000	---	32.77	54.00	21.23	500.0	200.0	V	350.0	-5.1
2055.750000	45.87	---	74.00	28.13	500.0	200.0	V	273.0	-4.2
2069.000000	---	34.02	54.00	19.98	500.0	200.0	V	204.0	-4.0
2627.250000	---	39.77	54.00	14.23	500.0	200.0	V	81.0	-2.0
2937.250000	49.69	---	74.00	24.31	500.0	200.0	V	135.0	-1.0



Final Result

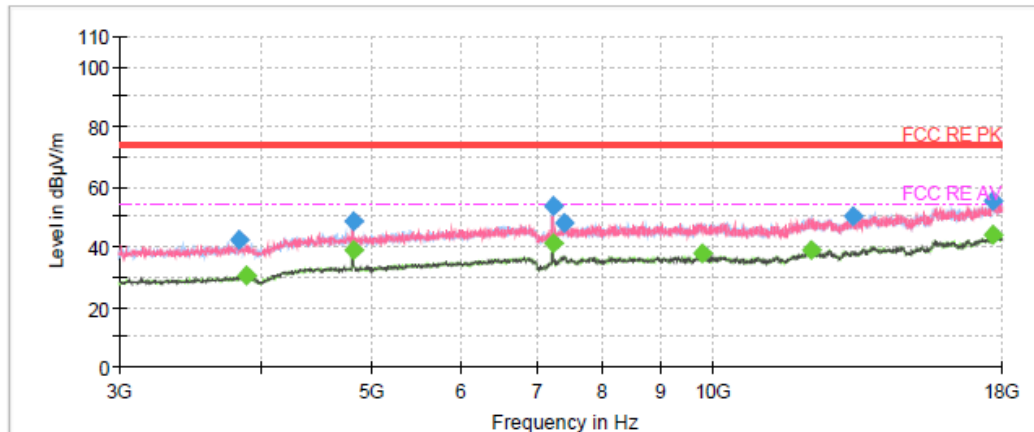
Frequency (MHz)	MaxPeak (dBμV/m)	Average (dBμV/m)	Limit (dBμV/m)	Margin (dB)	Meas. Time (ms)	Height (cm)	Pol	Azimuth (deg)	Corr. (dB)
3836.250000	---	30.64	54.00	23.36	500.0	100.0	H	45.0	-5.0
3890.625000	41.36	---	74.00	32.64	500.0	200.0	H	34.0	-4.9
4923.750000	57.62	---	74.00	16.38	500.0	200.0	V	45.0	-1.5
4923.750000	---	52.19	54.00	1.81	500.0	100.0	H	45.0	-1.5
6885.000000	47.51	---	74.00	26.49	500.0	200.0	V	0.0	1.0
7348.125000	---	36.49	54.00	17.51	500.0	200.0	H	13.0	1.8
7385.625000	---	44.05	54.00	9.95	500.0	100.0	V	0.0	2.0
7387.500000	51.56	---	74.00	22.44	500.0	200.0	V	0.0	2.0
12213.750000	50.06	---	74.00	23.94	500.0	200.0	V	0.0	4.6
12652.500000	---	38.87	54.00	15.13	500.0	100.0	V	11.0	5.1
17645.625000	55.49	---	74.00	18.51	500.0	200.0	H	34.0	9.8
17694.375000	---	43.92	54.00	10.08	500.0	100.0	H	45.0	9.8

802.11g CH1



Final Result

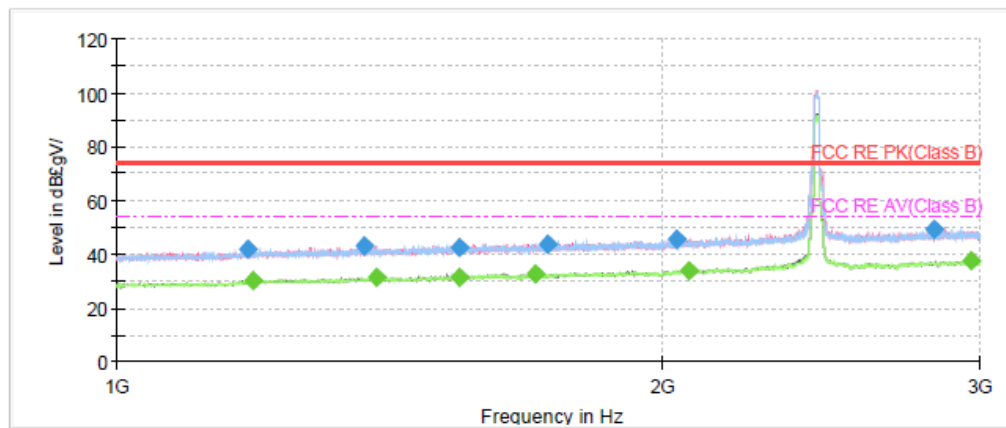
Frequency (MHz)	MaxPeak (dBµV/m)	Average (dBµV/m)	Limit (dBµV/m)	Margin (dB)	Meas. Time (ms)	Height (cm)	Pol	Azimuth (deg)	Corr. (dB/m)
1193.500000	41.62	---	74.00	32.38	500.0	200.0	V	280.0	-8.9
1196.500000	---	30.00	54.00	24.00	500.0	200.0	H	175.0	-8.9
1407.250000	---	31.31	54.00	22.69	500.0	200.0	H	124.0	-7.5
1424.500000	42.56	---	74.00	31.44	500.0	200.0	V	241.0	-7.4
1614.250000	43.93	---	74.00	30.07	500.0	200.0	H	200.0	-6.3
1627.750000	---	32.62	54.00	21.38	500.0	200.0	V	194.0	-6.2
1829.500000	43.35	---	74.00	30.65	500.0	200.0	V	292.0	-5.2
1843.250000	---	32.68	54.00	21.32	500.0	200.0	V	249.0	-5.2
2062.000000	45.74	---	74.00	28.26	500.0	200.0	V	357.0	-4.1
2062.750000	---	34.07	54.00	19.93	500.0	200.0	H	158.0	-4.1
2967.000000	---	37.42	54.00	16.58	500.0	200.0	H	192.0	-0.8
2998.250000	49.38	---	74.00	24.62	500.0	200.0	V	169.0	-0.6



Final Result

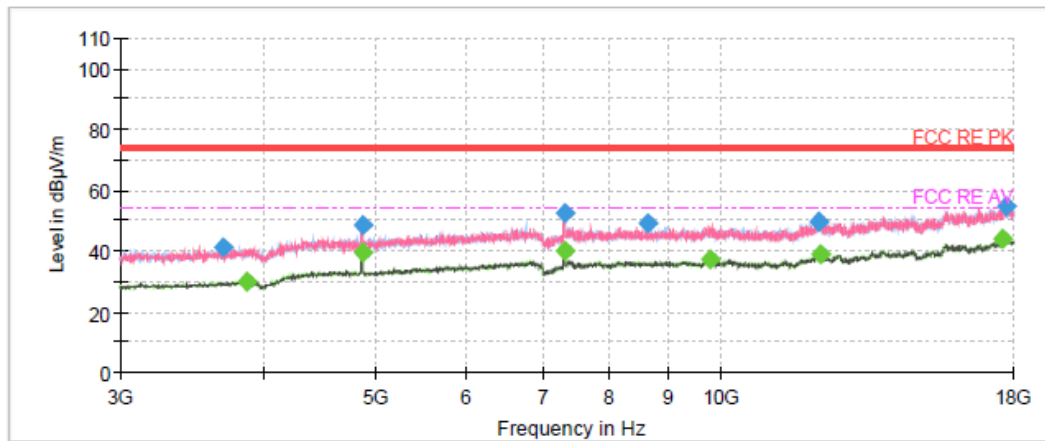
Frequency (MHz)	MaxPeak (dBμV/m)	Average (dBμV/m)	Limit (dBμV/m)	Margin (dB)	Meas. Time (ms)	Height (cm)	Pol	Azimuth (deg)	Corr. (dB)
3828.750000	42.09	---	74.00	31.91	500.0	200.0	H	24.0	-5.0
3877.500000	---	30.35	54.00	23.65	500.0	100.0	V	0.0	-4.8
4822.500000	48.29	---	74.00	25.71	500.0	200.0	H	4.0	-1.6
4822.500000	---	38.70	54.00	15.30	500.0	200.0	H	4.0	-1.6
7231.875000	53.62	---	74.00	20.38	500.0	100.0	V	0.0	1.4
7237.500000	---	40.92	54.00	13.08	500.0	200.0	V	2.0	1.4
7410.000000	48.06	---	74.00	25.94	500.0	100.0	H	45.0	2.0
9810.000000	---	37.68	54.00	16.32	500.0	200.0	V	0.0	3.2
12221.250000	---	38.98	54.00	15.02	500.0	200.0	V	22.0	4.6
13301.250000	50.00	---	74.00	24.00	500.0	100.0	H	24.0	5.3
17662.500000	55.22	---	74.00	18.78	500.0	200.0	V	11.0	9.8
17685.000000	---	43.88	54.00	10.12	500.0	100.0	V	45.0	9.8

802.11g CH6



Final Result

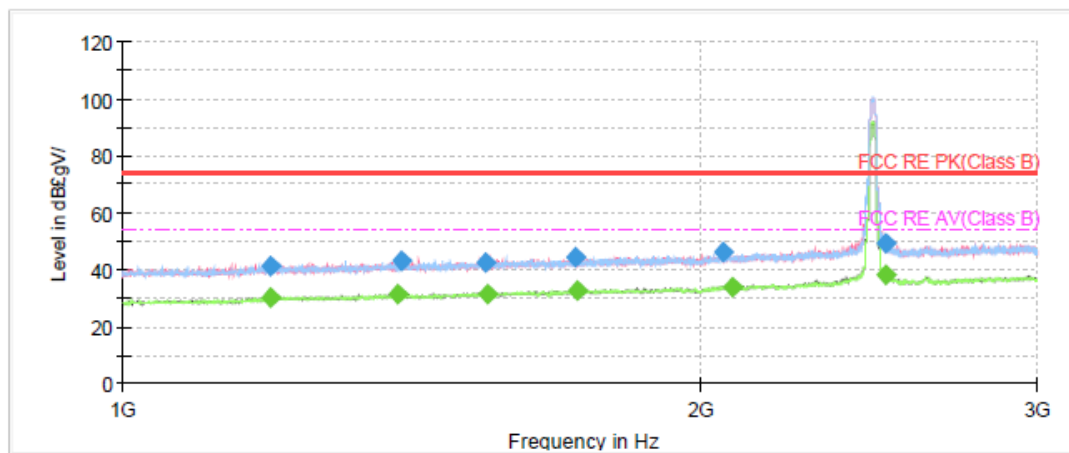
Frequency (MHz)	MaxPeak (dBµV/m)	Average (dBµV/m)	Limit (dBµV/m)	Margin (dB)	Meas. Time (ms)	Height (cm)	Pol	Azimuth (deg)	Corr. (dB/m)
1180.250000	42.12	---	74.00	31.88	500.0	200.0	H	147.0	-9.2
1188.750000	---	30.08	54.00	23.92	500.0	200.0	H	80.0	-9.0
1371.000000	43.02	---	74.00	30.98	500.0	200.0	H	296.0	-7.7
1392.750000	---	31.20	54.00	22.80	500.0	200.0	H	335.0	-7.6
1546.250000	---	31.21	54.00	22.79	500.0	200.0	V	294.0	-6.7
1547.000000	42.30	---	74.00	31.70	500.0	200.0	V	271.0	-6.7
1702.000000	---	32.34	54.00	21.66	500.0	200.0	H	313.0	-6.0
1731.250000	43.94	---	74.00	30.06	500.0	200.0	V	137.0	-5.8
2039.250000	45.58	---	74.00	28.42	500.0	200.0	H	89.0	-4.3
2072.500000	---	34.00	54.00	20.00	500.0	200.0	H	89.0	-4.0
2831.500000	49.03	---	74.00	24.97	500.0	200.0	V	81.0	-1.1
2966.250000	---	37.49	54.00	16.51	500.0	200.0	H	0.0	-0.8



Final Result

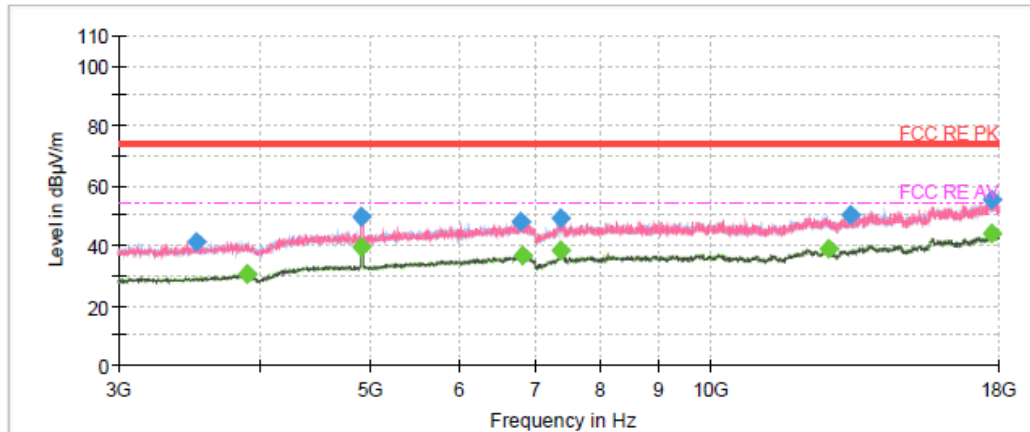
Frequency (MHz)	MaxPeak (dBμV/m)	Average (dBμV/m)	Limit (dBμV/m)	Margin (dB)	Meas. Time (ms)	Height (cm)	Pol	Azimuth (deg)	Corr. (dB)
3690.000000	40.99	---	74.00	33.01	500.0	200.0	V	0.0	-5.7
3864.375000	---	30.17	54.00	23.83	500.0	100.0	V	0.0	-4.8
4873.125000	48.74	---	74.00	25.26	500.0	100.0	V	45.0	-1.6
4873.125000	---	39.61	54.00	14.39	500.0	200.0	V	45.0	-1.6
7308.750000	52.20	---	74.00	21.80	500.0	200.0	V	0.0	1.6
7314.375000	---	40.00	54.00	14.00	500.0	100.0	H	0.0	1.7
8634.375000	48.94	---	74.00	25.06	500.0	200.0	V	0.0	3.1
9813.750000	---	37.44	54.00	16.56	500.0	200.0	H	43.0	3.2
12172.500000	49.86	---	74.00	24.14	500.0	100.0	H	13.0	4.5
12213.750000	---	38.91	54.00	15.09	500.0	200.0	V	0.0	4.6
17628.750000	---	43.84	54.00	10.16	500.0	200.0	V	0.0	9.8
17758.125000	54.54	---	74.00	19.46	500.0	100.0	V	45.0	9.9

802.11g CH11



Final Result

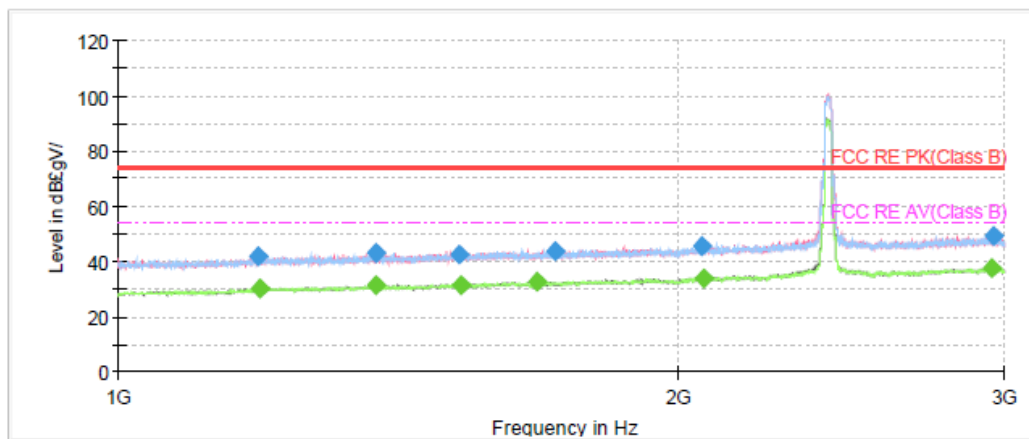
Frequency (MHz)	MaxPeak (dBµgV/m)	Average (dBµgV/m)	Limit (dBµgV/m)	Margin (dB)	Meas. Time (ms)	Height (cm)	Pol	Azimuth (deg)	Corr. (dB/m)
1193.250000	---	30.06	54.00	23.94	500.0	200.0	V	271.0	-8.9
1194.000000	41.52	---	74.00	32.48	500.0	200.0	V	171.0	-8.9
1392.500000	---	31.33	54.00	22.67	500.0	200.0	H	244.0	-7.6
1398.750000	42.91	---	74.00	31.09	500.0	200.0	H	6.0	-7.6
1547.250000	42.64	---	74.00	31.36	500.0	200.0	V	8.0	-6.7
1550.750000	---	31.57	54.00	22.43	500.0	200.0	V	327.0	-6.7
1721.000000	44.17	---	74.00	29.83	500.0	200.0	H	261.0	-5.9
1724.750000	---	32.37	54.00	21.63	500.0	200.0	V	171.0	-5.9
2055.250000	46.06	---	74.00	27.94	500.0	200.0	H	20.0	-4.2
2079.500000	---	33.99	54.00	20.01	500.0	200.0	V	202.0	-3.9
2499.250000	---	37.98	54.00	16.02	500.0	200.0	V	83.0	-2.1
2499.250000	49.28	---	74.00	24.72	500.0	200.0	V	83.0	-2.1



Final Result

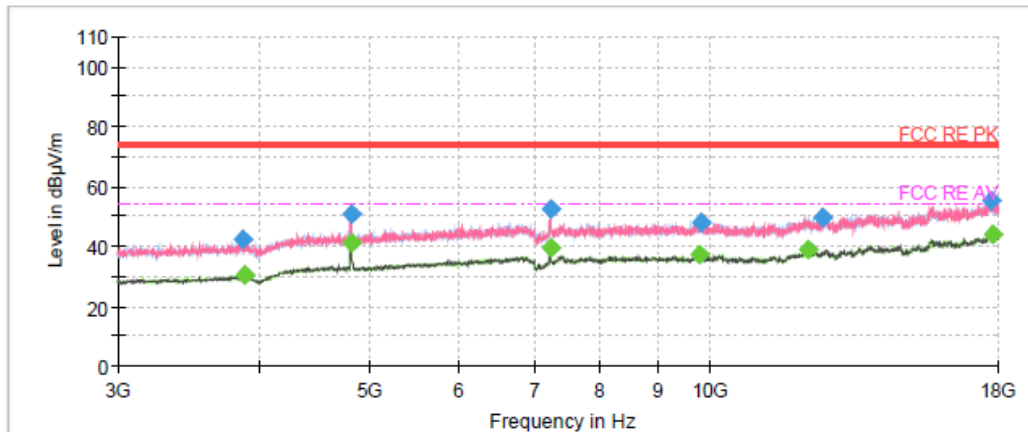
Frequency (MHz)	MaxPeak (dBµV/m)	Average (dBµV/m)	Limit (dBµV/m)	Margin (dB)	Meas. Time (ms)	Height (cm)	Pol	Azimuth (deg)	Corr. (dB)
3517.500000	41.21	---	74.00	32.79	500.0	200.0	H	42.0	-6.0
3898.125000	---	30.73	54.00	23.27	500.0	100.0	V	0.0	-4.9
4921.875000	49.40	---	74.00	24.60	500.0	100.0	V	45.0	-1.5
4921.875000	---	39.21	54.00	14.79	500.0	200.0	V	45.0	-1.5
6798.750000	47.94	---	74.00	26.06	500.0	200.0	H	23.0	1.1
6832.500000	---	36.69	54.00	17.31	500.0	100.0	H	45.0	1.1
7380.000000	49.01	---	74.00	24.99	500.0	100.0	V	0.0	2.0
7385.625000	---	38.62	54.00	15.38	500.0	200.0	V	0.0	2.0
12705.000000	---	38.96	54.00	15.04	500.0	200.0	V	0.0	5.1
13321.875000	50.30	---	74.00	23.70	500.0	100.0	V	21.0	5.3
17724.375000	55.42	---	74.00	18.58	500.0	200.0	H	34.0	9.9
17735.625000	---	43.90	54.00	10.10	500.0	200.0	V	0.0	9.9

802.11n (HT20) CH1



Final Result

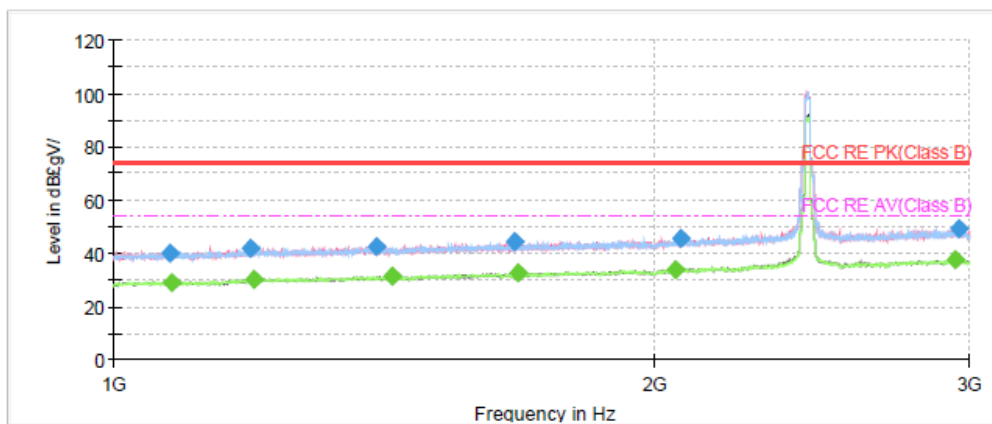
Frequency (MHz)	MaxPeak (dBµV/m)	Average (dBµV/m)	Limit (dBµV/m)	Margin (dB)	Meas. Time (ms)	Height (cm)	Pol	Azimuth (deg)	Corr. (dB/m)
1187.750000	41.88	---	74.00	32.12	500.0	200.0	H	112.0	-9.1
1191.750000	---	30.13	54.00	23.87	500.0	200.0	V	232.0	-9.0
1374.250000	---	31.32	54.00	22.68	500.0	200.0	H	43.0	-7.7
1374.250000	43.27	---	74.00	30.74	500.0	200.0	H	43.0	-7.7
1525.500000	42.60	---	74.00	31.40	500.0	200.0	V	319.0	-6.9
1529.000000	---	31.24	54.00	22.76	500.0	200.0	V	288.0	-6.8
1680.500000	---	32.33	54.00	21.67	500.0	200.0	H	222.0	-6.0
1719.250000	43.93	---	74.00	30.07	500.0	200.0	V	267.0	-5.9
2062.750000	45.64	---	74.00	28.36	500.0	200.0	V	271.0	-4.1
2064.000000	---	34.01	54.00	19.99	500.0	200.0	H	43.0	-4.1
2956.000000	---	37.43	54.00	16.57	500.0	200.0	V	215.0	-0.8
2958.250000	49.33	---	74.00	24.67	500.0	200.0	V	359.0	-0.8



Final Result

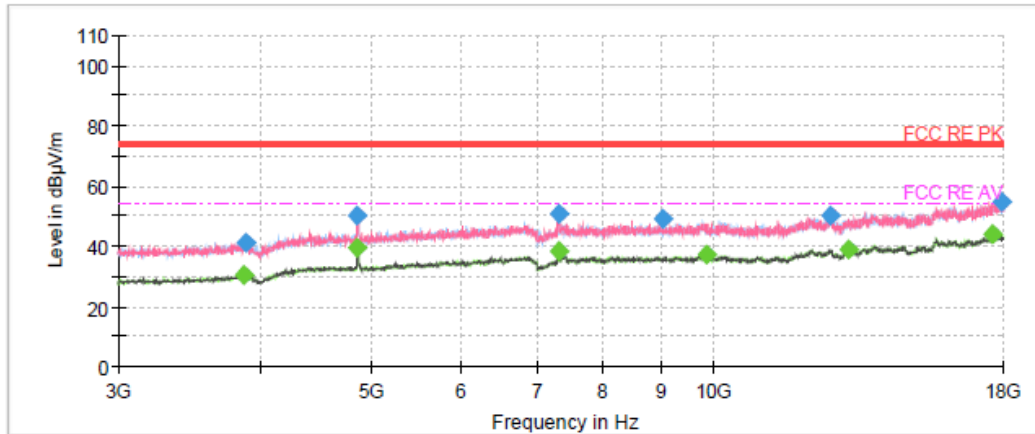
Frequency (MHz)	MaxPeak (dBμV/m)	Average (dBμV/m)	Limit (dBμV/m)	Margin (dB)	Meas. Time (ms)	Height (cm)	Pol	Azimuth (deg)	Corr. (dB)
3864.375000	42.12	---	74.00	31.88	500.0	200.0	V	45.0	-4.8
3883.125000	---	30.22	54.00	23.78	500.0	100.0	H	34.0	-4.8
4822.500000	50.88	---	74.00	23.12	500.0	100.0	V	42.0	-1.6
4824.375000	---	41.25	54.00	12.75	500.0	200.0	V	45.0	-1.6
7235.625000	---	39.31	54.00	14.69	500.0	200.0	H	0.0	1.4
7235.625000	52.54	---	74.00	21.46	500.0	200.0	V	2.0	1.4
9810.000000	---	37.45	54.00	16.55	500.0	100.0	H	0.0	3.2
9815.625000	47.79	---	74.00	26.21	500.0	200.0	V	22.0	3.2
12208.125000	---	39.01	54.00	14.99	500.0	200.0	V	0.0	4.6
12585.000000	49.88	---	74.00	24.12	500.0	100.0	V	42.0	4.7
17756.250000	55.46	---	74.00	18.54	500.0	200.0	H	45.0	9.9
17797.500000	---	43.86	54.00	10.14	500.0	100.0	V	11.0	10.0

802.11n (HT20) CH6



Final Result

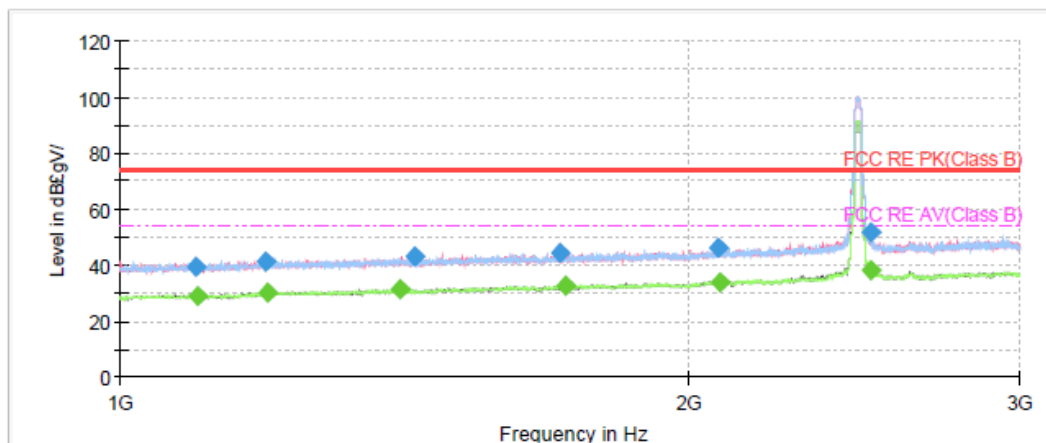
Frequency (MHz)	MaxPeak (dBµV/m)	Average (dBµV/m)	Limit (dBµV/m)	Margin (dB)	Meas. Time (ms)	Height (cm)	Pol	Azimuth (deg)	Corr. (dB/m)
1073.500000	39.98	---	74.00	34.02	500.0	200.0	V	203.0	-10.3
1076.000000	---	28.79	54.00	25.21	500.0	200.0	H	177.0	-10.3
1192.250000	41.70	---	74.00	32.30	500.0	200.0	H	113.0	-9.0
1197.500000	---	29.99	54.00	24.01	500.0	200.0	H	105.0	-8.9
1402.000000	42.62	---	74.00	31.38	500.0	200.0	H	160.0	-7.6
1429.000000	---	31.27	54.00	22.73	500.0	200.0	V	150.0	-7.4
1674.250000	44.30	---	74.00	29.70	500.0	200.0	H	139.0	-6.1
1681.000000	---	32.49	54.00	21.51	500.0	200.0	H	290.0	-6.0
2057.000000	---	34.01	54.00	19.99	500.0	200.0	H	105.0	-4.2
2072.250000	45.39	---	74.00	28.61	500.0	200.0	V	280.0	-4.0
2945.750000	---	37.40	54.00	16.60	500.0	200.0	V	0.0	-0.9
2959.250000	48.98	---	74.00	25.02	500.0	200.0	H	22.0	-0.8



Final Result

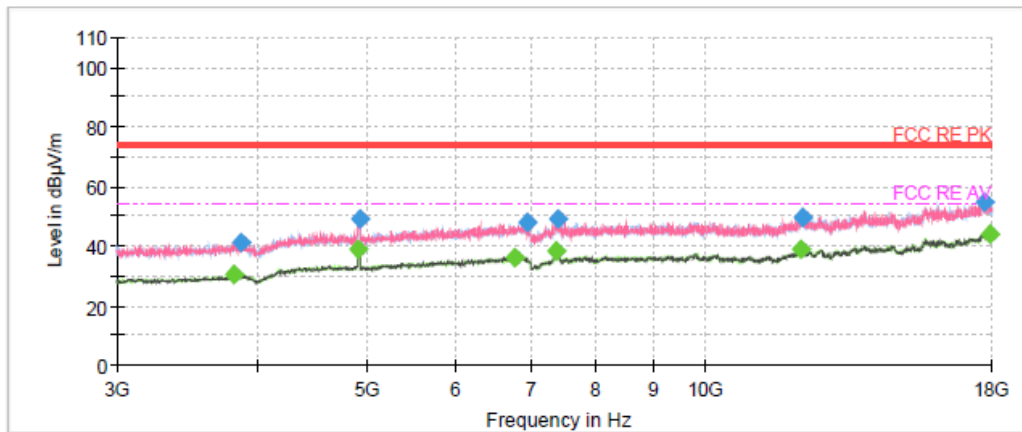
Frequency (MHz)	MaxPeak (dBμV/m)	Average (dBμV/m)	Limit (dBμV/m)	Margin (dB)	Meas. Time (ms)	Height (cm)	Pol	Azimuth (deg)	Corr. (dB)
3862.500000	---	30.59	54.00	23.41	500.0	200.0	V	22.0	-4.8
3885.000000	41.37	---	74.00	32.63	500.0	100.0	V	22.0	-4.8
4869.375000	---	39.75	54.00	14.25	500.0	100.0	V	42.0	-1.6
4871.250000	49.93	---	74.00	24.07	500.0	200.0	V	45.0	-1.6
7308.750000	51.01	---	74.00	22.99	500.0	200.0	H	0.0	1.6
7314.375000	---	38.20	54.00	15.80	500.0	200.0	V	0.0	1.7
9045.000000	48.80	---	74.00	25.20	500.0	100.0	V	0.0	3.1
9866.250000	---	37.15	54.00	16.85	500.0	200.0	H	45.0	3.0
12695.625000	50.20	---	74.00	23.80	500.0	200.0	V	0.0	5.1
13147.500000	---	39.19	54.00	14.81	500.0	100.0	H	45.0	4.9
17638.125000	---	43.94	54.00	10.06	500.0	200.0	V	2.0	9.8
17915.625000	54.88	---	74.00	19.12	500.0	100.0	H	45.0	10.3

802.11n (HT20) CH11



Final Result

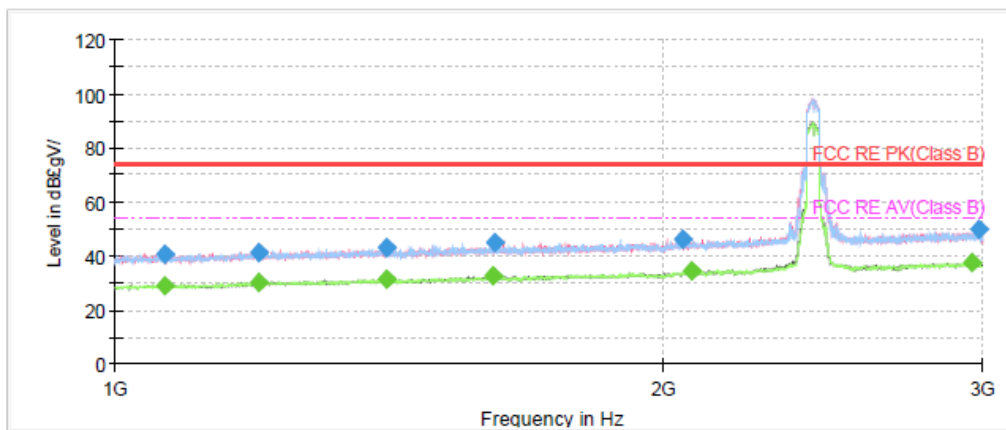
Frequency (MHz)	MaxPeak (dBµV/m)	Average (dBµV/m)	Limit (dBµV/m)	Margin (dB)	Meas. Time (ms)	Height (cm)	Pol	Azimuth (deg)	Corr. (dB/m)
1096.500000	39.51	---	74.00	34.49	500.0	200.0	V	337.0	-10.1
1098.750000	---	28.84	54.00	25.16	500.0	200.0	V	337.0	-10.1
1193.250000	41.19	---	74.00	32.81	500.0	200.0	H	228.0	-8.9
1198.000000	---	30.32	54.00	23.68	500.0	200.0	H	90.0	-8.8
1405.750000	---	31.33	54.00	22.67	500.0	200.0	V	342.0	-7.6
1432.500000	42.99	---	74.00	31.01	500.0	200.0	H	12.0	-7.4
1710.000000	44.30	---	74.00	29.70	500.0	200.0	H	149.0	-5.9
1722.750000	---	32.56	54.00	21.44	500.0	200.0	V	197.0	-5.9
2073.750000	46.00	---	74.00	28.00	500.0	200.0	V	254.0	-4.0
2077.750000	---	33.98	54.00	20.02	500.0	200.0	H	98.0	-3.9
2498.250000	51.81	---	74.00	22.19	500.0	200.0	V	96.0	-2.1
2499.750000	---	37.98	54.00	16.02	500.0	200.0	H	59.0	-2.1



Final Result

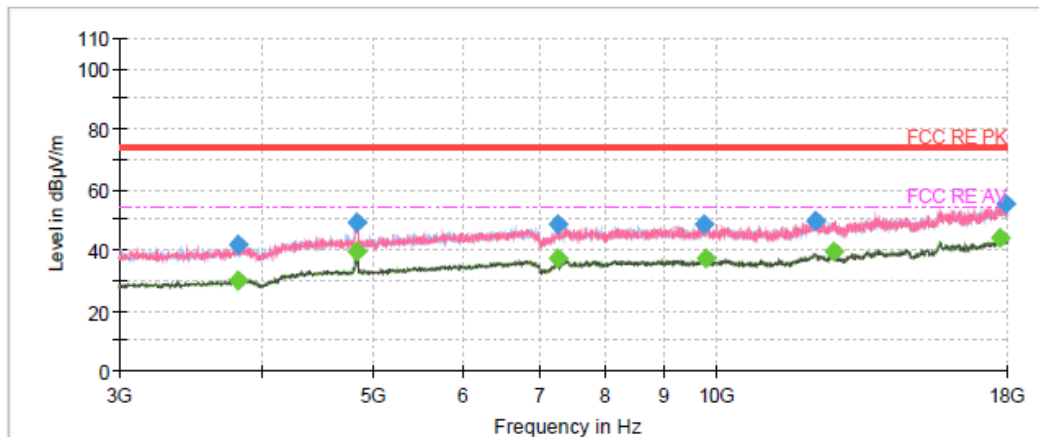
Frequency (MHz)	MaxPeak (dBμV/m)	Average (dBμV/m)	Limit (dBμV/m)	Margin (dB)	Meas. Time (ms)	Height (cm)	Pol	Azimuth (deg)	Corr. (dB)
3813.750000	---	30.38	54.00	23.62	500.0	200.0	H	43.0	-5.1
3873.750000	41.34	---	74.00	32.66	500.0	100.0	V	22.0	-4.8
4923.750000	---	38.82	54.00	15.18	500.0	100.0	V	45.0	-1.5
4929.375000	48.93	---	74.00	25.07	500.0	200.0	V	0.0	-1.5
6785.625000	---	36.22	54.00	17.78	500.0	200.0	H	34.0	1.1
6956.250000	47.97	---	74.00	26.03	500.0	100.0	V	11.0	-0.3
7387.500000	---	38.20	54.00	15.80	500.0	200.0	H	0.0	2.0
7391.250000	48.82	---	74.00	25.18	500.0	200.0	V	0.0	2.0
12191.250000	---	39.00	54.00	15.00	500.0	100.0	H	45.0	4.5
12211.875000	49.82	---	74.00	24.18	500.0	200.0	V	0.0	4.6
17765.625000	54.44	---	74.00	19.56	500.0	200.0	H	23.0	9.9
17913.750000	---	43.90	54.00	10.10	500.0	100.0	V	2.0	10.3

802.11n (HT40) CH3



Final Result

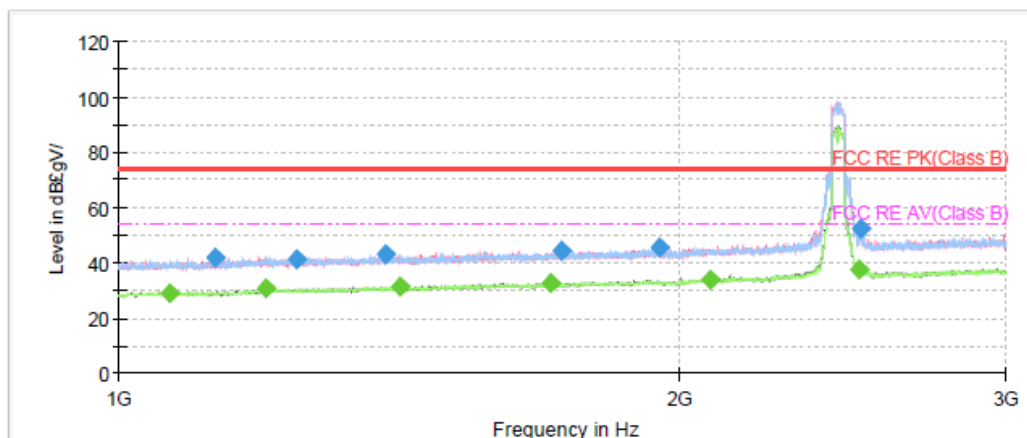
Frequency (MHz)	MaxPeak (dBµgV/m)	Average (dBµgV/m)	Limit (dBµgV/m)	Margin (dB)	Meas. Time (ms)	Height (cm)	Pol	Azimuth (deg)	Corr. (dB/m)
1064.250000	---	28.80	54.00	25.20	500.0	200.0	V	304.0	-10.3
1065.750000	40.44	---	74.00	33.56	500.0	200.0	V	285.0	-10.3
1199.750000	41.49	---	74.00	32.51	500.0	200.0	V	154.0	-8.8
1200.500000	---	30.08	54.00	23.92	500.0	200.0	H	225.0	-8.8
1410.000000	---	31.14	54.00	22.86	500.0	200.0	H	107.0	-7.5
1411.500000	43.27	---	74.00	30.73	500.0	200.0	V	145.0	-7.5
1613.000000	---	32.42	54.00	21.58	500.0	200.0	V	334.0	-6.3
1617.750000	44.63	---	74.00	29.37	500.0	200.0	V	351.0	-6.3
2053.750000	46.01	---	74.00	27.99	500.0	200.0	V	202.0	-4.2
2073.750000	---	34.33	54.00	19.67	500.0	200.0	H	283.0	-4.0
2959.250000	---	37.38	54.00	16.62	500.0	200.0	H	292.0	-0.8
2984.250000	49.84	---	74.00	24.16	500.0	200.0	V	149.0	-0.7



Final Result

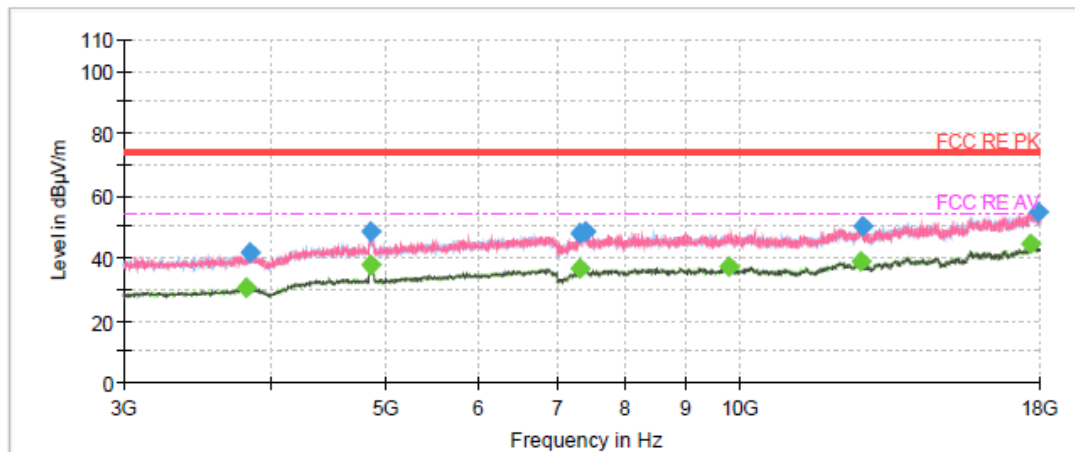
Frequency (MHz)	MaxPeak (dBµV/m)	Average (dBµV/m)	Limit (dBµV/m)	Margin (dB)	Meas. Time (ms)	Height (cm)	Pol	Azimuth (deg)	Corr. (dB)
3815.625000	---	30.17	54.00	23.83	500.0	200.0	H	45.0	-5.1
3817.500000	41.64	---	74.00	32.36	500.0	100.0	V	22.0	-5.1
4843.125000	49.20	---	74.00	24.80	500.0	100.0	H	45.0	-1.6
4845.000000	---	39.66	54.00	14.34	500.0	200.0	H	45.0	-1.6
7258.125000	48.55	---	74.00	25.45	500.0	200.0	H	0.0	1.4
7269.375000	---	37.50	54.00	16.50	500.0	100.0	H	0.0	1.5
9748.125000	48.65	---	74.00	25.35	500.0	200.0	V	11.0	3.2
9800.625000	---	37.21	54.00	16.79	500.0	200.0	V	45.0	3.2
12230.625000	49.81	---	74.00	24.19	500.0	100.0	V	11.0	4.6
12701.250000	---	39.21	54.00	14.79	500.0	200.0	V	22.0	5.1
17728.125000	---	43.94	54.00	10.06	500.0	200.0	V	11.0	9.9
17904.375000	55.20	---	74.00	18.80	500.0	100.0	H	45.0	10.3

802.11n (HT40) CH6



Final Result

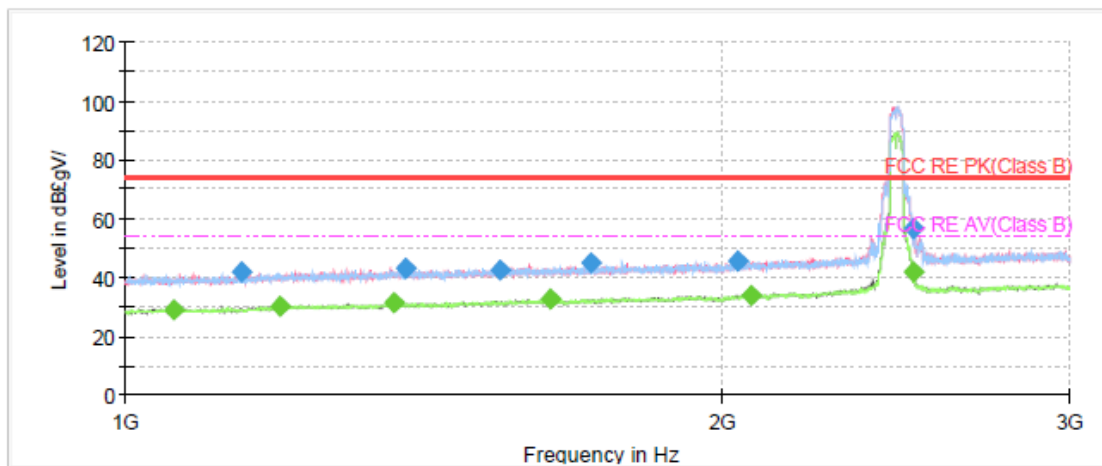
Frequency (MHz)	MaxPeak (dBµgV/m)	Average (dBµgV/m)	Limit (dBµgV/m)	Margin (dB)	Meas. Time (ms)	Height (cm)	Pol	Azimuth (deg)	Corr. (dB/m)
1064.000000	---	28.87	54.00	25.13	500.0	200.0	V	359.0	-10.3
1125.750000	41.91	---	74.00	32.09	500.0	200.0	H	250.0	-9.9
1199.000000	---	30.47	54.00	23.53	500.0	200.0	V	260.0	-8.8
1245.750000	41.10	---	74.00	32.90	500.0	200.0	V	289.0	-8.6
1390.500000	43.23	---	74.00	30.77	500.0	200.0	H	0.0	-7.6
1415.250000	---	31.17	54.00	22.83	500.0	200.0	V	260.0	-7.5
1707.500000	---	32.53	54.00	21.47	500.0	200.0	H	14.0	-5.9
1730.250000	44.04	---	74.00	29.96	500.0	200.0	V	281.0	-5.8
1955.000000	45.25	---	74.00	28.75	500.0	200.0	H	83.0	-4.7
2078.750000	---	33.96	54.00	20.04	500.0	200.0	V	121.0	-3.9
2498.500000	---	37.40	54.00	16.60	500.0	200.0	V	86.0	-2.1
2508.250000	52.05	---	74.00	21.95	500.0	200.0	H	57.0	-2.1



Final Result

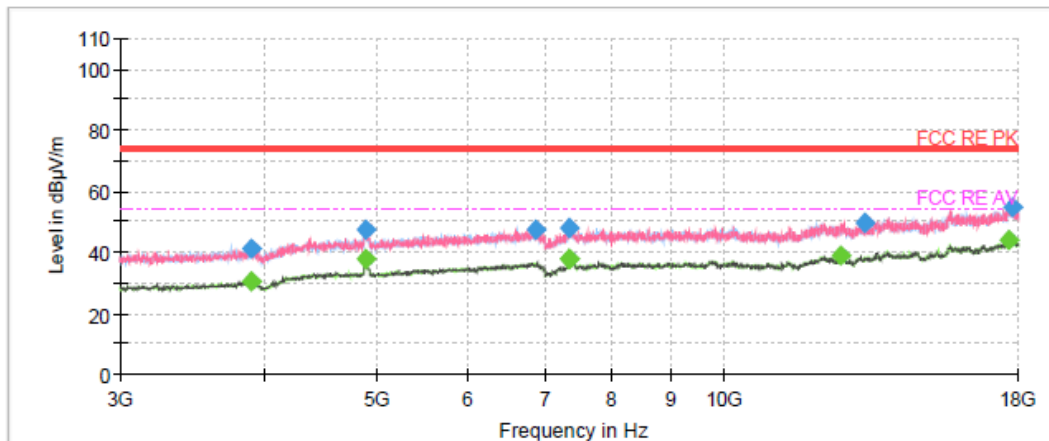
Frequency (MHz)	MaxPeak (dBμV/m)	Average (dBμV/m)	Limit (dBμV/m)	Margin (dB)	Meas. Time (ms)	Height (cm)	Pol	Azimuth (deg)	Corr. (dB)
3819.375000	---	30.39	54.00	23.61	500.0	100.0	H	13.0	-5.1
3841.875000	41.73	---	74.00	32.27	500.0	200.0	V	22.0	-4.9
4869.375000	48.46	---	74.00	25.54	500.0	200.0	H	43.0	-1.6
4869.375000	---	37.67	54.00	16.33	500.0	100.0	H	43.0	-1.6
7320.000000	48.06	---	74.00	25.94	500.0	200.0	H	0.0	1.7
7321.875000	---	36.91	54.00	17.09	500.0	200.0	V	0.0	1.7
7410.000000	48.52	---	74.00	25.48	500.0	100.0	H	45.0	2.0
9793.125000	---	37.39	54.00	16.61	500.0	200.0	V	12.0	3.2
12660.000000	---	39.05	54.00	14.95	500.0	200.0	H	45.0	5.1
12714.375000	50.33	---	74.00	23.67	500.0	200.0	V	0.0	5.1
17688.750000	---	44.30	54.00	9.70	500.0	100.0	V	12.0	9.8
17936.250000	54.95	---	74.00	19.05	500.0	100.0	V	12.0	10.3

802.11n (HT40) CH9



Final Result

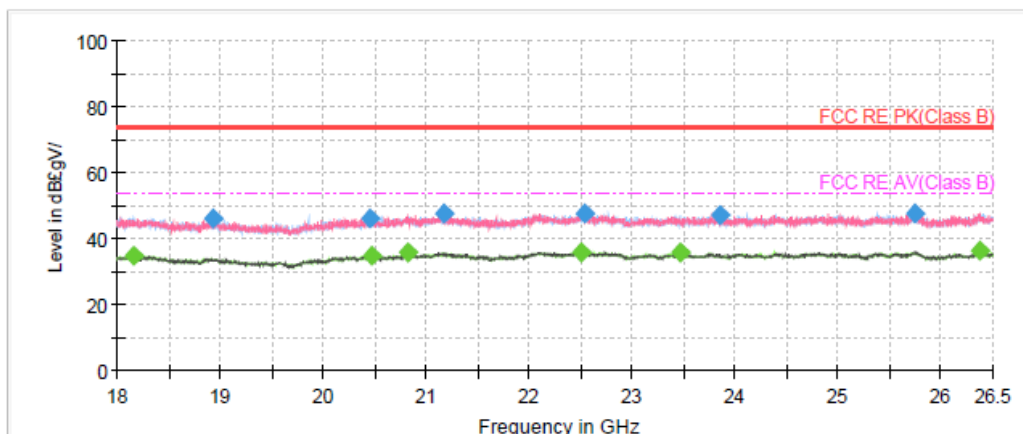
Frequency (MHz)	MaxPeak (dBµV/m)	Average (dBµV/m)	Limit (dBµV/m)	Margin (dB)	Meas. Time (ms)	Height (cm)	Pol	Azimuth (deg)	Corr. (dB/m)
1058.500000	---	28.85	54.00	25.15	500.0	200.0	V	327.0	-10.4
1145.250000	41.84	---	74.00	32.16	500.0	200.0	V	357.0	-9.8
1196.250000	---	30.00	54.00	24.00	500.0	200.0	H	0.0	-8.9
1366.000000	---	31.16	54.00	22.84	500.0	200.0	V	5.0	-7.7
1384.250000	43.19	---	74.00	30.81	500.0	200.0	V	327.0	-7.7
1544.750000	42.43	---	74.00	31.57	500.0	200.0	V	123.0	-6.7
1637.500000	---	32.36	54.00	21.64	500.0	200.0	V	197.0	-6.2
1718.250000	44.74	---	74.00	29.26	500.0	200.0	V	239.0	-5.9
2039.500000	45.35	---	74.00	28.65	500.0	200.0	V	227.0	-4.3
2073.000000	---	34.08	54.00	19.92	500.0	200.0	V	248.0	-4.0
2499.000000	---	42.09	54.00	11.91	500.0	200.0	H	65.0	-2.1
2501.500000	56.90	---	74.00	17.10	500.0	200.0	H	339.0	-2.1



Final Result

Frequency (MHz)	MaxPeak (dBμV/m)	Average (dBμV/m)	Limit (dBμV/m)	Margin (dB)	Meas. Time (ms)	Height (cm)	Pol	Azimuth (deg)	Corr. (dB)
3892.500000	---	30.37	54.00	23.63	500.0	100.0	V	2.0	-4.9
3898.125000	41.42	---	74.00	32.58	500.0	100.0	H	35.0	-4.9
4893.750000	---	37.83	54.00	16.17	500.0	200.0	V	45.0	-1.6
4906.875000	47.62	---	74.00	26.38	500.0	200.0	V	45.0	-1.6
6870.000000	47.59	---	74.00	26.41	500.0	200.0	H	45.0	1.0
7348.125000	---	37.94	54.00	16.06	500.0	100.0	V	0.0	1.8
7350.000000	48.21	---	74.00	25.79	500.0	200.0	V	0.0	1.8
7350.000000	---	37.92	54.00	16.08	500.0	200.0	V	0.0	1.8
12618.750000	---	38.80	54.00	15.20	500.0	100.0	V	2.0	4.9
13271.250000	49.81	---	74.00	24.19	500.0	200.0	V	2.0	5.3
17653.125000	---	44.03	54.00	9.97	500.0	200.0	H	13.0	9.8
17793.750000	54.68	---	74.00	19.32	500.0	100.0	V	11.0	10.0

During the test, the Radiates Emission from 18GHz to 26.5GHz was performed in all modes with all channels,. The test data of the worst-case condition was recorded in this report.

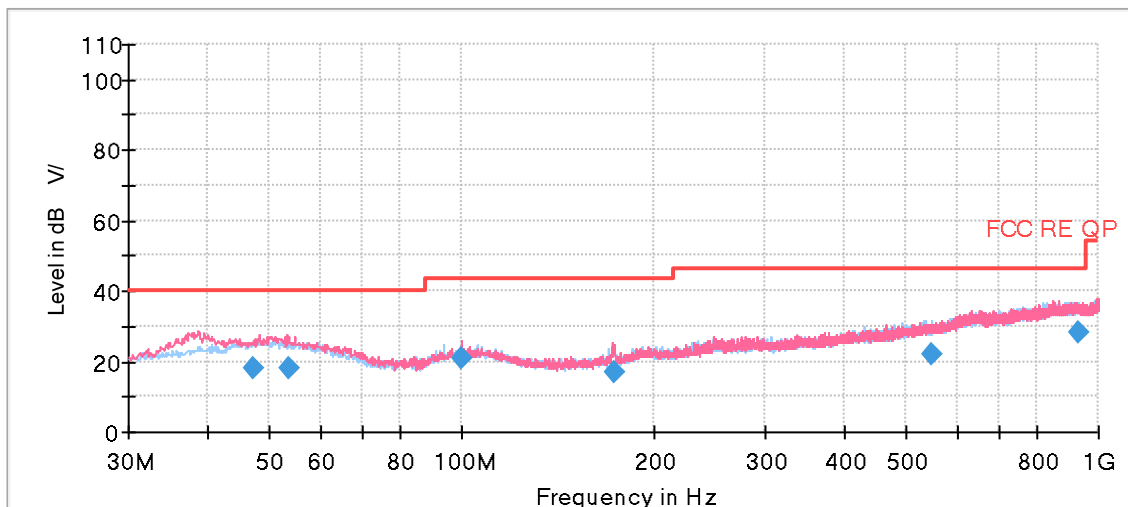


Final Result

Frequency (MHz)	MaxPeak (dBµV/m)	Average (dBµV/m)	Limit (dBµV/m)	Margin (dB)	Meas. Time (ms)	Height (cm)	Pol	Azimuth (deg)	Corr. (dB/m)
18155.125000	---	35.02	54.00	18.98	500.0	200.0	H	171.0	-5.8
18924.375000	46.32	---	74.00	27.68	500.0	200.0	V	290.0	-6.8
20458.625000	46.16	---	74.00	27.84	500.0	200.0	V	240.0	-4.9
20475.625000	---	34.84	54.00	19.16	500.0	200.0	H	120.0	-4.8
20820.937500	---	35.76	54.00	18.24	500.0	200.0	V	342.0	-4.7
21166.250000	47.78	---	74.00	26.22	500.0	100.0	V	124.0	-4.2
22509.250000	---	36.13	54.00	17.87	500.0	100.0	V	56.0	-3.4
22535.812500	47.57	---	74.00	26.43	500.0	200.0	H	190.0	-3.4
23468.687500	---	35.77	54.00	18.23	500.0	200.0	H	93.0	-3.4
23851.187500	47.26	---	74.00	26.74	500.0	100.0	H	353.0	-3.3
25746.687500	47.74	---	74.00	26.26	500.0	100.0	V	61.0	-2.4
26384.187500	---	36.22	54.00	17.78	500.0	200.0	H	199.0	-2.2

Bluetooth LE

During the test, the Radiates Emission from 30MHz to 1GHz was performed in all modes with all channels. The test data of the worst-case condition was recorded in this report.



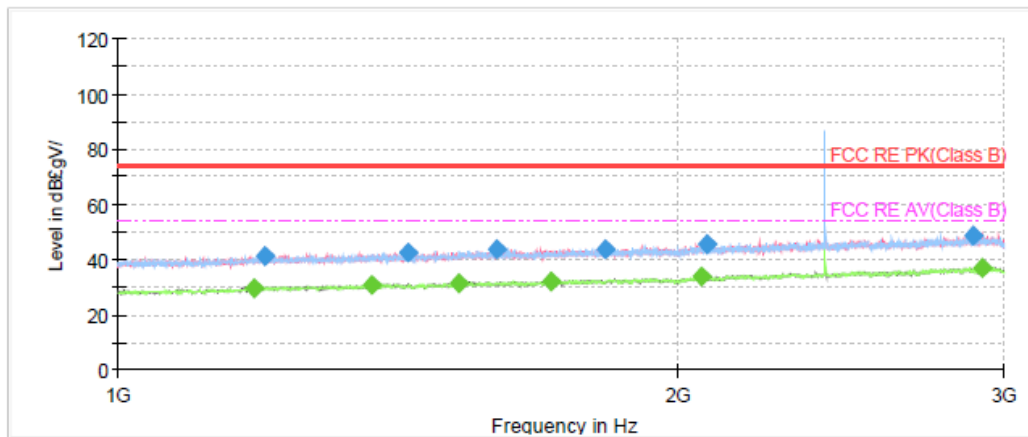
Radiates Emission from 30MHz to 1GHz

Frequency (MHz)	Quasi-Peak (dB μ V/m)	Limit (dB μ V/m)	Margin (dB)	Height (cm)	Polarization	Azimuth (deg)	Correct Factor (dB)
47.126250	17.95	40.00	22.05	184.0	V	327.0	21.1
53.775000	18.16	40.00	21.84	100.0	V	27.0	20.9
100.162500	20.77	43.50	22.73	184.0	V	8.0	19.1
174.000000	16.91	43.50	26.59	225.0	V	185.0	20.1
548.946250	22.21	46.00	23.79	123.0	H	0.0	26.1
931.458750	28.36	46.00	17.64	225.0	V	241.0	31.0

Remark: 1. Correction Factor = Antenna factor + Insertion loss (cable loss + amplifier gain)

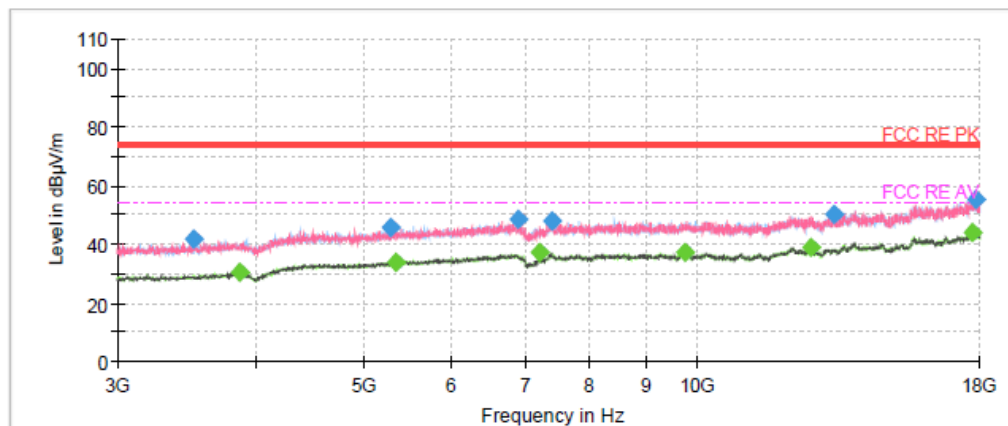
2. Margin = Limit – Quasi-Peak

Bluetooth LE-Channel 0



Final Result

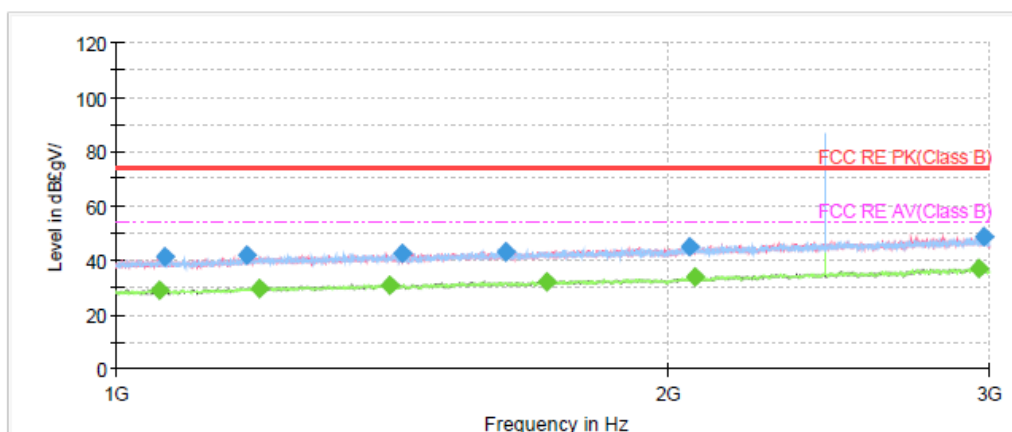
Frequency (MHz)	MaxPeak (dBµgV/m)	Average (dBµgV/m)	Limit (dBµgV/m)	Margin (dB)	Meas. Time (ms)	Height (cm)	Pol	Azimuth (deg)	Corr. (dB/m)
1184.750000	---	29.82	54.00	24.18	500.0	200.0	V	327.0	-9.1
1200.250000	41.27	---	74.00	32.73	500.0	200.0	H	166.0	-8.8
1371.000000	---	30.94	54.00	23.06	500.0	200.0	H	6.0	-7.7
1432.000000	42.36	---	74.00	31.64	500.0	200.0	H	2.0	-7.4
1527.250000	---	31.11	54.00	22.89	500.0	200.0	V	0.0	-6.9
1599.000000	43.73	---	74.00	30.27	500.0	200.0	V	281.0	-6.3
1710.250000	---	31.99	54.00	22.01	500.0	200.0	H	214.0	-5.9
1831.000000	43.51	---	74.00	30.49	500.0	200.0	V	147.0	-5.2
2061.250000	---	33.61	54.00	20.39	500.0	200.0	H	223.0	-4.1
2077.500000	45.55	---	74.00	28.45	500.0	200.0	H	15.0	-3.9
2888.750000	48.73	---	74.00	25.27	500.0	200.0	H	68.0	-1.1
2917.500000	---	36.91	54.00	17.09	500.0	200.0	V	98.0	-1.0



Final Result

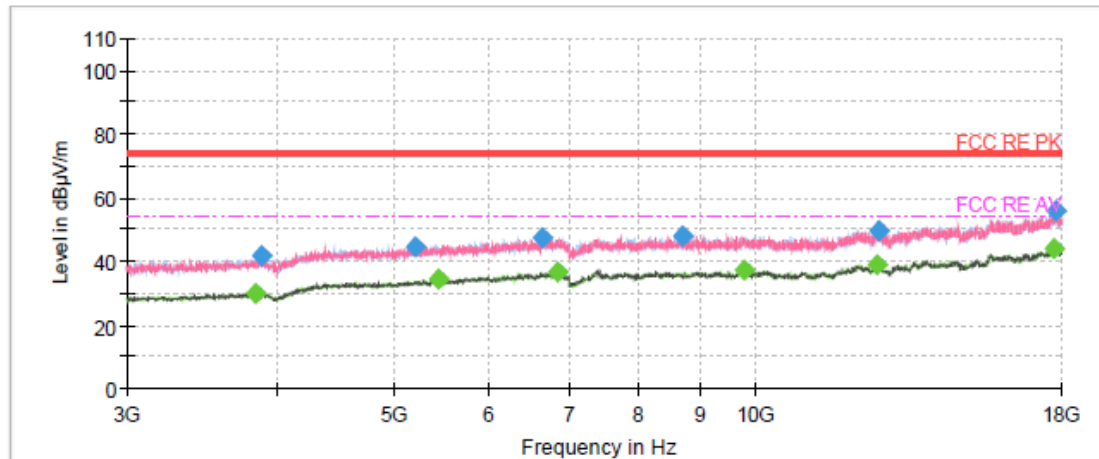
Frequency (MHz)	MaxPeak (dBμV/m)	Average (dBμV/m)	Limit (dBμV/m)	Margin (dB)	Meas. Time (ms)	Height (cm)	Pol	Azimuth (deg)	Corr. (dB)
3510.000000	41.86	---	74.00	32.14	500.0	100.0	H	43.0	-6.0
3868.125000	---	30.39	54.00	23.61	500.0	100.0	V	9.0	-4.8
5300.625000	45.44	---	74.00	28.56	500.0	200.0	V	9.0	-0.8
5351.250000	---	34.11	54.00	19.89	500.0	200.0	V	0.0	-0.8
6913.125000	48.34	---	74.00	25.66	500.0	200.0	H	13.0	0.6
7205.625000	---	37.04	54.00	16.96	500.0	100.0	V	0.0	1.4
7389.375000	48.21	---	74.00	25.79	500.0	200.0	V	0.0	2.0
9774.375000	---	37.21	54.00	16.79	500.0	200.0	H	34.0	3.2
12699.375000	---	38.76	54.00	15.24	500.0	100.0	H	34.0	5.1
13316.250000	50.10	---	74.00	23.90	500.0	200.0	V	0.0	5.3
17713.125000	---	43.89	54.00	10.11	500.0	100.0	V	0.0	9.9
17868.750000	55.15	---	74.00	18.85	500.0	200.0	V	0.0	10.2

Bluetooth LE-Channel 19



Final Result

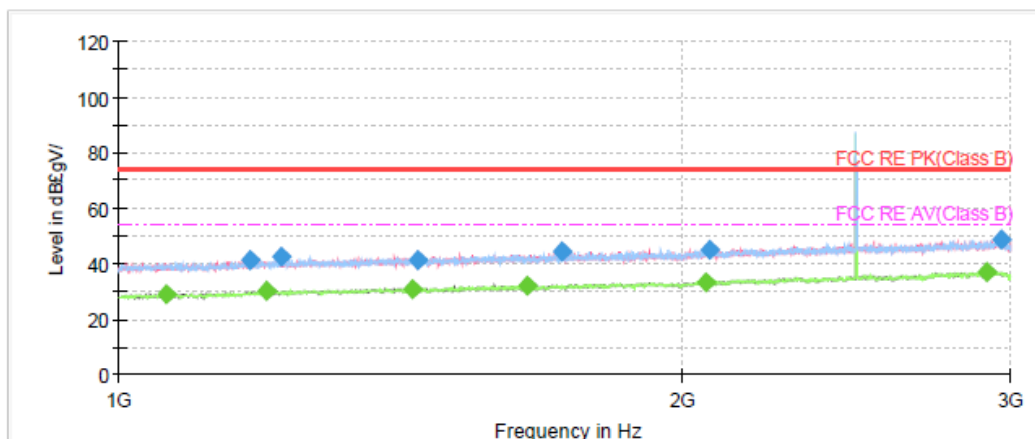
Frequency (MHz)	MaxPeak (dBµV/m)	Average (dBµV/m)	Limit (dBµV/m)	Margin (dB)	Meas. Time (ms)	Height (cm)	Pol	Azimuth (deg)	Corr. (dB/m)
1055.750000	---	28.92	54.00	25.08	500.0	200.0	V	234.0	-10.4
1062.500000	41.04	---	74.00	32.96	500.0	200.0	H	73.0	-10.4
1178.250000	41.62	---	74.00	32.38	500.0	200.0	V	43.0	-9.2
1197.750000	---	29.78	54.00	24.22	500.0	200.0	V	261.0	-8.8
1411.000000	---	30.99	54.00	23.01	500.0	200.0	V	161.0	-7.5
1432.750000	42.22	---	74.00	31.78	500.0	200.0	H	303.0	-7.4
1631.750000	43.27	---	74.00	30.73	500.0	200.0	H	13.0	-6.2
1719.000000	---	32.21	54.00	21.79	500.0	200.0	H	82.0	-5.9
2056.500000	45.14	---	74.00	28.86	500.0	200.0	H	95.0	-4.2
2070.750000	---	33.70	54.00	20.30	500.0	200.0	H	21.0	-4.0
2958.000000	---	37.17	54.00	16.83	500.0	200.0	V	308.0	-0.8
2979.000000	48.47	---	74.00	25.53	500.0	200.0	H	170.0	-0.7



Final Result

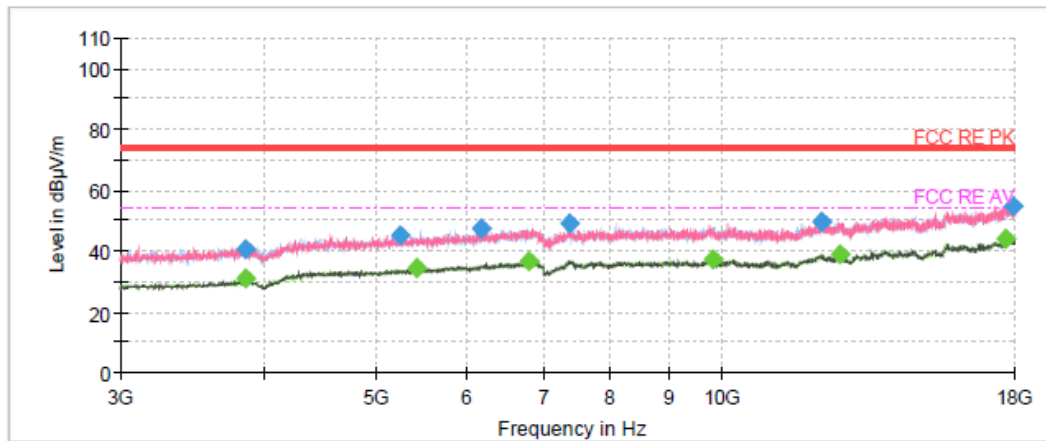
Frequency (MHz)	MaxPeak (dBμV/m)	Average (dBμV/m)	Limit (dBμV/m)	Margin (dB)	Meas. Time (ms)	Height (cm)	Pol	Azimuth (deg)	Corr. (dB)
3836.250000	---	30.15	54.00	23.85	500.0	200.0	V	1.0	-5.0
3881.250000	41.76	---	74.00	32.24	500.0	100.0	V	1.0	-4.8
5212.500000	44.75	---	74.00	29.25	500.0	200.0	V	20.0	-1.0
5443.125000	---	34.22	54.00	19.78	500.0	100.0	H	0.0	-0.4
6658.125000	47.13	---	74.00	26.87	500.0	100.0	H	45.0	0.9
6862.500000	---	36.75	54.00	17.25	500.0	200.0	H	34.0	1.1
8700.000000	47.87	---	74.00	26.13	500.0	200.0	H	43.0	3.1
9813.750000	---	37.21	54.00	16.79	500.0	200.0	H	24.0	3.2
12645.000000	---	39.15	54.00	14.85	500.0	100.0	V	0.0	5.0
12661.875000	49.65	---	74.00	24.35	500.0	200.0	H	45.0	5.1
17735.625000	---	43.93	54.00	10.07	500.0	200.0	V	20.0	9.9
17786.250000	55.79	---	74.00	18.21	500.0	100.0	V	0.0	10.0

Bluetooth LE-Channel 39



Final Result

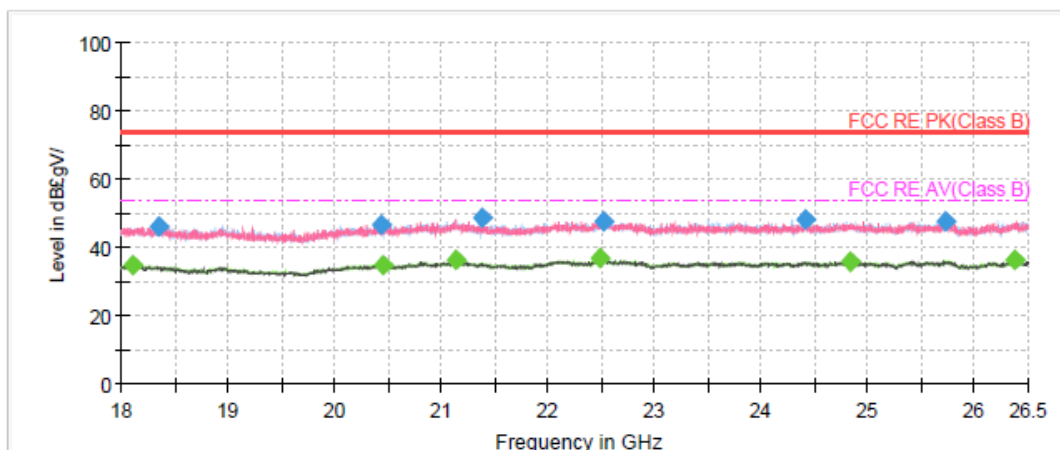
Frequency (MHz)	MaxPeak (dBµgV/m)	Average (dBµgV/m)	Limit (dBµgV/m)	Margin (dB)	Meas. Time (ms)	Height (cm)	Pol	Azimuth (deg)	Corr. (dB/m)
1060.250000	---	28.84	54.00	25.16	500.0	200.0	V	196.0	-10.4
1176.000000	41.02	---	74.00	32.98	500.0	200.0	H	273.0	-9.3
1200.750000	---	29.89	54.00	24.11	500.0	200.0	H	307.0	-8.8
1222.000000	42.28	---	74.00	31.72	500.0	200.0	V	265.0	-8.7
1435.750000	---	30.89	54.00	23.11	500.0	200.0	V	355.0	-7.4
1444.500000	41.14	---	74.00	32.86	500.0	200.0	H	280.0	-7.3
1655.750000	---	32.29	54.00	21.71	500.0	200.0	V	338.0	-6.1
1726.750000	44.08	---	74.00	29.92	500.0	200.0	V	74.0	-5.8
2062.750000	---	33.54	54.00	20.46	500.0	200.0	V	130.0	-4.1
2069.750000	44.95	---	74.00	29.05	500.0	200.0	H	181.0	-4.0
2913.750000	---	36.78	54.00	17.22	500.0	200.0	V	212.0	-1.0
2966.500000	48.42	---	74.00	25.58	500.0	200.0	H	86.0	-0.8



Final Result

Frequency (MHz)	MaxPeak (dBμV/m)	Average (dBμV/m)	Limit (dBμV/m)	Margin (dB)	Meas. Time (ms)	Height (cm)	Pol	Azimuth (deg)	Corr. (dB)
3849.375000	40.87	---	74.00	33.13	500.0	200.0	V	21.0	-4.9
3853.125000	---	30.76	54.00	23.24	500.0	100.0	H	45.0	-4.9
5261.250000	45.04	---	74.00	28.96	500.0	200.0	H	45.0	-0.9
5428.125000	---	34.17	54.00	19.83	500.0	200.0	H	43.0	-0.4
6178.125000	47.46	---	74.00	26.54	500.0	100.0	V	0.0	0.4
6793.125000	---	36.64	54.00	17.36	500.0	200.0	H	45.0	1.1
7387.500000	49.21	---	74.00	24.79	500.0	200.0	V	11.0	2.0
9826.875000	---	37.34	54.00	16.66	500.0	100.0	H	24.0	3.2
12230.625000	49.91	---	74.00	24.09	500.0	200.0	H	3.0	4.6
12667.500000	---	39.05	54.00	14.95	500.0	200.0	V	0.0	5.1
17656.875000	---	43.88	54.00	10.12	500.0	100.0	V	0.0	9.8
17921.250000	54.99	---	74.00	19.01	500.0	100.0	H	24.0	10.3

During the test, the Radiates Emission from 18GHz to 26.5GHz was performed in all modes with all channels. The test data of the worst-case condition was recorded in this report.



Final Result

Frequency (MHz)	MaxPeak (dBµV/m)	Average (dBµV/m)	Limit (dBµV/m)	Margin (dB)	Meas. Time (ms)	Height (cm)	Pol	Azimuth (deg)	Corr. (dB/m)
18109.437500	---	35.07	54.00	18.93	500.0	100.0	V	41.0	-5.7
18352.750000	46.17	---	74.00	27.83	500.0	100.0	H	198.0	-5.9
20444.812500	46.55	---	74.00	27.45	500.0	100.0	H	250.0	-5.0
20449.062500	---	34.96	54.00	19.04	500.0	200.0	H	127.0	-4.9
21140.750000	---	36.20	54.00	17.80	500.0	200.0	H	247.0	-4.2
21375.562500	48.49	---	74.00	25.51	500.0	200.0	H	21.0	-4.5
22489.062500	---	36.68	54.00	17.32	500.0	200.0	H	0.0	-3.4
22523.062500	47.89	---	74.00	26.11	500.0	200.0	V	277.0	-3.4
24411.125000	48.02	---	74.00	25.98	500.0	200.0	H	224.0	-3.1
24828.687500	---	35.95	54.00	18.05	500.0	200.0	H	325.0	-2.8
25735.000000	47.85	---	74.00	26.15	500.0	100.0	H	241.0	-2.4
26373.562500	---	36.20	54.00	17.80	500.0	100.0	H	311.0	-2.2

4.7. Conducted Emission

Ambient Condition

Temperature	Relative humidity
15°C ~ 35°C	20% ~ 80%

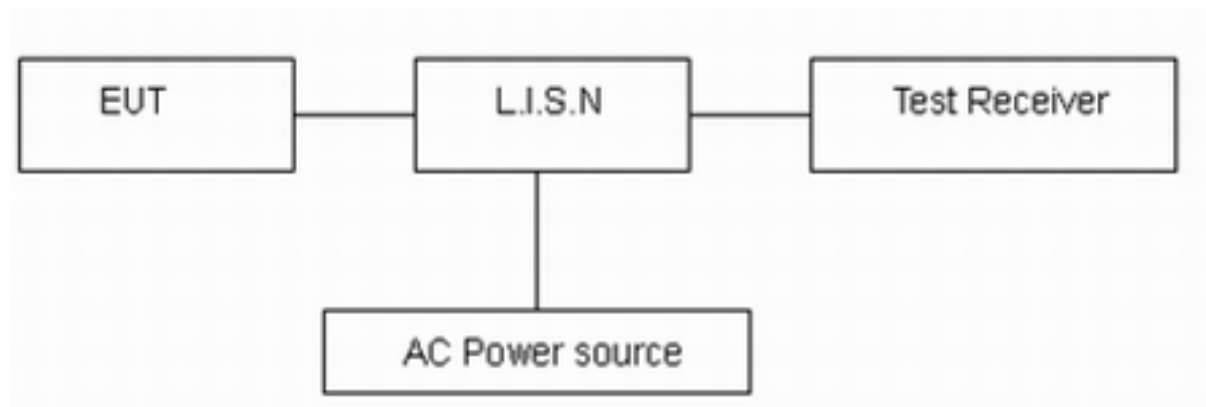
Methods of Measurement

The EUT is placed on a non-metallic table of 80cm height above the horizontal metal reference ground plane. During the test, the EUT was operating in its typical mode. The test method is according to ANSI C63.10. Connect the AC power line of the EUT to the L.I.S.N. Use EMI receiver to detect the average and Quasi-peak value. RBW is set to 9 kHz, VBW is set to 30kHz.

The measurement result should include both L line and N line.

The test is in transmitting mode.

Test Setup



Note: AC Power source is used to change the voltage 120V/60Hz.

Limits

Frequency (MHz)	Conducted Limits(dBμV)	
	Quasi-peak	Average
0.15 - 0.5	66 to 56 *	56 to 46*
0.5 - 5	56	46
5 - 30	60	50
*: Decreases with the logarithm of the frequency.		

Measurement Uncertainty

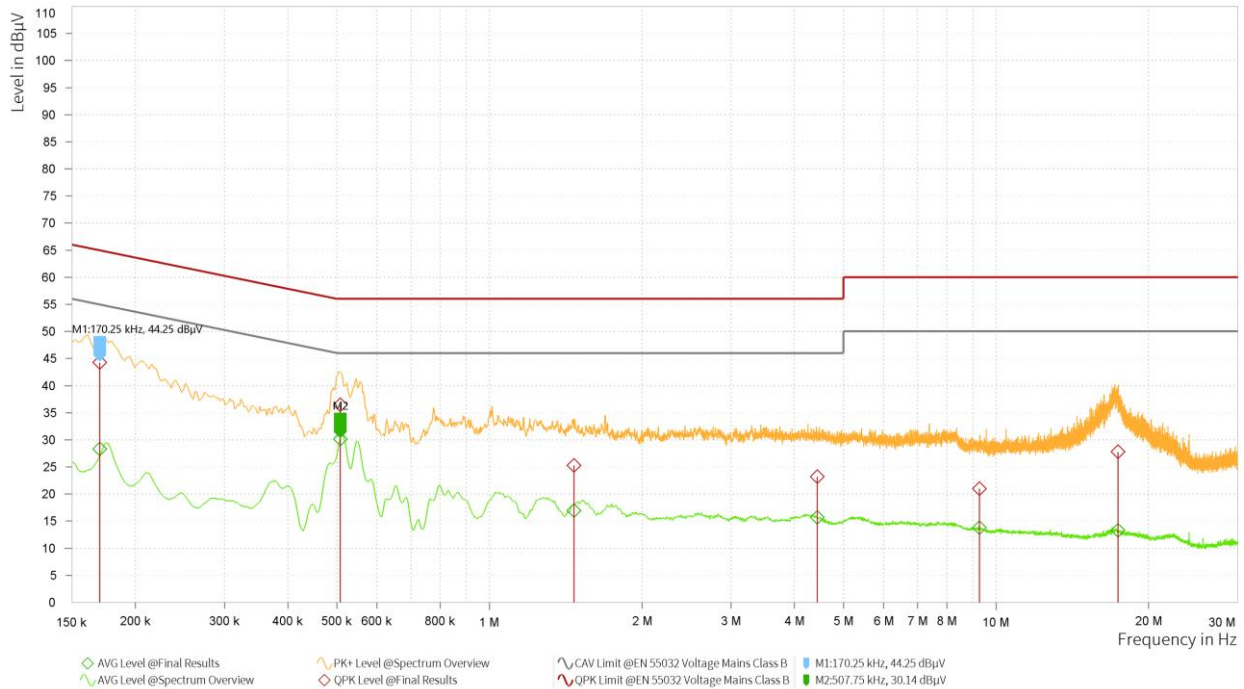
The assessed measurement uncertainty to ensure 95% confidence level for the normal distribution is with the coverage factor $k = 1.96$, $U = 2.69$ dB.

Test Results:

Following plots, Blue trace uses the peak detection and Green trace uses the average detection.

Wi-Fi 2.4GHz

During the test, the Conducted Emission was performed in all modes with all channels. The test data of the worst-case condition was recorded in this report.

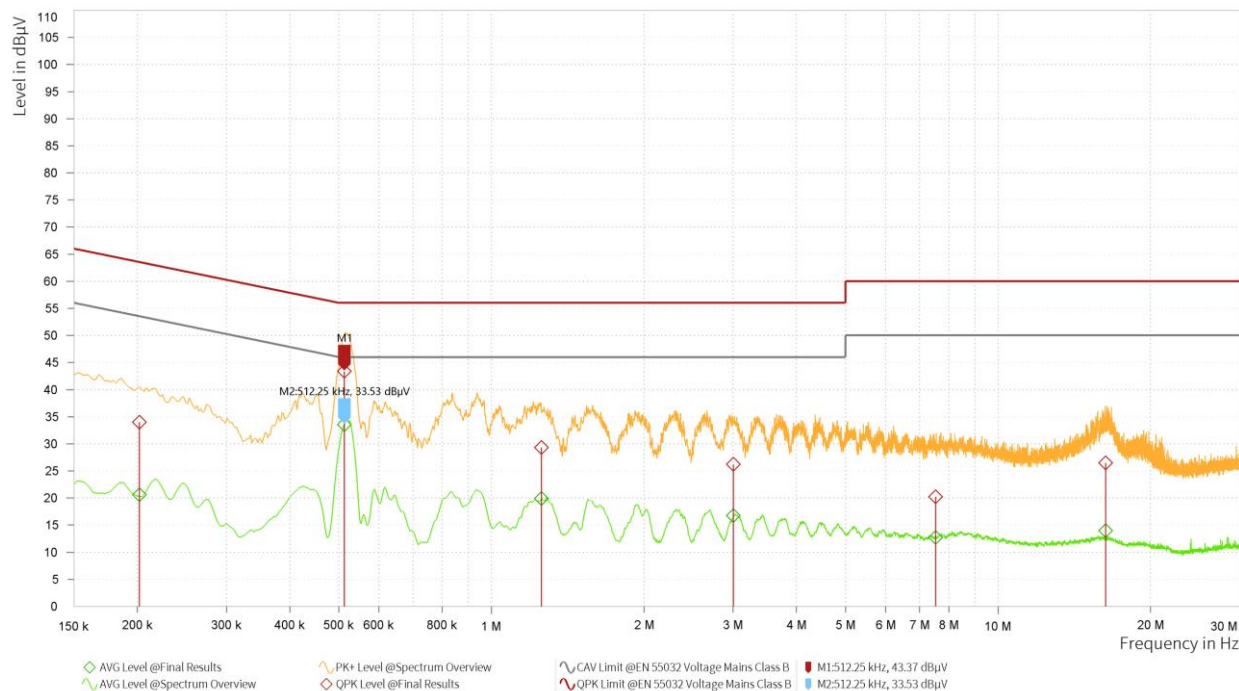


EMI Final Results

Rg	Frequency [MHz]	QPK Level [dBμV]	QPK Limit [dBμV]	QPK Margin [dB]	AVG Level [dBμV]	AVG: CAV Limit [dBμV]	AVG Margin [dB]	Correction [dB]	Line	Meas. BW [kHz]	Meas. Time [s]
1	0.170	44.25	64.95	20.70	28.28	54.95	26.67	20.89	L1	9.000	1.000
1	0.508	36.43	56.00	19.57	30.14	46.00	15.86	20.77	L1	9.000	1.000
1	1.469	25.27	56.00	30.73	16.93	46.00	29.07	19.86	L1	9.000	1.000
1	4.439	23.19	56.00	32.81	15.68	46.00	30.32	19.41	L1	9.000	1.000
1	9.272	20.97	60.00	39.03	13.76	50.00	36.24	19.41	L1	9.000	1.000
1	17.419	27.76	60.00	32.24	13.29	50.00	36.71	19.58	L1	9.000	1.000

Remark: Correct factor=cable loss + LISN factor

L line Conducted Emission from 150 kHz to 30 MHz



EMI Final Results

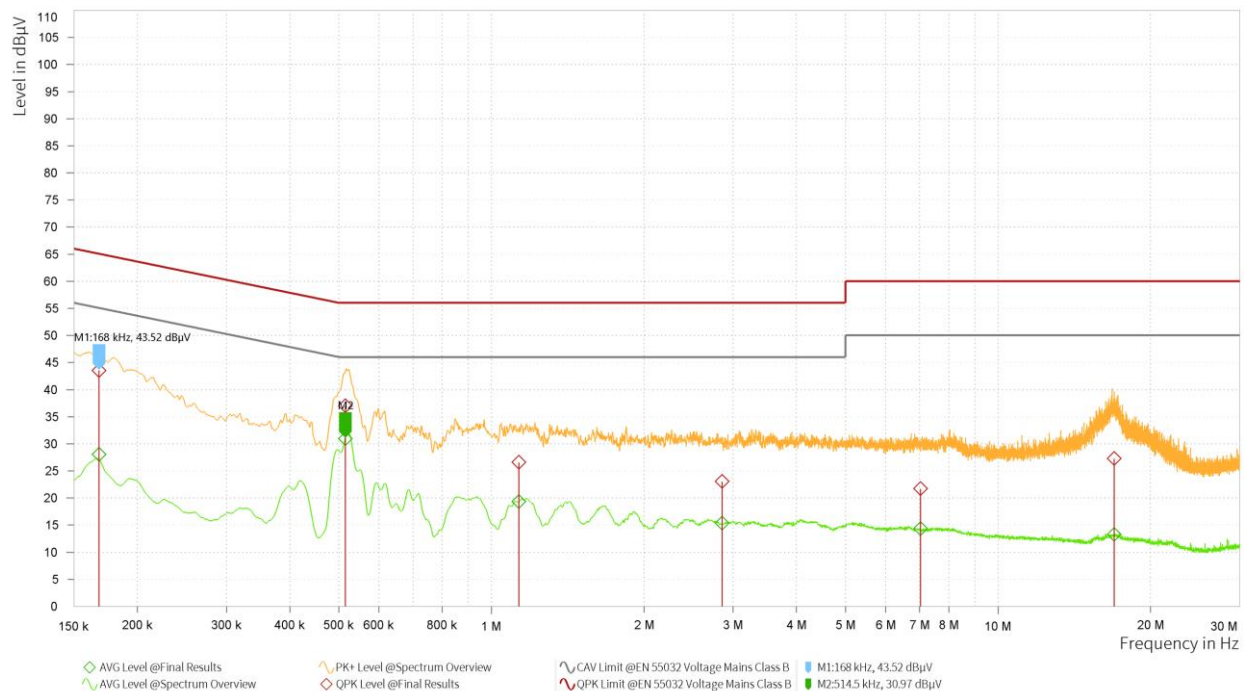
Rg	Frequency [MHz]	QPK Level [dBμV]	QPK Limit [dBμV]	QPK Margin [dB]	AVG Level [dBμV]	AVG: CAV Limit [dBμV]	AVG Margin [dB]	Correction [dB]	Line	Meas. BW [kHz]	Meas. Time [s]
1	0.202	33.98	63.54	29.55	20.57	53.54	32.97	21.02	N	9.000	1.000
1	0.512	43.37	56.00	12.63	33.53	46.00	12.47	20.78	N	9.000	1.000
1	1.255	29.32	56.00	26.68	19.87	46.00	26.13	19.99	N	9.000	1.000
1	3.001	26.20	56.00	29.80	16.73	46.00	29.27	19.49	N	9.000	1.000
1	7.530	20.22	60.00	39.78	12.71	50.00	37.29	19.41	N	9.000	1.000
1	16.301	26.47	60.00	33.53	13.95	50.00	36.05	19.58	N	9.000	1.000

Remark: Correct factor=cable loss + LISN factor

N line Conducted Emission from 150 kHz to 30 MHz

Bluetooth LE

During the test, the Conducted Emission was performed in all modes with all channels. The test data of the worst-case condition was recorded in this report.

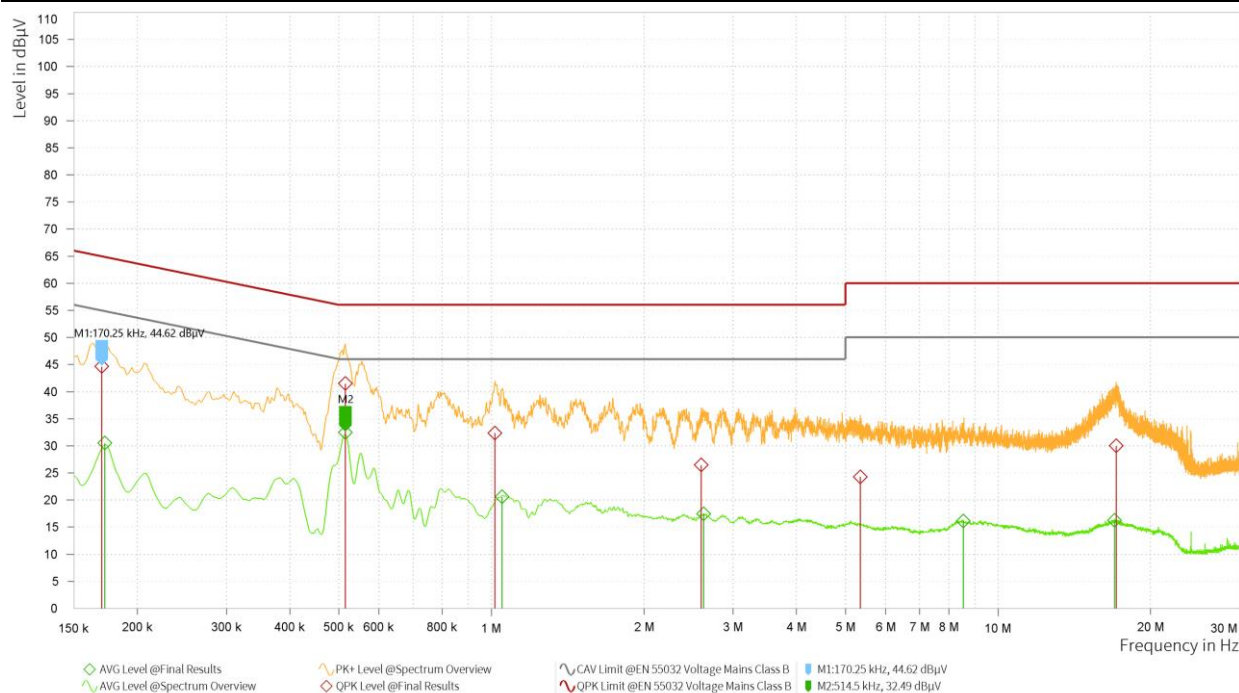


EMI Final Results

Rg	Frequency [MHz]	QPK Level [dBμV]	QPK Limit [dBμV]	QPK Margin [dB]	AVG Level [dBμV]	AVG: CAV Limit [dBμV]	AVG Margin [dB]	Correction [dB]	Line	Meas. BW [kHz]
1	0.168	43.52	65.06	21.54	28.03	55.06	27.03	20.89	L1	9.000
1	0.515	37.01	56.00	18.99	30.97	46.00	15.03	20.76	L1	9.000
1	1.133	26.58	56.00	29.42	19.34	46.00	26.66	20.06	L1	9.000
1	2.852	23.04	56.00	32.96	15.36	46.00	30.64	19.50	L1	9.000
1	7.026	21.72	60.00	38.28	14.32	50.00	35.68	19.41	L1	9.000
1	16.955	27.25	60.00	32.75	13.26	50.00	36.74	19.56	L1	9.000

Remark: Correct factor=cable loss + LISN factor

L line Conducted Emission from 150 kHz to 30 MHz



EMI Final Results

Rg	Frequency [MHz]	QPK Level [dBμV]	QPK Limit [dBμV]	QPK Margin [dB]	AVG Level [dBμV]	AVG: CAV Limit [dBμV]	AVG Margin [dB]	Correction [dB]	Line	Meas. BW [kHz]	Meas. Time [s]
1	0.170	44.62	64.95	20.33				20.90	N	9.000	1.000
1	0.173				30.49	54.84	24.35	20.90	N	9.000	1.000
1	0.515	41.46	56.00	14.54	32.49	46.00	13.51	20.77	N	9.000	1.000
1	1.016	32.34	56.00	23.66				20.16	N	9.000	1.000
1	1.050				20.56	46.00	25.44	20.13	N	9.000	1.000
1	2.596	26.46	56.00	29.54				19.54	N	9.000	1.000
1	2.623				17.45	46.00	28.55	19.54	N	9.000	1.000
1	5.345	24.28	60.00	35.72				19.41	N	9.000	1.000
1	8.536				16.12	50.00	33.88	19.42	N	9.000	1.000
1	16.991				16.21	50.00	33.79	19.60	N	9.000	1.000
1	17.104	29.98	60.00	30.02				19.61	N	9.000	1.000

Remark: Correct factor=cable loss + LISN factor

N line Conducted Emission from 150 kHz to 30 MHz

5. Main Test Instruments

Name	Manufacturer	Type	Serial Number	Calibration Date	Expiration Date
Power sensor	R&S	NRP18S	101954	2024-05-07	2025-05-06
Spectrum Analyzer	KEYSIGHT	N9020A	MY51330870	2024-05-07	2025-05-06
EMI Test Receiver	R&S	ESCI3	100948	2024-05-07	2025-05-06
Signal Analyzer	R&S	FSV40	101186	2024-05-07	2025-05-06
Loop Antenna	SCHWARZBECK	FMZB1519	1519-047	2023-04-16	2026-04-15
TRILOG Broadband Antenna	SCHWARZBECK	VULB 9163	1023	2023-07-14	2026-07-13
Horn Antenna	SCHWARZBECK	BBHA 9120D	430	2024-07-18	2027-07-17
Amplifier	MWPA.CN	MWLA-010 200G40	YQ2103039B 01	2024-05-07	2025-05-06
Software	R&S	EMC32	9.26.01	/	/
EMI Test Receiver	R&S	ESR	102721	2024-05-07	2025-05-06
TRILOG Broadband Antenna	SCHWARZBECK	VULB 9163	01615	2023-10-19	2026-10-18
Signal Analyzer	R&S	FSV3044	103495	2024-05-07	2025-05-06
Horn Antenna	R&S	HF907	102724	2024-07-23	2027-07-22
Software	R&S	ELEKTRA	5.02.1	/	/
Artificial main network	R&S	ENV216	102191	2024-12-02	2026-12-01
EMI Test Receiver	R&S	ESR	101667	2024-05-07	2025-05-06
Software	R&S	EMC32	10.35.10	/	/

ANNEX A: The EUT Appearance

The EUT Appearance are submitted separately.

ANNEX B: Test Setup Photos

The Test Setup Photos are submitted separately.

***** END OF REPORT *****