

Technical Specs

Items	Specification
Operating System	Android 7.1
CPU	Quad-core@1.5Ghz
Memory	1GB RAM + 16GB ROM (LPDDR3)
Display	5.0" IPS, 720*1280
Camera	5M AF(Rear)
Scanner	N/A
Printer	2 inch thermal printer
Cellular Network	Support 2g/3g/4g
WIFI	IEEE 802.11a/b/g/n/ac (2.4G/5G)
Bluetooth	Version 4.2, support BLE
Payment	Support NFC、IC、Magnetic Card
Interface	USB type-c、3.5mm Audio Jack
Battery	7.4V/2600mAh (Rated capacity)

ATTENTION

Warning

- Read all instructions and safety information before use to avoid injury.
- The limit operating ambient temperature of the device declared by the manufacturer is -10~45°C.

Battery safety

- Charge battery only at ambient temperatures ranging from 0~40°C.
- Dispose of used batteries according to manufacturer's instructions.
- Danger of explosion if battery is incorrectly replaced. Replace only with the same or equivalent type of battery recommended by the manufacturer.

Statement

- The equipment damage caused by natural disasters, falling, self disassembly and non-compliance with the operation specifications is not covered by the free warranty.
- Some details of this document may be inconsistent with the real object due to the update iteration of the product. Please take the real object as the standard, and our company reserves the right to interpret this document.

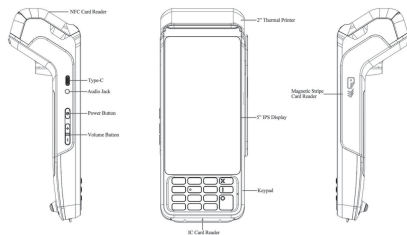


K7612000372LA

P3

Quick Guide

Product Diagram



NFC reader

Used for sensing chip and acquire data through contactless way.

IC card reader

Used for inserting the bank chip card and getting information securely.

Magnetic stripe card reader

Used for reading encrypt information stored in corresponding cards.

Camera

Used for taking photos or capture and identify 1D and 2D code when equipped with decode algorithm.

Indicator lamp

Used for indicating payment security state or charging state of the device.

Power button

Used for change the running states of device, such as pressing 2~3 seconds to power on/off or screen capture and pressing 10 seconds to restart automatically when device is crashed.

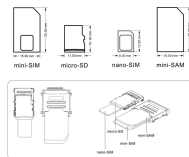
Volume button

As the shortcut key for adjusting volume of the device.

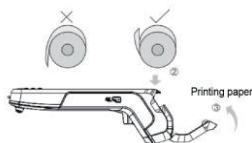
Keypad

Used for entering password for certain payment usages.

Card selection instruction



Printer instructions



- 1) Support 2 inch thermal paper roll with specification of 58*40mm (w*φ)
- 2) Feed the paper correctly into the paper container in the direction as shown, and pull some paper outside the cutter;

Note: If the printed paper is blank, please check whether the paper roll has been installed in the correct direction.

Package List

NO.	Items list	Description
1	Device	Default
2	Battery	1pcs,2600mAh/7.4V
3	USB cable	1pcs,1m/black/type-c
4	User manual	Neutral

This device complies with Part 15 of the FCC Rules. Operation is subject to the following two conditions:

- (1) this device may not cause harmful interference, and (2) this device must accept any interference received, including interference that may cause undesired operation.

NOTE: This equipment has been tested and found to comply with the limits for a Class B digital device, pursuant to part 15 of the FCC Rules. These limits are designed to provide reasonable protection against harmful interference in a residential installation. This equipment generates, uses and can radiate radio frequency energy and, if not installed and used in accordance with the instructions, may cause harmful interference to radio communications. However, there is no guarantee that interference will not occur in a particular installation. If this equipment does cause harmful interference to radio or television reception, which can be determined by turning the equipment off and on, the user is encouraged to try to correct the interference by one or more of the following measures:

- Reorient or relocate the receiving antenna.
- Increase the separation between the equipment and receiver.
- Connect the equipment into an outlet on a circuit different from that to which the receiver is connected.
- Consult the dealer or an experienced radio/TV technician for help.

Changes or modifications not expressly approved by the party responsible for compliance could void the user's authority to operate the equipment.

RF Exposure Information:

FCC RF Exposure requirements: The highest SAR value reported under this standard during product certification for use next to the Body with the minimum separation distance of 5mm. This transmitter must not be collocated or operating in conjunction with any other antenna or transmitter.

This product is compliance to FCC RF Exposure requirements and refers to FCC website

<https://apps.fcc.gov/oetcf/eas/reports/GenericSearch.cfm> search for FCC ID: 2A2UU-B1796.