

Project #234107543
Report Date: Auguts 19th, 2021

Report #US21WZF6.001

Unlicensed Test Setup Photos



Figure 1: Test Setup for Radiated Emissions 30 MHz to 1000 MHz – Front View




Figure 2: Test Setup for Radiated Emissions 30 MHz to 1000 MHz – Rear View




Figure 3: Test Setup for Radiated Emissions 1 GHz to 18 GHz – Front View




Figure 4: Test Setup for Radiated Emissions 1 GHz to 18 GHz – Rear View




Figure 5: Test Setup for Radiated Emissions 18 GHz to 26 GHz – Front View




Figure 6: Test Setup for Radiated Emissions 18 GHz to 26 GHz – Rear View




Figure 7: Test Setup for AC Conducted Emissions 150 kHz to 30 MHz – Front View




Figure 8: Test Setup for AC Conducted Emissions 150 kHz to 30 MHz – Rear View