



中国认可
国际互认
检测
TESTING
CNAS L4735

Test Report

No.: AJT210806017E

Applicant Name : BUMPER BUDDY LLC
Applicant Address : 1013 CENTRE ROAD, SUITE 43S WILMINGTON DE 19805
Manufacturer : PINGHU WELLYE ELECTRICAL CO., LTD
Manufacturer Address : NO.8 JINHUI ROAD, XINGCANG TOWN, PINGHU, CHINA

Sample Description : BUMPER BUDDY REMOTE CONTROL
Model No. : BB-000
Client Specified Age Grade : 18 MONTHS+
Sample Received Date : 06 Aug, 2021
Testing Completed Date : 09 Aug, 2021

Tests conducted: For compliance with application, refer to attached page(s) for details.

Assess standard used:	Conclusion
FCC Part 15, Subpart C, Section 15.249 & ANSI C63.10-2013	PASS

Tested by:

Glory

Reviewed by:

Fly Liang

Approved by:

Garbaro Jeng

Position: Technical Supervisor

Date: 2021-08-09



This report sets forth our findings solely with respect to the test samples identified herein. The results set forth in this report are not indicative or representative of the quality or characteristics of the lot from which a test sample was taken or any similar or identical product unless specifically and expressly noted. Disagreement against this test report, if any, should be filed with to our company in writing within 15 days of receiving the report. Any copying or replication of this report to or for any other person or entity, or use of our name or trademark, is permitted only with our prior written permission.

AJT TESTING SERVICES LIMITED

Add: 1/F, No.1, Wenhua South Road, Chenghua Industrial Zone, Chenghai District, Guangdong, China

Tel: 86-754-85860999 Fax: 86-754-86984098 Website: www.ajtesting.com Email: info@ajtesting.com

Page 1 of 26





Test Report



中国认可
国际互认
检测
TESTING
CNAS L4735

No.: AJT210806017E

TABLE OF CONTENTS

1 Test Standards	3
2 Summary	3
2.1 General Remarks	3
2.2 Final Assessment	3
3 Equipment Under Test	3
3.1 Short description of the Equipment Under Test (EUT)	3
3.3 Description of Test Modes	4
4 Test Environment	5
4.1 Address of the test Laboratory	5
4.2 Test Facility	5
4.3 Environmental Conditions	5
4.4 Statement of the Measurement Uncertainty	6
4.5 Test Types and Results	6
5 Test Conditions and Results	6
5.1 Radiated Emission (RE)	6
5.2 20dB Bandwidth	20
5.3 Conducted Emission (CE)	23
5.4 Antenna Requirements	24
6 Test Equipment	25
7 Test Photographs	26
8 Photos of the EUT	26
9 Manufacturer/ Approval Holder Declaration	26

This report sets forth our findings solely with respect to the test samples identified herein. The results set forth in this report are not indicative or representative of the quality or characteristics of the lot from which a test sample was taken or any similar or identical product unless specifically and expressly noted. Disagreement against this test report, if any, should be filed with to our company in writing within 15 days of receiving the report. Any copying or replication of this report to or for any other person or entity, or use of our name or trademark, is permitted only with our prior written permission.

AJT TESTING SERVICES LIMITED

Add: 1/F, No.1, Wenhua South Road, Chenghua Industrial Zone, Chenghai District, Guangdong, China

Tel: 86-754-85860999 Fax: 86-754-86984098 Website: www.ajtesting.com Email: info@ajtesting.com

Page 2 of 26





Test Report



中国认可
国际互认
检测
TESTING
CNAS L4735

No.: AJT210806017E

1 Test Standards

The tests were performed according to following standards:
FCC Part 15, Subpart C, Section 15.249: Operation within the bands 902-928 MHz, 2400-2483.5 MHz, 5725-5875 MHz, and 24.0-24.25 GHz
ANSI C63,10-2013: American National Standard of Procedures for Compliance Testing of Unlicensed Wireless Devices

2 Summary

2.1 General Remarks

Date of receipt of test sample	06 Aug, 2021
Testing commenced on	06 Aug, 2021 ---- 09 Aug, 2021
Testing concluded on	09 Aug, 2021

2.2 Final Assessment

Test Content:	Assessment
The RF requirements pertaining to the technical standards and tested operation modes are	Fulfilled
The equipment under test	Fulfilled the RF requirements

3 Equipment Under Test

3.1 Short description of the Equipment Under Test (EUT)

EUT Name	BUMPER BUDDY REMOTE CONTROL
Model No.	BB-000
FCC ID	2A2TY-BB-000
Number of Tested Samples	1
Power Supply Voltage	DC: 3.0V(AAA*2)
Operating Mode	TX Mode
Operation Frequency	2405-2479MHz
Number of Channel	75
Modulation	GFSK
Antenna Type	PCB Antenna
Antenna Gain	0dBi

NOTE:

1. The above EUT information is declared by manufacturer and for more detailed features description, please refers to the manufacturer's specifications or user's manual. The laboratory is not responsible for the accuracy of the information provided by manufacturer.

This report sets forth our findings solely with respect to the test samples identified herein. The results set forth in this report are not indicative or representative of the quality or characteristics of the lot from which a test sample was taken or any similar or identical product unless specifically and expressly noted. Disagreement against this test report, if any, should be filed with to our company in writing within 15 days of receiving the report. Any copying or replication of this report to or for any other person or entity, or use of our name or trademark, is permitted only with our prior written permission.

AJT TESTING SERVICES LIMITED

Add: 1/F, No.1, Wenhua South Road, Chenghua Industrial Zone, Chenghai District, Guangdong, China
Tel: 86-754-85860999 Fax: 86-754-86984098 Website: www.ajtesting.com Email: info@ajtesting.com





Test Report



中国认可
国际互认
检测
TESTING
CNAS L4735

No.: AJT210806017E

3.2 EUT Configuration

(The CDF filled by the applicant can be viewed at the test laboratory.)

The following peripheral devices and interface cables were connected during the measurement:

Not Applicable



3.3 Description of Test Modes

Pre-Scan has been conducted to determine the worst-case mode from all possible combinations between available modulations, data rates, XYZ axis and packet type. The worst case was found when the EUT was positioned on Y axis for radiated emission. The EUT was tested under the following mode.

EUT Configure Mode	Applicable to				Description
	RE < 1G	RE ≥ 1G	PLC	BW	DC 3.0V(AAA*2)
A	√	√	N/A	√	

Where RE<1G: Radiated Emission below 1GHz

RE ≥ 1G: Radiated Emission above 1GHz

PLC: Power Line Conducted Emission

BW: 20dB bandwidth

Following channel(s) was (were) selected for the test as listed below.

Channel	Frequency (MHz)	Channel	Frequency (MHz)	Channel	Frequency (MHz)	Channel	Frequency (MHz)
1	2405	20	2424	39	2443	58	2462
2	2406	21	2425	40	2444	59	2463
3	2407	22	2426	41	2445	60	2464
4	2408	23	2427	42	2446	61	2465
5	2409	24	2428	43	2447	62	2466
6	2410	25	2429	44	2448	63	2467
7	2411	26	2430	45	2449	64	2468
8	2412	27	2431	46	2450	65	2469
9	2413	28	2432	47	2451	66	2470
10	2414	29	2433	48	2452	67	2471
11	2415	30	2434	49	2453	68	2472
12	2416	31	2435	50	2454	69	2473
13	2417	32	2436	51	2455	70	2474
14	2418	33	2437	52	2456	71	2475
15	2419	34	2438	53	2457	72	2476
16	2420	35	2439	54	2458	73	2477
17	2421	36	2440	55	2459	74	2478
18	2422	37	2441	56	2460	75	2479
19	2423	38	2442	57	2461		

This report sets forth our findings solely with respect to the test samples identified herein. The results set forth in this report are not indicative or representative of the quality or characteristics of the lot from which a test sample was taken or any similar or identical product unless specifically and expressly noted. Disagreement against this test report, if any, should be filed with to our company in writing within 15 days of receiving the report. Any copying or replication of this report to or for any other person or entity, or use of our name or trademark, is permitted only with our prior written permission.

AJT TESTING SERVICES LIMITED

Add: 1/F, No.1, Wenhua South Road, Chenghua Industrial Zone, Chenghai District, Guangdong, China

Tel: 86-754-85860999 Fax: 86-754-86984098 Website: www.ajtesting.com Email: info@ajtesting.com

Page 4 of 26





Test Report



中国认可
国际互认
检测
TESTING
CNAS L4735

No.: AJT210806017E

Channel List

Channel	Frequency (MHz)
The lowest channel	2405
The middle channel	2440
The highest channel	2479

Note: The more detailed channel, please refer to the product specifications

4 Test Environment

4.1 Address of the test Laboratory

Test Laboratory:	AJT Testing Services Limited
Test Site:	1/F, NO.1, WENHUA SOUTH ROAD, CHENGHUA INDUSTRIAL ZONE, CHENGHAI DISTRICT, GUANGDONG, PEOPLE'S REPUBLIC OF CHINA
Tel:	86-754-85860999
Fax:	86-754-86984098

4.2 Test Facility

The test facility is recognized, certified, or accredited by the following organizations:	
CNAS Accreditation NO.:	L4735
A2LA Accreditation NO.:	5443.01
Designation Number:	CN1263
Test Firm Registration Number:	127385
Industry Canada Site Registration Number:	25345
FCC Registration NO.:	0028094555

4.3 Environmental Conditions

During the measurement the environmental conditions were within the listed ranges:	
Temperature	15~35°C
Humidity	30~75%

This report sets forth our findings solely with respect to the test samples identified herein. The results set forth in this report are not indicative or representative of the quality or characteristics of the lot from which a test sample was taken or any similar or identical product unless specifically and expressly noted. Disagreement against this test report, if any, should be filed with to our company in writing within 15 days of receiving the report. Any copying or replication of this report to or for any other person or entity, or use of our name or trademark, is permitted only with our prior written permission.

AJT TESTING SERVICES LIMITED

Add: 1/F, No.1, Wenhua South Road, Chenghua Industrial Zone, Chenghai District, Guangdong, China

Tel: 86-754-85860999 Fax: 86-754-86984098 Website: www.ajtesting.com Email: info@ajtesting.com





Test Report



中国认可
国际互认
检测
TESTING
CNAS L4735

No.: AJT210806017E

4.4 Statement of the Measurement Uncertainty

The data and results referenced in this document are true and accurate. The reader is cautioned that there may be errors within the calibration limits of the equipment and facilities. The measurement uncertainty was calculated for all measurements listed in this test report acc. Furthermore, component and process variability of devices are similar to that tested may result in additional deviation. The manufacturer has the sole responsibility of continued compliance of the device.

Measurement Uncertainty (Standard: ETSI TR 100 028)	
Conducted Emission (CE)	$\pm 2.14\text{dB}$
Radiated Emission below 1GHz	$\pm 4.44\text{dB}$
Radiated Emission above 1GHz	$\pm 5.26\text{dB}$

This uncertainty represents an expanded uncertainty expressed at approximately the 95% confidence level using a coverage factor of $k=2$.

4.5 Test Types and Results

Standard: FCC PART 15, SUBPART C (SECTION 15.249)		
Standard section	Test Type	Result
§15.209 & §15.249(a)	Radiated Emission (RE)	PASS
§15.215(c)	20dB Bandwidth	PASS
§15.207(a)	Conducted Emission (CE)	N/A
§15.203	Antenna Requirement	PASS
§15.205	Restricted Band Around Fundamental Frequency	PASS

5 Test Conditions and Results

5.1 Radiated Emission (RE)

For test instruments and accessories used see section 6

5.1.1 Test Procedures

- (1) The EUT was placed on the top of a rotating table 1.5 meters (above 1GHz) and 0.8 meters (below 1GHz) above the ground at a 3 meters semi-anechoic chamber. The table was rotated 360 degrees to determine the position of the highest radiation.
- (2) The EUT was set 3 meters away from the interference-receiving antenna, which was mounted on the top of a variable-height antenna tower.
- (3) The antenna is a broadband antenna, and its height is varied from one meter to four meters above the ground to determine the maximum value of the field strength. Both horizontal and vertical polarizations of the antenna are set to make the measurement.

This report sets forth our findings solely with respect to the test samples identified herein. The results set forth in this report are not indicative or representative of the quality or characteristics of the lot from which a test sample was taken or any similar or identical product unless specifically and expressly noted. Disagreement against this test report, if any, should be filed with to our company in writing within 15 days of receiving the report. Any copying or replication of this report to or for any other person or entity, or use of our name or trademark, is permitted only with our prior written permission.

AJT TESTING SERVICES LIMITED

Add: 1/F, No.1, Wenhua South Road, Chenchua Industrial Zone, Chenchai District, Guangdong, China
Tel: 86-754-85860999 Fax: 86-754-86984098 Website: www.ajtesting.com Email: info@ajtesting.com



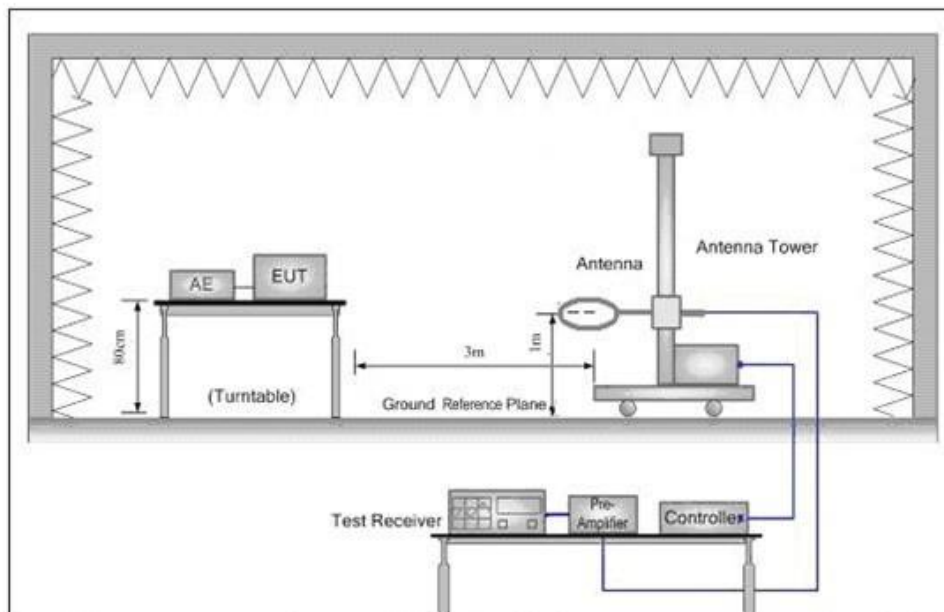
No.: AJT210806017E

- (4) For each suspected emission, the EUT was arranged to its worst case and then the antenna was tuned to heights from 1 meter to 4 meters and the rotatable table was turned from 0 degrees to 360 degrees to find the maximum reading.
- (5) The test-receiver system was set to Peak Detect Function and Specified Bandwidth with Maximum Hold Mode.
- (6) For below 30MHz, a loop antenna with its vertical plane is place 3m from the EUT and rotated about its vertical axis for maximum response at each azimuth about the EUT. And the centre of the loop shall be 1m above the ground.
- (7) If the emission level of the EUT in peak mode was lower than the limit specified, then testing could be stopped and the peak values of the EUT would be reported. Otherwise the emissions would be re-tested one by one using peak, quasi-peak or average method as specified and then reported in a data sheet.

Note:

1. The resolution bandwidth and video bandwidth of test receiver/spectrum analyzer is 120kHz for Quasi-peak detection at frequency below 1GHz
2. The resolution bandwidth of test receiver/spectrum analyzer is 1MHz and video bandwidth is 3MHz for Peak detection at frequency above 1GHz.
3. All modes of operation were investigated and the worst-case emissions are reported
4. The testing of the EUT was performed on all 3 orthogonal axes; the worst-case test configuration was reported on the file test setup photo.

5.1.2 Test Setup



Below 30MHz

This report sets forth our findings solely with respect to the test samples identified herein. The results set forth in this report are not indicative or representative of the quality or characteristics of the lot from which a test sample was taken or any similar or identical product unless specifically and expressly noted. Disagreement against this test report, if any, should be filed with to our company in writing within 15 days of receiving the report. Any copying or replication of this report to or for any other person or entity, or use of our name or trademark, is permitted only with our prior written permission.

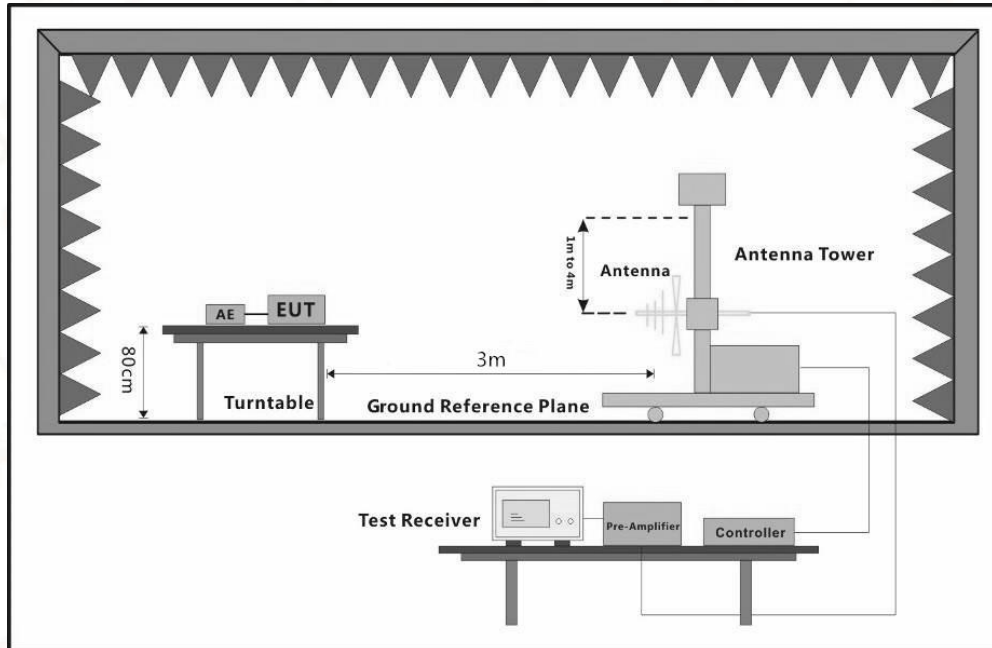
AJT TESTING SERVICES LIMITED

Add: 1/F, No.1, Wenhua South Road, Chenghua Industrial Zone, Chenghai District, Guangdong, China

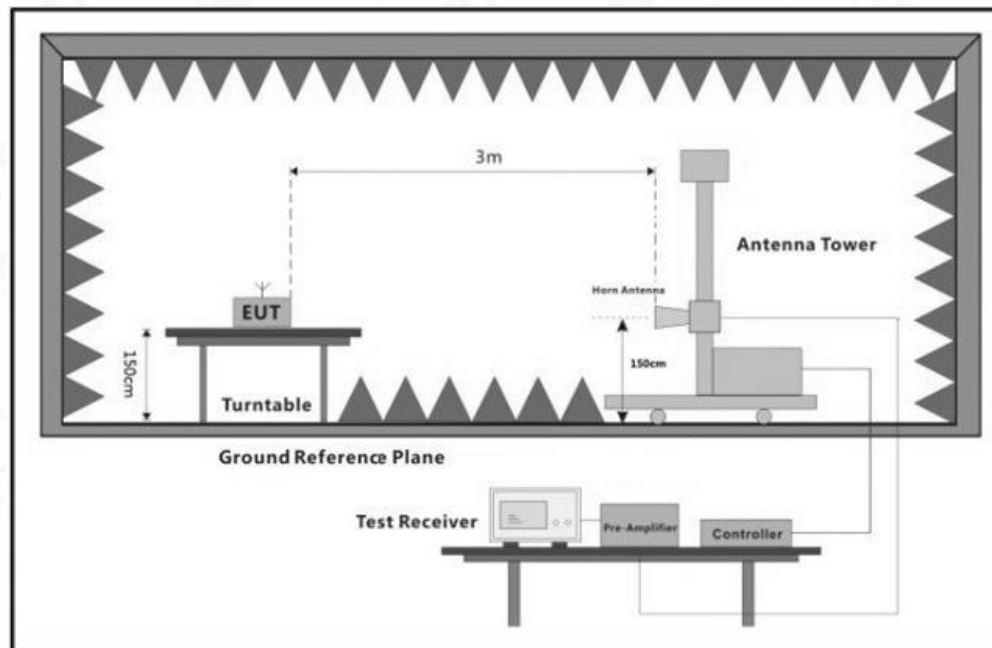
Tel: 86-754-85860999 Fax: 86-754-86984098 Website: www.ajtesting.com Email: info@ajtesting.com

Page 7 of 26





30MHz-1000MHz



Above 1GHz

This report sets forth our findings solely with respect to the test samples identified herein. The results set forth in this report are not indicative or representative of the quality or characteristics of the lot from which a test sample was taken or any similar or identical product unless specifically and expressly noted. Disagreement against this test report, if any, should be filed with to our company in writing within 15 days of receiving the report. Any copying or replication of this report to or for any other person or entity, or use of our name or trademark, is permitted only with our prior written permission.

AJT TESTING SERVICES LIMITED

Add: 1/F, No.1, Wenhua South Road, Chenghua Industrial Zone, Chenghai District, Guangdong, China

Tel: 86-754-85860999 Fax: 86-754-86984098

Website: www.ajtesting.com

Email: info@ajtesting.com





Test Report



中国认可
国际互认
检测
TESTING
CNAS L4735

No.: AJT210806017E

5.1.3 Test Limits

Emissions radiated outside of the specified bands, shall be according to the general radiated limits in 15.209 as following:

Frequencies (MHz)	Field Strength (microvolts/meter)	Measurement Distance (meters)
0.009 ~ 0.490	2400/F(kHz)	300
0.490 ~ 1.705	24000/F(kHz)	30
1.705 ~ 30.0	30	30
30 ~ 88	100	3
88 ~ 216	150	3
216 ~ 960	200	3
Above 960	500	3

According to §15.249(a), the field strength of emissions from intentional radiators operated within these frequency bands shall comply with the following:

Fundamental Frequency	Filed Strength of Fundamental (milli-volts/meter)	Field Strength of Harmonics (micro-volts/meter)
902 ~ 928 MHz	50	500
2400 ~ 2483.5 MHz	50	500
5725 ~5875 MHz	50	500
24.0 ~24.25 GHz	250	2500

The emission limit in this paragraph is based on measurement instrumentation employing an average detector. The provisions in §15.35 for limiting peak emissions apply.

Note:

1. The lower limit shall apply at the transition frequencies.
2. Emission level (dBμV/m) = 20 log Emission level (μV/m).
3. As shown in 15.35(b), for frequencies above 1000MHz, the field strength limits are based on average detector, however, the peak field strength of any emission shall not exceed the maximum permitted average limits, specified above by more than 20dB under any condition of modulation.
4. Emission from 9kHz to 30MHz is more than 20dB below the limit.

This report sets forth our findings solely with respect to the test samples identified herein. The results set forth in this report are not indicative or representative of the quality or characteristics of the lot from which a test sample was taken or any similar or identical product unless specifically and expressly noted. Disagreement against this test report, if any, should be filed with to our company in writing within 15 days of receiving the report. Any copying or replication of this report to or for any other person or entity, or use of our name or trademark, is permitted only with our prior written permission.

AJT TESTING SERVICES LIMITED

Add: 1/F, No.1, Wenhua South Road, Chenghua Industrial Zone, Chenghai District, Guangdong, China
Tel: 86-754-85860999 Fax: 86-754-86984098 Website: www.ajtesting.com Email: info@ajtesting.com



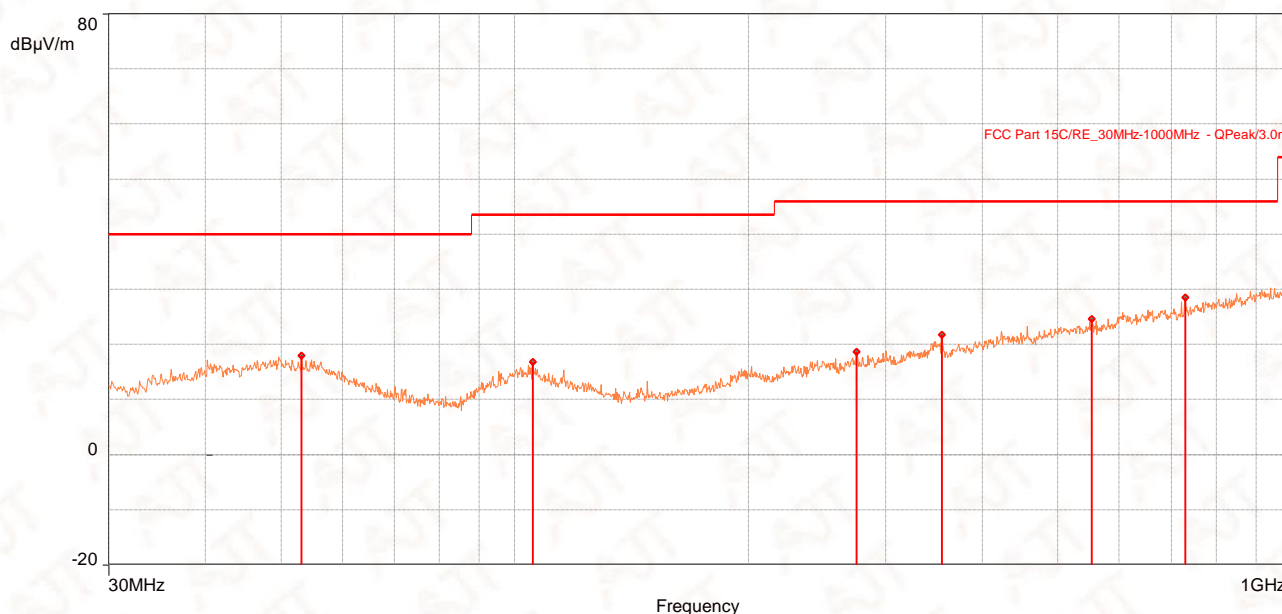
5.1.4 Test Results

The disturbance below 30MHz was very low, and the above harmonics were the highest point could be found when testing, so only the above harmonics had been displayed.

5.1.4.1 Radiated Emissions Test (Below 1GHz)

Test Point	Operation Mode	Result
Horizontal	TX mode	PASS

EUT Name	BUMPER BUDDY REMOTE CONTROL
Operating Condition	DC: 3.0V(AAA*2)
Test Condition	Ambient Temperature: 28°C Humidity: 65%RH



Frequency (MHz)	Peak (dBμV/m)	QP (dBμV/m)	QP Lim. (dBμV/m)	Margin (dB)	Angle (°)	Height (m)	Polarization
53.183	17.96	/	40.00	-22.04	0.00	1.99	Horizontal
105.466	16.82	/	43.50	-26.68	231.00	1.01	Horizontal
275.216	18.65	/	46.00	-27.35	31.00	1.99	Horizontal
354.465	21.69	/	46.00	-24.31	238.00	1.01	Horizontal
552.733	24.63	/	46.00	-21.37	331.00	1.01	Horizontal
729.564	28.56	/	46.00	-17.44	222.00	1.99	Horizontal

- 1.QP is abbreviation of Quasi-Peak
- 2.Margin = Emission Level - Limit Value
- 3.The emission levels of other frequencies were more than 20dB margin against the limit

This report sets forth our findings solely with respect to the test samples identified herein. The results set forth in this report are not indicative or representative of the quality or characteristics of the lot from which a test sample was taken or any similar or identical product unless specifically and expressly noted. Disagreement against this test report, if any, should be filed with to our company in writing within 15 days of receiving the report. Any copying or replication of this report to or for any other person or entity, or use of our name or trademark, is permitted only with our prior written permission.

AJT TESTING SERVICES LIMITED

Add: 1/F, No.1, Wenhua South Road, Chenghua Industrial Zone, Chenghai District, Guangdong, China
Tel: 86-754-85860999 Fax: 86-754-86984098 Website: www.ajtesting.com Email: info@ajtesting.com





Test Report

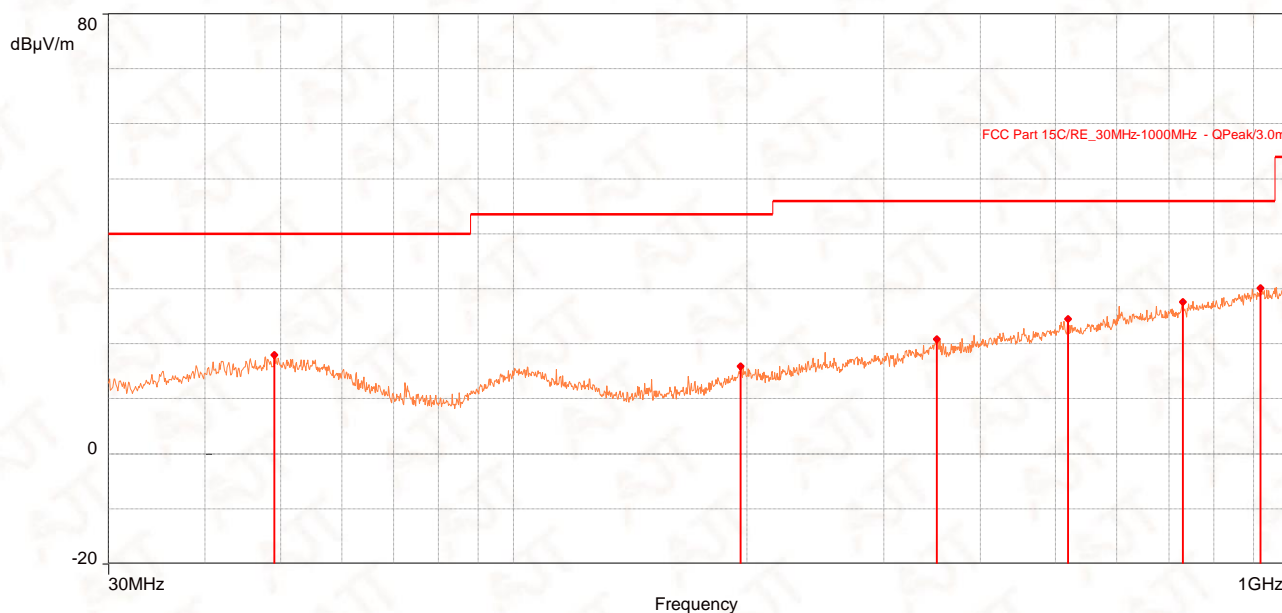


中国认可
国际互认
检测
TESTING
CNAS L4735

No.: AJT210806017E

Test Point	Operation Mode	Result
Vertical	TX mode	PASS

EUT Name	BUMPER BUDDY REMOTE CONTROL
Operating Condition	DC: 3.0V(AAA*2)
Test Condition	Ambient Temperature: 28°C Humidity: 65%RH



Frequency (MHz)	Peak (dBμV/m)	QP (dBμV/m)	QP Lim. (dBμV/m)	Margin (dB)	Angle (°)	Height (m)	Polarization
49.109	17.96	/	40.00	-22.04	32.00	1.99	Vertical
196.355	15.87	/	43.50	-27.63	334.00	1.99	Vertical
351.361	20.84	/	46.00	-25.16	357.00	1.00	Vertical
519.268	24.48	/	46.00	-21.52	6.00	1.00	Vertical
730.049	27.61	/	46.00	-18.39	119.00	1.99	Vertical
918.714	30.14	/	46.00	-15.86	233.00	1.00	Vertical

- 1.QP is abbreviation of Quasi-Peak
- 2.Margin = Emission Level - Limit Value
- 3.The emission levels of other frequencies were more than 20dB margin against the limit

This report sets forth our findings solely with respect to the test samples identified herein. The results set forth in this report are not indicative or representative of the quality or characteristics of the lot from which a test sample was taken or any similar or identical product unless specifically and expressly noted. Disagreement against this test report, if any, should be filed with to our company in writing within 15 days of receiving the report. Any copying or replication of this report to or for any other person or entity, or use of our name or trademark, is permitted only with our prior written permission.

AJT TESTING SERVICES LIMITED

Add: 1/F, No.1, Wenhua South Road, Chenghua Industrial Zone, Chenghai District, Guangdong, China
Tel: 86-754-85860999 Fax: 86-754-86984098 Website: www.ajtesting.com Email: info@ajtesting.com





Test Report



中国认可
国际互认
检测
TESTING
CNAS L4735

No.: AJT210806017E

5.1.4.2 Radiated Emissions Test (Above 1GHz)

EUT Name	BUMPER BUDDY REMOTE CONTROL		
Channel	The Lowest Channel (2405MHz)	Detector Function	Peak (PK) Average (AV)
Frequency Range	Above 1GHz	Result	PASS

Antenna Polarity & Test Distance: Horizontal At 3m								
Frequency (MHz)	Emission Level (dBμV/m)	Limit (dBμV/m)	Margin (dB)	Height (m)	Angle (°)	Polarization	Correction (dB)	Detector
2390.04	30.56	54.00	-23.44	1.52	343.00	Horizontal	-13.89	Average
2400	38.47	54.00	-15.53	1.52	338.00	Horizontal	-13.89	Average
*2405.04	64.29	94.00	-29.71	1.52	338.00	Horizontal	-13.89	Average
4809.7	48.43	54.00	-5.57	1.98	157.00	Horizontal	-13.89	Average
7215.2	34.50	54.00	-19.50	1.01	134.00	Horizontal	-13.89	Average
2390.04	44.45	74.00	-29.55	1.52	343.00	Horizontal	-2.58	Peak
2400	52.36	74.00	-21.64	1.52	338.00	Horizontal	-2.53	Peak
*2405.04	78.18	114.00	-35.82	1.52	338.00	Horizontal	-2.48	Peak
4809.7	62.32	74.00	-11.68	1.98	157.00	Horizontal	2.48	Peak
7215.2	48.39	74.00	-25.61	1.01	134.00	Horizontal	8.14	Peak
Antenna Polarity & Test Distance: Vertical At 3m								
Frequency (MHz)	Emission Level (dBμV/m)	Limit (dBμV/m)	Margin (dB)	Height (m)	Angle (°)	Polarization	Correction (dB)	Detector
2390.04	31.33	54.00	-22.67	1.50	164.00	Vertical	-13.89	Average
2400	40.00	54.00	-14.00	1.50	177.00	Vertical	-13.89	Average
*2405.04	66.04	94.00	-27.96	1.50	177.00	Vertical	-13.89	Average
4809.7	48.27	54.00	-5.73	1.99	197.00	Vertical	-13.89	Average
7215.2	33.04	54.00	-20.96	1.00	274.00	Vertical	-13.89	Average
2390.04	45.22	74.00	-28.78	1.50	164.00	Vertical	-2.58	Peak
2400	53.89	74.00	-20.11	1.50	177.00	Vertical	-2.53	Peak
*2405.04	79.93	114.00	-34.07	1.50	177.00	Vertical	-2.48	Peak
4809.7	62.16	74.00	-11.84	1.99	197.00	Vertical	2.48	Peak
7215.2	46.93	74.00	-27.07	1.00	274.00	Vertical	8.14	Peak

This report sets forth our findings solely with respect to the test samples identified herein. The results set forth in this report are not indicative or representative of the quality or characteristics of the lot from which a test sample was taken or any similar or identical product unless specifically and expressly noted. Disagreement against this test report, if any, should be filed with to our company in writing within 15 days of receiving the report. Any copying or replication of this report to or for any other person or entity, or use of our name or trademark, is permitted only with our prior written permission.

AJT TESTING SERVICES LIMITED

Add: 1/F, No.1, Wenhua South Road, Chenghua Industrial Zone, Chenghai District, Guangdong, China
Tel: 86-754-85860999 Fax: 86-754-86984098 Website: www.ajtesting.com Email: info@ajtesting.com



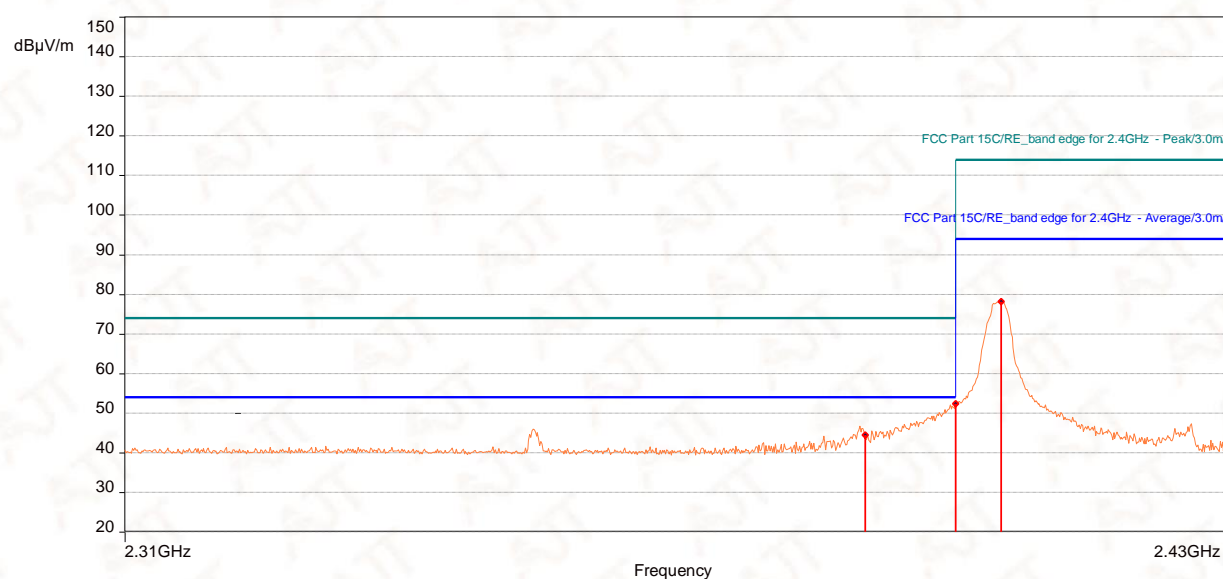
No.: AJT210806017E

Remarks:

1. Emission level (dBμV/m) = Raw Value (dBμV) + Correction Factor (dB/m)
2. Correction Factor (dB/m) = Antenna Factor (dB/m) + Cable Factor (dB)
3. The emission levels of other frequencies were more than 20dB margin against the limit.
4. Margin = Emission level - Limit value
5. " * ": Fundamental frequency.
6. The average value of fundamental frequency is: Average value = Peak value + AV factor, where the AV factor is calculated from following formula: AV factor = $20 \log(\text{Duty cycle}) = 20 \log(20.21\%) = -13.89\text{dB}$, please see 5.1.4.3.

Band Edge Plot

2405MHz Horizontal



2405MHz Vertical

This report sets forth our findings solely with respect to the test samples identified herein. The results set forth in this report are not indicative or representative of the quality or characteristics of the lot from which a test sample was taken or any similar or identical product unless specifically and expressly noted. Disagreement against this test report, if any, should be filed with to our company in writing within 15 days of receiving the report. Any copying or replication of this report to or for any other person or entity, or use of our name or trademark, is permitted only with our prior written permission.

AJT TESTING SERVICES LIMITED

Add: 1/F, No.1, Wenhua South Road, Chenghua Industrial Zone, Chenghai District, Guangdong, China

Tel: 86-754-85860999 Fax: 86-754-86984098 Website: www.ajtesting.com Email: info@ajtesting.com



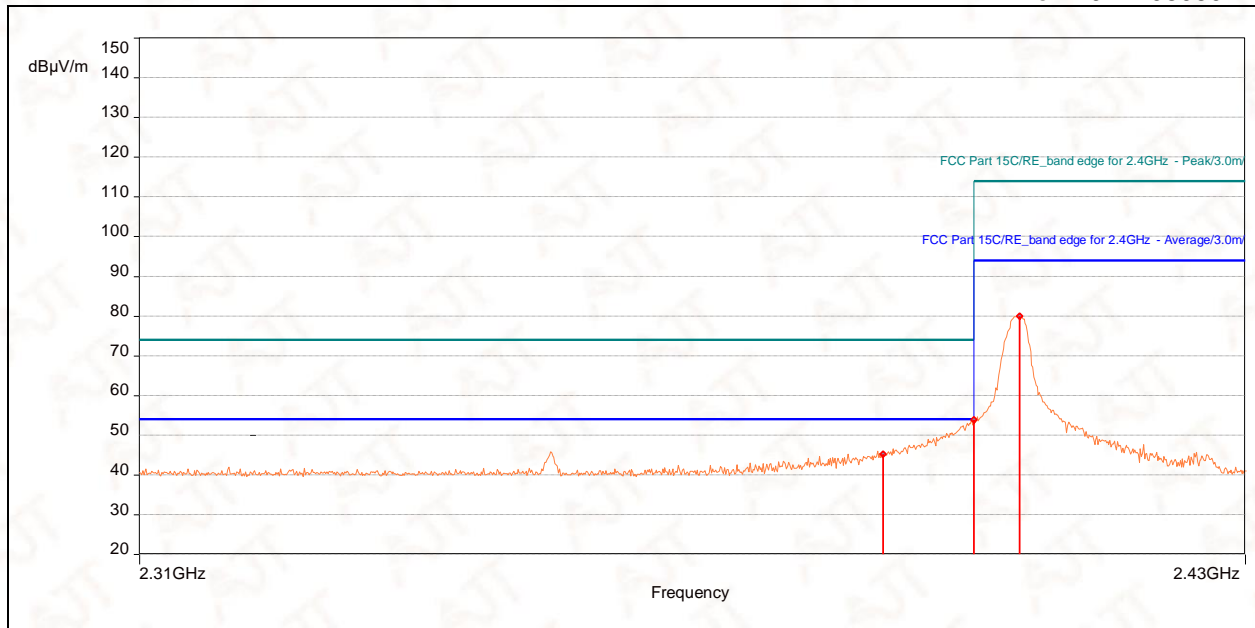


Test Report



中国认可
国际互认
检测
TESTING
CNAS L4735

No.: AJT210806017E



This report sets forth our findings solely with respect to the test samples identified herein. The results set forth in this report are not indicative or representative of the quality or characteristics of the lot from which a test sample was taken or any similar or identical product unless specifically and expressly noted. Disagreement against this test report, if any, should be filed with to our company in writing within 15 days of receiving the report. Any copying or replication of this report to or for any other person or entity, or use of our name or trademark, is permitted only with our prior written permission.

AJT TESTING SERVICES LIMITED

Add: 1/F, No.1, Wenhua South Road, Chenghua Industrial Zone, Chenghai District, Guangdong, China

Tel: 86-754-85860999 Fax: 86-754-86984098 Website: www.ajtesting.com Email: info@ajtesting.com

Page 14 of 26





Test Report



中国认可
国际互认
检测
TESTING
CNAS L4735

No.: AJT210806017E

EUT Name	BUMPER BUDDY REMOTE CONTROL		
Channel	The Middle Channel (2440mhz)	Detector Function	Peak (PK) Average (AV)
Frequency Range	Above 1GHz	Result	PASS

Antenna Polarity & Test Distance: Horizontal At 3m								
Frequency (MHz)	Emission Level (dBμV/m)	Limit (dBμV/m)	Margin (dB)	Height (m)	Angle (°)	Polarization	Correction (dB)	Detector
*2439.9965	67.43	94.00	-26.57	1.48	350.00	Horizontal	-13.89	Average
4879.4	49.02	54.00	-4.98	1.98	147.00	Horizontal	-13.89	Average
7320.6	35.13	54.00	-18.87	1.01	150.00	Horizontal	-13.89	Average
*2439.9965	81.32	114.00	-32.68	1.48	350.00	Horizontal	-2.55	Peak
4879.4	62.91	74.00	-11.09	1.98	147.00	Horizontal	1.71	Peak
7320.6	49.02	74.00	-24.98	1.01	150.00	Horizontal	7.93	Peak
Antenna Polarity & Test Distance: Vertical At 3m								
Frequency (MHz)	Emission Level (dBμV/m)	Limit (dBμV/m)	Margin (dB)	Height (m)	Angle (°)	Polarization	Correction (dB)	Detector
*2439.9965	68.57	94.00	-25.43	1.50	173.00	Vertical	-13.89	Average
4879.4	46.92	54.00	-7.08	2.00	76.00	Vertical	-13.89	Average
7320.6	34.49	54.00	-19.51	1.01	262.00	Vertical	-13.89	Average
*2439.9965	82.46	114.00	-31.54	1.50	173.00	Vertical	-2.55	Peak
4879.4	60.81	74.00	-13.19	2.00	76.00	Vertical	1.71	Peak
7320.6	48.38	74.00	-25.62	1.01	262.00	Vertical	7.93	Peak
Remarks: 1. Emission level (dBμV/m) = Raw Value (dBμV) + Correction Factor (dB/m) 2. Correction Factor (dB/m) = Antenna Factor (dB/m) + Cable Factor (dB) 3. The emission levels of other frequencies were more than 20dB margin against the limit. 4. Margin = Emission level - Limit value 5. " * ": Fundamental frequency. 6. The average value of fundamental frequency is: Average value = Peak value +AV factor, where the AV factor is calculated from following formula: AV factor=20 log (Duty cycle) = 20 log (20.21%) = -13.89dB, please see 5.1.4.3..								

This report sets forth our findings solely with respect to the test samples identified herein. The results set forth in this report are not indicative or representative of the quality or characteristics of the lot from which a test sample was taken or any similar or identical product unless specifically and expressly noted. Disagreement against this test report, if any, should be filed with to our company in writing within 15 days of receiving the report. Any copying or replication of this report to or for any other person or entity, or use of our name or trademark, is permitted only with our prior written permission.

AJT TESTING SERVICES LIMITED

Add: 1/F, No.1, Wenhua South Road, Chenghua Industrial Zone, Chenghai District, Guangdong, China
Tel: 86-754-85860999 Fax: 86-754-86984098 Website: www.ajtesting.com Email: info@ajtesting.com





Test Report



中国认可
国际互认
检测
TESTING
CNAS L4735

No.: AJT210806017E

EUT Name	BUMPER BUDDY REMOTE CONTROL		
Channel	The Highest Channel (2479MHz)	Detector Function	Peak (PK) Average (AV)
Frequency Range	Above 1GHz	Result	PASS

Antenna Polarity & Test Distance: Horizontal At 3m								
Frequency (MHz)	Emission Level (dBμV/m)	Limit (dBμV/m)	Margin (dB)	Height (m)	Angle (°)	Polarization	Correction (dB)	Detector
*2479	68.75	94.00	-25.25	1.51	343.00	Horizontal	-13.89	Average
2483.5	42.54	54.00	-11.46	1.51	0.00	Horizontal	-13.89	Average
4879.4	49.02	54.00	-4.98	1.98	147.00	Horizontal	-13.89	Average
7320.6	35.13	54.00	-18.87	1.01	150.00	Horizontal	-13.89	Average
*2479	82.64	114.00	-31.36	1.51	343.00	Horizontal	-2.49	Peak
2483.5	56.43	74.00	-17.57	1.51	0.00	Horizontal	-2.51	Peak
4957.6	65.70	74.00	-8.30	1.98	151.00	Horizontal	2.16	Peak
7437.9	49.91	74.00	-24.09	1.01	151.00	Horizontal	8.33	Peak
Antenna Polarity & Test Distance: Vertical At 3m								
Frequency (MHz)	Emission Level (dBμV/m)	Limit (dBμV/m)	Margin (dB)	Height (m)	Angle (°)	Polarization	Correction (dB)	Detector
*2479	69.28	94.00	-24.72	1.50	171.00	Vertical	-13.89	Average
2483.5	42.86	54.00	-11.14	1.50	180.00	Vertical	-13.89	Average
4879.4	46.92	54.00	-7.08	2.00	76.00	Vertical	-13.89	Average
7320.6	34.49	54.00	-19.51	1.01	262.00	Vertical	-13.89	Average
*2479	83.17	114.00	-30.83	1.50	171.00	Vertical	-2.49	Peak
2483.5	56.75	74.00	-17.25	1.50	180.00	Vertical	-2.51	Peak
4957.6	62.73	74.00	-11.27	1.99	178.00	Vertical	2.16	Peak
7437.9	47.50	74.00	-26.50	1.00	258.00	Vertical	8.33	Peak
Remarks: 1. Emission level (dBμV/m) = Raw Value (dBμV) + Correction Factor (dB/m) 2. Correction Factor (dB/m) = Antenna Factor (dB/m) + Cable Factor (dB) 3. The emission levels of other frequencies were more than 20dB margin against the limit. 4. Margin = Emission level - Limit value 5. " * ": Fundamental frequency. 6. The average value of fundamental frequency is: Average value = Peak value +AV factor, where the AV factor is calculated from following formula: AV factor=20 log (Duty cycle) = 20 log (20.21%) = -13.89dB, please see 5.1.4.3.								

This report sets forth our findings solely with respect to the test samples identified herein. The results set forth in this report are not indicative or representative of the quality or characteristics of the lot from which a test sample was taken or any similar or identical product unless specifically and expressly noted. Disagreement against this test report, if any, should be filed with to our company in writing within 15 days of receiving the report. Any copying or replication of this report to or for any other person or entity, or use of our name or trademark, is permitted only with our prior written permission.

AJT TESTING SERVICES LIMITED

Add: 1/F, No.1, Wenhua South Road, Chenghua Industrial Zone, Chenghai District, Guangdong, China
 Tel: 86-754-85860999 Fax: 86-754-86984098 Website: www.ajtesting.com Email: info@ajtesting.com





Test Report

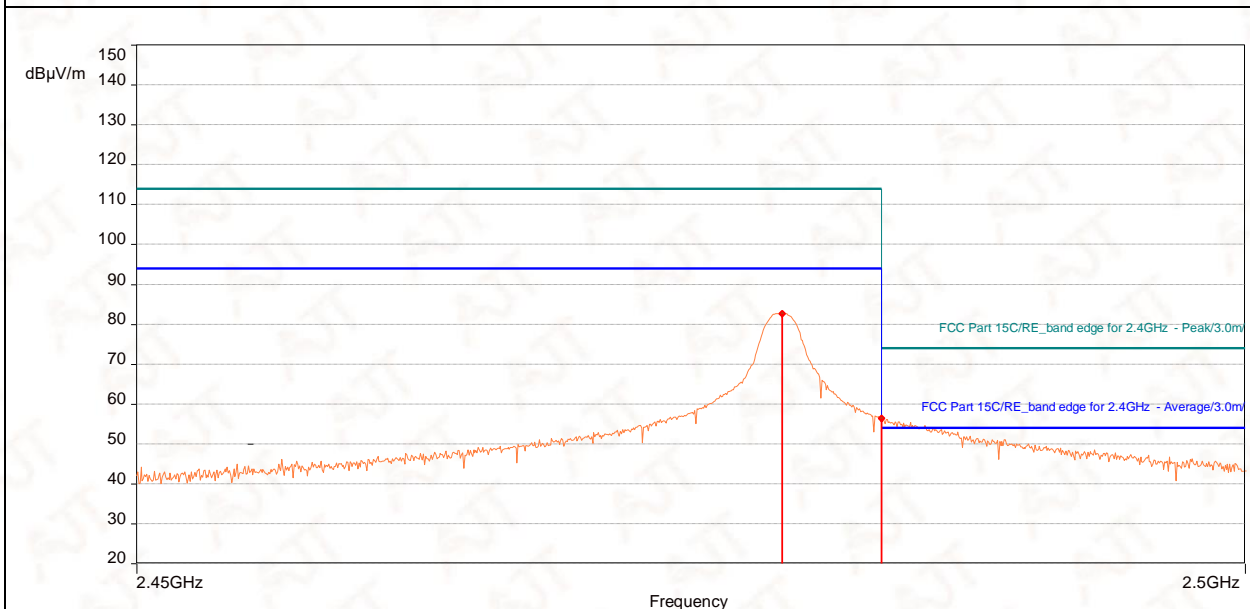


中国认可
国际互认
检测
TESTING
CNAS L4735

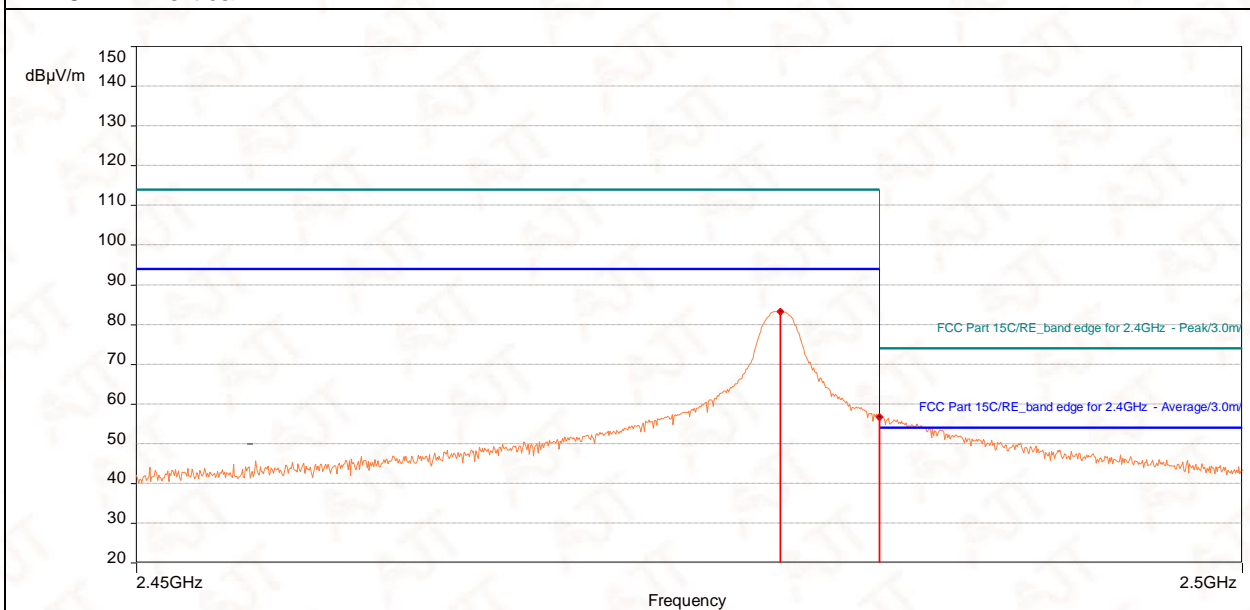
No.: AJT210806017E

Band Edge Plot

2479MHz Horizontal



2479MHz Vertical



This report sets forth our findings solely with respect to the test samples identified herein. The results set forth in this report are not indicative or representative of the quality or characteristics of the lot from which a test sample was taken or any similar or identical product unless specifically and expressly noted. Disagreement against this test report, if any, should be filed with to our company in writing within 15 days of receiving the report. Any copying or replication of this report to or for any other person or entity, or use of our name or trademark, is permitted only with our prior written permission.

AJT TESTING SERVICES LIMITED

Add: 1/F, No.1, Wenhua South Road, Chenghua Industrial Zone, Chenghai District, Guangdong, China

Tel: 86-754-85860999 Fax: 86-754-86984098 Website: www.ajtesting.com Email: info@ajtesting.com





Test Report



中国认可
国际互认
检测
TESTING
CNAS L4735

No.: AJT210806017E

5.1.4.3 Calculation of Average Factor

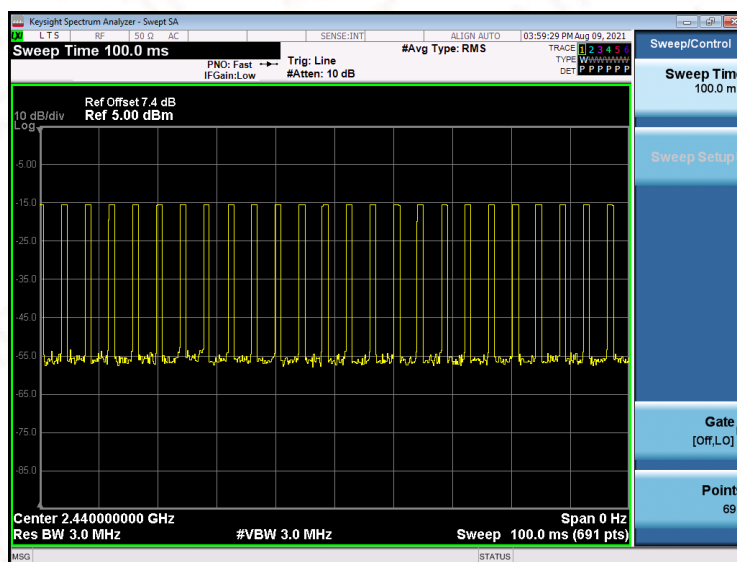
Effective period of the cycle = 0.827ms

The duration of one cycle = 4.092ms

Duty Cycle = 0.827ms / 4.092ms = 20.21%

Averaging factor in dB = 20 log (duty cycle) = 20 log (20.21%) = -13.89dB

100ms Duty Cycle



This report sets forth our findings solely with respect to the test samples identified herein. The results set forth in this report are not indicative or representative of the quality or characteristics of the lot from which a test sample was taken or any similar or identical product unless specifically and expressly noted. Disagreement against this test report, if any, should be filed with to our company in writing within 15 days of receiving the report. Any copying or replication of this report to or for any other person or entity, or use of our name or trademark, is permitted only with our prior written permission.

AJT TESTING SERVICES LIMITED

Add: 1/F, No.1, Wenhua South Road, Chenghua Industrial Zone, Chenghai District, Guangdong, China

Tel: 86-754-85860999 Fax: 86-754-86984098 Website: www.ajtesting.com Email: info@ajtesting.com





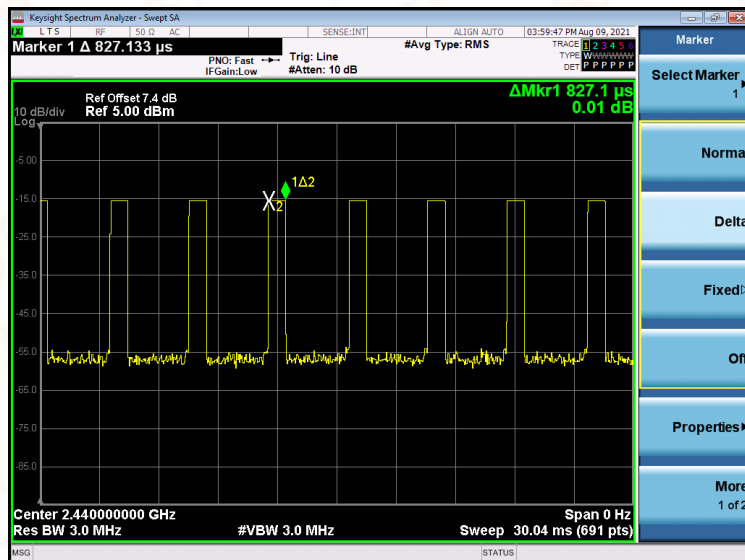
Test Report



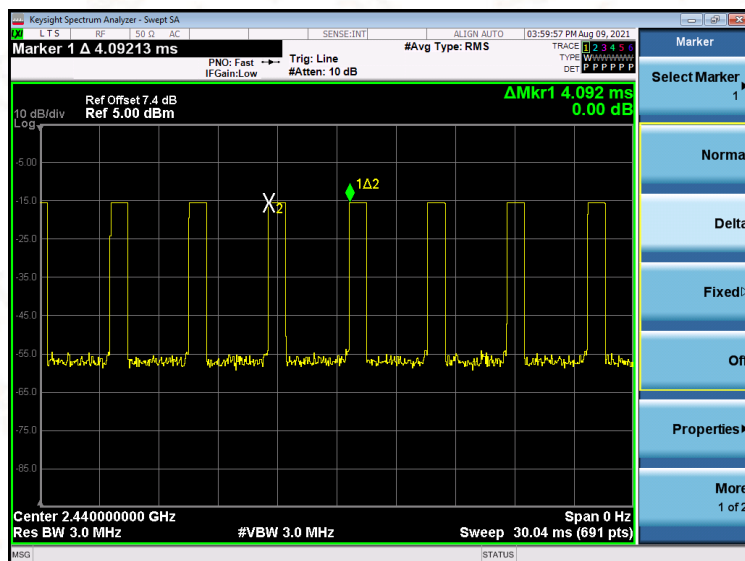
中国认可
国际互认
检测
TESTING
CNAS L4735

No.: AJT210806017E

Ton of one cycle



The duration of one cycle



This report sets forth our findings solely with respect to the test samples identified herein. The results set forth in this report are not indicative or representative of the quality or characteristics of the lot from which a test sample was taken or any similar or identical product unless specifically and expressly noted. Disagreement against this test report, if any, should be filed with to our company in writing within 15 days of receiving the report. Any copying or replication of this report to or for any other person or entity, or use of our name or trademark, is permitted only with our prior written permission.

AJT TESTING SERVICES LIMITED

Add: 1/F, No.1, Wenhua South Road, Chenghua Industrial Zone, Chenghai District, Guangdong, China

Tel: 86-754-85860999 Fax: 86-754-86984098 Website: www.ajtesting.com Email: info@ajtesting.com



5.2 20dB Bandwidth

For test instruments and accessories used see section 6

5.2.1 Test Procedures

- (1) Check the calibration of the measuring instrument using either an internal calibrator or a known signal from an external generator.
- (2) Turn on the EUT and connect it to measurement instrument. Then set it to any one convenient frequency within its operating range. Set a reference level on the measuring instrument equal to the highest peak value.
- (3) Measure the frequency difference of two frequencies that were attenuated 20dB from the reference level. Record the frequency difference as the emission bandwidth.
- (4) Repeat above procedures until all frequencies measured were complete.

5.2.2 Test Setup



5.2.3 Test Limits

According to FCC 15.215(c), must be designed to ensure that the 20dB bandwidth of the emission, or whatever bandwidth may otherwise be specified in the specific rule section under which the equipment operates, is contained within the frequency band designated in the rule section under which the equipment is operated.

5.2.4 Test Results

Channel	frequency (MHz)	F _L (MHz)	F _H (MHz)	20dB Bandwidth (MHz)
The lowest channel	2405	2403.940	2405.708	1.768
The middle channel	2440	2439.116	2440.660	1.544
The highest channel	2479	2478.552	2479.572	1.02

This report sets forth our findings solely with respect to the test samples identified herein. The results set forth in this report are not indicative or representative of the quality or characteristics of the lot from which a test sample was taken or any similar or identical product unless specifically and expressly noted. Disagreement against this test report, if any, should be filed with to our company in writing within 15 days of receiving the report. Any copying or replication of this report to or for any other person or entity, or use of our name or trademark, is permitted only with our prior written permission.

AJT TESTING SERVICES LIMITED

Add: 1/F, No.1, Wenhua South Road, Chenghua Industrial Zone, Chenghai District, Guangdong, China

Tel: 86-754-85860999 Fax: 86-754-86984098 Website: www.ajtesting.com Email: info@ajtesting.com





中国认可
国际互认
检测
TESTING
CNAS L4735

Test Report

No.: AJT210806017E



2405MHz



2440MHz

This report sets forth our findings solely with respect to the test samples identified herein. The results set forth in this report are not indicative or representative of the quality or characteristics of the lot from which a test sample was taken or any similar or identical product unless specifically and expressly noted. Disagreement against this test report, if any, should be filed with to our company in writing within 15 days of receiving the report. Any copying or replication of this report to or for any other person or entity, or use of our name or trademark, is permitted only with our prior written permission.

AJT TESTING SERVICES LIMITED

Add: 1/F, No.1, Wenhua South Road, Chenghua Industrial Zone, Chenghai District, Guangdong, China

Tel: 86-754-85860999 Fax: 86-754-86984098 Website: www.ajtesting.com Email: info@ajtesting.com

Page 21 of 26



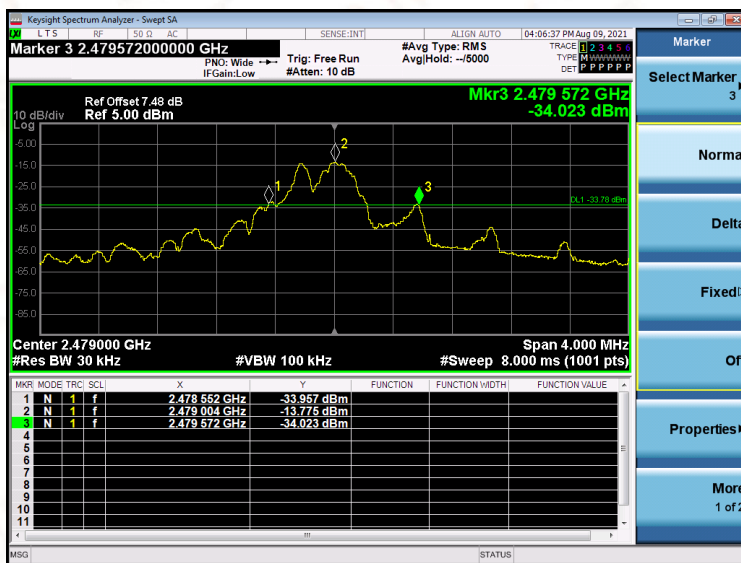


Test Report



中国认可
国际互认
检测
TESTING
CNAS L4735

No.: AJT210806017E



2479MHz

This report sets forth our findings solely with respect to the test samples identified herein. The results set forth in this report are not indicative or representative of the quality or characteristics of the lot from which a test sample was taken or any similar or identical product unless specifically and expressly noted. Disagreement against this test report, if any, should be filed with to our company in writing within 15 days of receiving the report. Any copying or replication of this report to or for any other person or entity, or use of our name or trademark, is permitted only with our prior written permission.

AJT TESTING SERVICES LIMITED

Add: 1/F, No.1, Wenhua South Road, Chenghua Industrial Zone, Chenghai District, Guangdong, China

Tel: 86-754-85860999 Fax: 86-754-86984098 Website: www.ajtesting.com Email: info@ajtesting.com

Page 22 of 26



No.: AJT210806017E

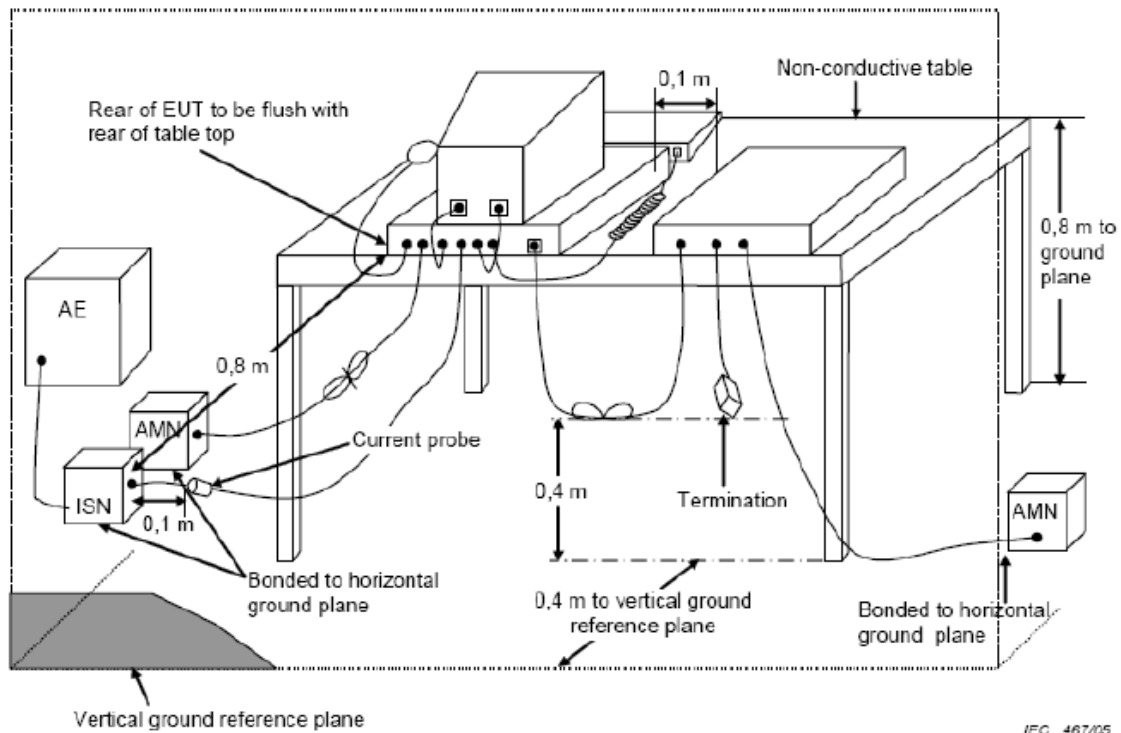
5.3 Conducted Emission (CE)

For test instruments and accessories used see section 6

5.3.1 Test Procedures

The PC Power connected to the power mains through a line impedance stabilization network (L.I.S.N.#2). This provides a 50 ohm coupling impedance for the EUT. Please refer the block diagram of the test setup and photographs. The other peripheral devices power cord connected to the power mains through a line impedance stabilization network (L.I.S.N.#1). Power on the PC and let it work normally, we use a keyboard test software, let EUT working in test mode, then test it. Both sides of AC line are checked to find out the maximum conducted emission. In order to find the maximum emission levels, the relative positions of equipment and all of the interface cables shall be changed according to RSS-Gen issue 5 on Conducted Emission Test.

5.3.2 Test Setup



IEC 467/05

This report sets forth our findings solely with respect to the test samples identified herein. The results set forth in this report are not indicative or representative of the quality or characteristics of the lot from which a test sample was taken or any similar or identical product unless specifically and expressly noted. Disagreement against this test report, if any, should be filed with to our company in writing within 15 days of receiving the report. Any copying or replication of this report to or for any other person or entity, or use of our name or trademark, is permitted only with our prior written permission.

AJT TESTING SERVICES LIMITED

Add: 1/F, No.1, Wenhua South Road, Chenghua Industrial Zone, Chenghai District, Guangdong, China
Tel: 86-754-85860999 Fax: 86-754-86984098 Website: www.ajtesting.com Email: info@ajtesting.com

Page 23 of 26





Test Report



中国认可
国际互认
检测
TESTING
CNAS L4735

No.: AJT210806017E

5.3.3 Test Limits

Standard: RSS-Gen Issue 5 clause 8.8		
Frequency of emission (MHz)	Maximum RF Line Voltage	
	Quasi-Peak Level dB(μV)	Average Level dB(μV)
0.15-0.5	66 to 56*	56 to 46*
0.5-5	56	46
5-30	60	50

Notes: 1. * Decreasing linearly with logarithm of frequency.
2. The lower limit shall apply at the transition frequencies.

5.3.4 Test Results

Not Applicable

Note: The device is a DC power supply and does not apply to conducted emissions.

5.4 Antenna Requirements

5.4.1 Test Standard:

FCC Part 15, Subpart C 15.203

5.4.2 Standard Requirement:

An intentional radiator shall be designed to ensure that no antenna other than that furnished by the responsible party shall be used with the device. The use of a permanently attached antenna or of an antenna that uses a unique coupling to the intentional radiator, the manufacturer may design the unit so that a broken antenna can be replaced by the user. but the use of a standard antenna jack or electrical connector is prohibited.

5.4.3 EUT Antenna:

The antenna is integrated on the main PCB and no consideration of replacement. The best case gain of the antenna is 0dBi. Antenna location: Refer to Appendix (Internal photos).

This report sets forth our findings solely with respect to the test samples identified herein. The results set forth in this report are not indicative or representative of the quality or characteristics of the lot from which a test sample was taken or any similar or identical product unless specifically and expressly noted. Disagreement against this test report, if any, should be filed with to our company in writing within 15 days of receiving the report. Any copying or replication of this report to or for any other person or entity, or use of our name or trademark, is permitted only with our prior written permission.

AJT TESTING SERVICES LIMITED

Add: 1/F, No.1, Wenhua South Road, Chenghua Industrial Zone, Chenghai District, Guangdong, China
Tel: 86-754-85860999 Fax: 86-754-86984098 Website: www.ajtesting.com Email: info@ajtesting.com

Page 24 of 26





Test Report



中国认可
国际互认
检测
TESTING
CNAS L4735

No.: AJT210806017E

6 Test Equipment

Item	Test Equipment	Manufacturer	Model No.	Serial No.	Last Cal.	Next Cal.
1	Spectrum Analyzer	Keysight	N9010A	MY51120099	2021/07/16	2022/07/16
2	JS0806-2 RF Control Unit	Tonscend	JS0806-2	188060124	2020/12/18	2021/12/18
3	Broadband Preamplifier	SCHWARZBECK	BBV 9743B	00067	2021/03/28	2022/03/28
4	Broadband Preamplifier	SCHWARZBECK	BBV 9718B	00002	2021/03/28	2022/03/28
5	EMI Test Receiver	ROHDE & SCHWARZ	ESR3	102452	2021/07/16	2022/07/16
6	Trilog Broadband Antenna	SCHWARZBECK	VULB 9163	9163-1127	2021/07/12	2022/07/12
7	Horn Antenna	SCHWARZBECK	BBHA 9120D	01829	2021/06/28	2022/06/28
8	DC Power Supply	SIGLENT	SPD1168X	SPD1XEAD3 R 0167	2021/07/16	2022/07/16
9	Vector Signal Generator	Keysight	N5172B	MY53052255	2021/07/16	2022/07/16
10	Analog Signal Generator	Keysight	N5171B	MY53051692	2021/07/16	2022/07/16
11	Temperature Humidity Chamber	Yiheng	BPS-50CB	191005684	2020/12/07	2021/12/07
12	Temperature and Humidity Indicator	JianDaRenKe	Cos-03	612058	2021/06/29	2022/06/29
13	BAT-EMC Testing (Test Software)	NEXIO	BAT-EMC	Version: 3.16.0.74	N/A	N/A
14	JS1120-3 Test System (Test Software)	Tonscend	JS1120-3	Version: 2.5.77.0418	N/A	N/A
15	Double Ridge Guide Horn Antennas	A.H.Systems	SAS-574	588	2021/07/16	2022/07/16
16	Active Loop Antenna	BeiJing DaZe technology co. LTD	ZN30900C	15015	2021/04/08	2022/04/08

This report sets forth our findings solely with respect to the test samples identified herein. The results set forth in this report are not indicative or representative of the quality or characteristics of the lot from which a test sample was taken or any similar or identical product unless specifically and expressly noted. Disagreement against this test report, if any, should be filed with to our company in writing within 15 days of receiving the report. Any copying or replication of this report to or for any other person or entity, or use of our name or trademark, is permitted only with our prior written permission.

AJT TESTING SERVICES LIMITED

Add: 1/F, No.1, Wenhua South Road, Chenghua Industrial Zone, Chenghai District, Guangdong, China
Tel: 86-754-85860999 Fax: 86-754-86984098 Website: www.ajtesting.com Email: info@ajtesting.com





Test Report



中国认可
国际互认
检测
TESTING
CNAS L4735

No.: AJT210806017E

7 Test Photographs

Referring to – “Test Setup Photos of BUMPER BUDDY REMOTE CONTROL (2008)”.

8 Photos of the EUT

Referring to – “External Photos of BUMPER BUDDY REMOTE CONTROL (2008)” and “Internal Photos of BUMPER BUDDY REMOTE CONTROL (2008)”.

9 Manufacturer/ Approval Holder Declaration

The following identical model(s):

/

Belong to the tested device:

Product Description: BUMPER BUDDY REMOTE CONTROL
Model No.: BB-000

END OF TEST REPORT

This report sets forth our findings solely with respect to the test samples identified herein. The results set forth in this report are not indicative or representative of the quality or characteristics of the lot from which a test sample was taken or any similar or identical product unless specifically and expressly noted. Disagreement against this test report, if any, should be filed with to our company in writing within 15 days of receiving the report. Any copying or replication of this report to or for any other person or entity, or use of our name or trademark, is permitted only with our prior written permission.

AJT TESTING SERVICES LIMITED

Add: 1/F, No.1, Wenhua South Road, Chenghua Industrial Zone, Chenghai District, Guangdong, China

Tel: 86-754-85860999 Fax: 86-754-86984098 Website: www.ajtesting.com Email: info@ajtesting.com

Page 26 of 26

