

# LTE USB Modem

User Guide

v1.0 2021.08

## All rights reserved

### **DJ DJI LTD. 2021. All rights reserved.**

Without the written consent of DJ DJI Co., LTD., any unit or individual is not allowed to extract or copy part or all of the contents of this manual without any form of dissemination.

The products described in this manual may contain copyrighted software by DJ DJI Ltd. and any licensor that may exist, unless permission is obtained from the relevant licensor, No one may copy, distribute, modify, extract, decompile, disassemble, decrypt, reverse engineer, lease, transfer, sublicense or otherwise violate the copyright of the software in any form, except that such restrictions are prohibited by applicable law.

### **Import and export control**

If you want to export, re-export or import the products described in this manual (including but not limited to the software and technical data in the products), you shall comply with the applicable import and export control laws and regulations.

### **Children's health**

The device and its accessories may contain some small parts. Please keep the device and its accessories out of the reach of children. Children may inadvertently damage the device and its accessories, or swallow small parts resulting in suffocation or other hazards.


This device is not a toy. Children should use the device under adult supervision.

### **Accessories for**

Use of unapproved or incompatible power supplies, chargers or dual pools may cause fire, explosion or other hazards.

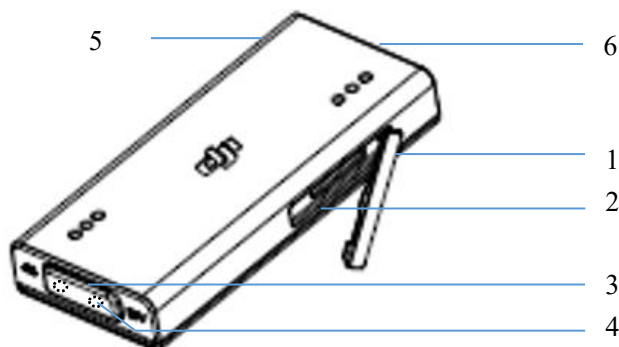
Use only the accessories approved by the device manufacturer and matching the device model. The use of other types of accessories may violate the warranty provisions of the equipment and the relevant regulations of the country where the equipment is located, and may lead to safety accidents. To obtain approved accessories, please contact the authorized service center.

# Disclaimer and Warning

	<p>The LTE USB Modem doesn't include a SIM card. Use a SIM card that is compatible with the product operating frequency and the chosen mobile network provider and select a mobile data plan according to the planned level of usage. Users will bear the cost of these extras.</p> <p>The LTE USB Modem supports nano-SIM cards only.</p> <p>DO NOT touch the LTE USB Modem when it is in use as it may become hot.</p>
---	--

# Introduction

Supporting various network standards and operating bands, the LTE USB Modem can have access to the internet and transmit data between devices through the mobile communication link when using with a nano-SIM card.



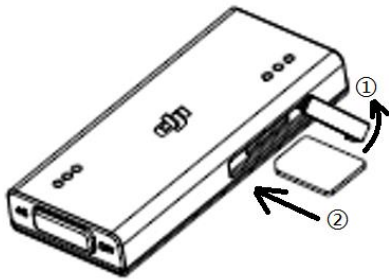
- 1 SIM Card Slot Cover
- 2 SIM Card Slot
- 3 Antenna Ports Cover
- 4 Antenna Ports
- 5 Status Indicator
- 6 USB-C Port

# Installation

## Installing the SIM Card

As shown in Figure A, open the SIM card slot cover on the LTE USB Modem, insert the nano-SIM card into the slot in the direction in the figure, and close the cover.

A.



To remove the SIM card, open the cover and press the SIM card to release it.

## Connecting to a Device

The LTE USB Modem can connect to a computer or other specific devices. Connect the USB-C port on the LTE USB Modem to the corresponding port on a device using an appropriate cable according to the type of the port.

## Status Indicator Descriptions

The LTE USB Modem will power on automatically when the device it connected to is powered on. The status indicator indicates the current working status. Refer to the table below for details.

Indicator Status	Description
Solid green	Strong 4G signal.
Blinks green	Weak 4G signal.
Solid Blue	Strong 3G signal.
Blinks blue	Weak 3G signal.
Solid red	No SIM card detected. Make sure to insert a SIM card in good condition correctly.
Blinks red	SIM card inserted, but no network signal. Check the related service of the SIM card and the network signal nearby.
Blinks green and blue alternatively	Firmware updating.

# Using Software

Connect the modem to a computer to configure APN settings, select network connection mode, update firmware, and reset the modem in the dedicated software for the modem.

1. Visit the official DJI website (<https://www.dji.com>) and download the software in your computer. The software supports Windows 7 or later.
2. Connect the USB-C port on the modem to the computer using a USB-C cable. The status indicator lights up indicating connection is established.
3. Run the software. Go to each page in the software for corresponding configuration.

# Specifications

Technical Standards	TDD-LTE CAT4/FDD-LTE CAT4/WCDMA HSPA+
Operating Frequency Bands	TDD-LTE: B34/38/39/40/41 (194M) FDD-LTE: B1/B2/B3/B4/B5/B7/B8/B12/B13/B18/B19/B20 B25/B26/B28/B66/B71 WCDMA: B1/B2/B4/B5/B6/B8/B19
Max Output Power	TDD-LTE: 25 dBm FDD-LTE: 25 dBm WCDMA: 25 dBm
Interface	USB-C port Nano-SIM card slot TS-5 antenna ports
Antennas	Dual antennas
Dimensions	52.4×23.0×8.0 mm
Weight	Approx. 14 g
Operating Voltage/Current	5 V, 1 A
Operating Temperature	-10° to 40° C (14° to 104° F)
Storage Temperature	-20° to 70° C (-4° to 158° F)

# Disposal and Recycling Information



The crossed-out wheeled-bin symbol on your product reminds you that all electrical and electronic equipment must be taken to separate waste collection points at the end of their lifecycle. It is the responsibility of the user to dispose of the equipment using a designated collection point or service for separate recycling of waste electrical and electronic equipment (WEEE) according to local laws.

Proper collection and recycling of your equipment helps ensure electrical and electronic equipment waste is recycled in a manner that conserves valuable materials and protects human health and the environment, improper handling, accidental breakage, damage, and/or improper recycling at the end of their lifecycle may be harmful for health and environment.

## EU Regulatory Compliance

### Compliance with the RE Directive

Honglink Wireless Solutions Co., Ltd. declares that this device IG830E is in compliance with the essential requirements and other relevant provisions of the RE Directive 2014/53/EU. The full text of the EU declaration of conformity is available at the following internet address: <https://www.dji.com/euro-compliance>

### RF Exposure Information (SAR)

This device is designed not to exceed the emission limits for exposure to radio waves (radio frequency electromagnetic fields) adopted by ICNIRP guidelines and RE Directive 2014/53/EU. The radio wave exposure guidelines use a unit of measurement known as the Specific Absorption Rate, or SAR. The SAR limit is 2W/kg. Testing for SAR are conducted using standard operating positions at 0 mm distance with the device transmitting at its highest certified power level in all tested frequency bands. The highest SAR values for this device is XXX W/Kg.

## Legal information

This device may be operated in all member states of the EU.  
Observe national and local regulations where the device is used.

## Frequency Bands and Power

The maximum radio-frequency power transmitted in the frequency bands in which the radio equipment operates: The maximum power for all bands is less than the highest limit value specified in the related Harmonized Standard.

UMTS Band 1:

UMTS Band 8:

LTE Band 1/3/7/8/20/28/38/40:

## UK Regulatory Compliance

### Compliance with the Regulations 2017 (SI 2017/2016)

Honglink Wireless Solutions Co., Ltd. declares that this device IG830E is in compliance with the essential requirements and other relevant provisions of the UK Radio Equipment Regulations 2017(SI2017/2016).

### RF Exposure Information (SAR)

This device is designed not to exceed the emission limits for exposure to radio waves (radio frequency electromagnetic fields) adopted by Council Recommendation 1999/519/EC, ICNIRP Guidelines, and UK Radio Equipment Regulations 2017 (SI 2017/1206). The radio wave exposure guidelines use a unit of measurement known as the Specific Absorption Rate, or SAR. The SAR limit is 2W/kg. Testing for SAR are conducted using standard operating positions at 0 mm distance with the device transmitting at its highest certified power level in all tested frequency bands. The highest SAR values for this device is XXX W/Kg.

## Frequency Bands and Power

The maximum radio-frequency power transmitted in the frequency bands in which the radio equipment operates: The maximum power for all bands is less than the highest limit value specified in the related Harmonized Standard.

UMTS Band 1:

UMTS Band 8:

LTE Band 1/3/7/8/20/28/38/40:

# FCC Regulatory Compliance

## FCC regulations

This device complies with Part 15 of the FCC Rules. Operation is subject to the following two conditions: (1) this device may not cause harmful interference, and (2) this device must accept any interference received, including interference that may cause undesired operation.

This device has been tested and found to comply with the limits for a Class B digital device, pursuant to Part 15 of the FCC Rules. These limits are designed to provide reasonable protection against harmful interference in a residential installation.

This equipment generates, uses, and can radiate radio frequency energy and, if not installed and used in accordance with the instructions, may cause harmful interference to radio communications. However, there is no guarantee that interference will not occur in a particular installation. If this equipment does cause harmful interference to radio or television reception, which can be determined by turning the equipment off and on, the user is encouraged to try to correct the interference by one or more of the following measures:

- Reorient or relocate the receiving antenna.
- Increase the separation between the equipment and receiver.
- Connect the equipment into an outlet on a circuit different from that to which the receiver is connected.
- Consult an authorized dealer or service representative for help.

Honglink Wireless Solutions Co., Ltd. is not responsible for any radio or television interference caused by using other than recommended cables and connectors or by unauthorized changes or modifications to this equipment. Unauthorized changes or modifications could void the user's authority to operate the equipment.

## RF Exposure Information (SAR)

This device is designed not to exceed the emission limits for exposure to radio waves (radio frequency electromagnetic fields) adopted by the Federal Communications Commission (FCC)

The radio wave exposure guidelines use a unit of measurement known as the Specific Absorption Rate, or SAR. The SAR limit is 1.6W/kg. Testing for SAR are conducted using standard operating positions at 5 mm distance with the device transmitting at its highest certified power level in all tested frequency bands. The highest SAR values under the FCC guidelines for this device is [1.01 W/kg](#).

# IC Radiation Exposure Statement

This device complies with Industry Canada licence-exempt RSS standard(s). Operation is subject to the following two conditions: (1) this device may not cause interference, and (2) this device must accept any interference, including interference that may cause undesired operation of the device.

Le présent appareil est conforme aux CNR d'Industrie Canada applicables aux appareils radio exempts de licence. L'exploitation est autorisée aux deux conditions suivantes : (1) l'appareil ne doit pas produire de brouillage, et (2) l'utilisateur de l'appareil doit accepter tout brouillage radioélectrique subi, même si le brouillage est susceptible d'en compromettre le fonctionnement.

## Important Note:

### Radiation Exposure Statement:

The exposure standard for wireless transmitter employs a unit of measurement known as the Specific Absorption Rate, or SAR. The SAR limit set by the IC is 4W/kg.

The highest SAR value for the EUT as reported to the IC when Extremity on the body, as described in this user guide, is [1.01 W/kg](#).

La norme d'exposition pour l'émetteur sans fil utilise une unité de mesure connue sous le nom de taux d'absorption spécifique, ou SAR. La limite SAR fixée par l'IC est de 4 W / kg.

La valeur SAR la plus élevée pour l'EUT signalée à l'IC lorsqu'elle est extrémité sur le corps, comme décrit dans ce guide de l'utilisateur, est de [1.01 W/kg](#).

## 전자파흡수율 (SAR : Specific Absorption Rate)

본 제품은 전자파 인체보호기준을 만족하는 제품으로 제품이 사용하는 모든 송신 주파수 대역의 최고 전력 레벨에서 국립전파연구원 고시 전자파 노출한계치 기준 1.6[W/kg]을 초과하지 않도록 설계 및 생산되고 있으며 시중에 유통되기 전에 상기의 기준에 대한 적합성을 인증 받은 제품입니다.

## 사용 중 신체와의 거리

본 제품은 제품의 앞 뒷면이 신체와 [2.5cm](#) 떨어진 상태에서 일반적인 사용법으로 시험되었습니다. 제품과 함께 제공된 액세서리 이외의 타사 액세서리 사용시 전자파 인체보호기준을 만족하지 않을 수 있습니다.



## 中国 RoHS

为满足中华人民共和国电子电气产品有害物质限制相关的法律法规和其他要求,对本产品中有害物质按部件分类,声明如下:

部件名称	有害物质					
	铅 (Pb)	汞 (Hg)	镉 (Cd)	六价铬 (Cr(VI))	多溴联苯 (PBB)	多溴二苯醚 (PBDE)
印刷电路板	×	○	○	○	○	○
外观件	×	○	○	○	○	○

本表格依据 SJ/T 11364 的规定编制。

“○”:表示该有害物质在该部件所有均质材料中的含量均在 GB/T 26572 规定的限量要求以下。

“×”:表示该有害物质至少在该部件的某一均质材料中的含量超出 GB/T 26572 规定的限量要求。

注:表格中标记“×”的部件,皆因全球技术发展水平限制而无法实现有害物质的替代。



在中华人民共和国境内销售的电子电气产品必须标识此标志,标志内的数字代表在正常使用状态下的产品的环保使用期限

## 《废弃电器电子产品回收处理管理条例》说明

当用户不再使用此产品时,不得与生活垃圾一同处理,应遵守国家废弃电器电子产品回收处理相关法律法规,将其交给具有国家认可的回收处理资质的机构进行回收和循环利用。

## NCC Compliance Notice

減少電磁波影響,請妥適使用

行動寬頻頻段: LTE Band 1/3/7/8/28/38/41

電磁波曝露量MPE標準值 $1\text{mW}/\text{cm}^2$ , 送測產品實測值為:  $\text{XXX mW}/\text{cm}^2$

## Brazil Wireless-Radio Compliance Information

Este produto está homologado pela Anatel de acordo com os procedimentos regulamentados para avaliação da conformidade de produtos para telecomunicações e atende aos requisitos técnicos aplicáveis, incluindo os limites da medida da exposição humana referente a campos elétricos, magnéticos e eletromagnéticos de radiofrequência.

Valores máximos de SAR:

Corpo SAR (10g) Brasil:  $\text{xxx W}/\text{Kg}$