



Appendix C

RF Test Data for 2.4G WIFI (Conducted Measurement)

Product Name: Firewalla Purple

Trade Mark: Firewalla

Test Model: Firewalla Purple

Environmental Conditions

Temperature:	21.6° C
Relative Humidity:	52.7%
ATM Pressure:	100.0 kPa
Test Engineer:	Carl Fu
Supervised by:	Li Huan

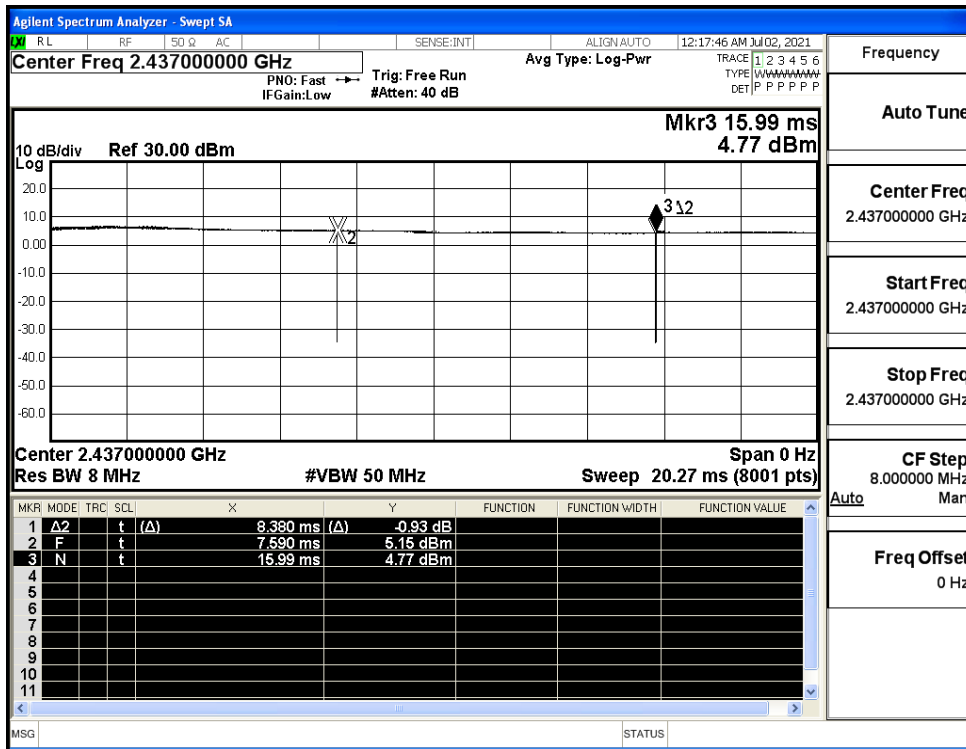
C.1 Duty Cycle

ANT0

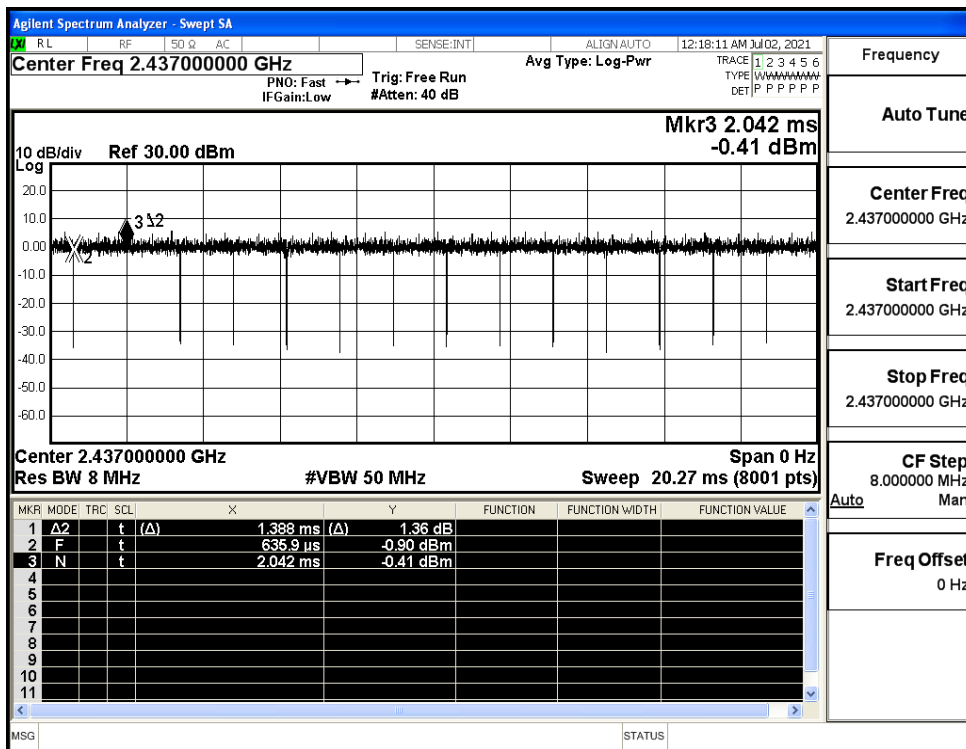
Test Mode	Test Channel	Ant	Duty Cycle[%]	Verdict
11B	2437	Ant1	99.79	PASS
11G	2437	Ant1	98.74	PASS
11N20SISO	2437	Ant1	98.46	PASS
11N40SISO	2437	Ant1	98.18	PASS



Duty Cycle_11B_2437_Ant1

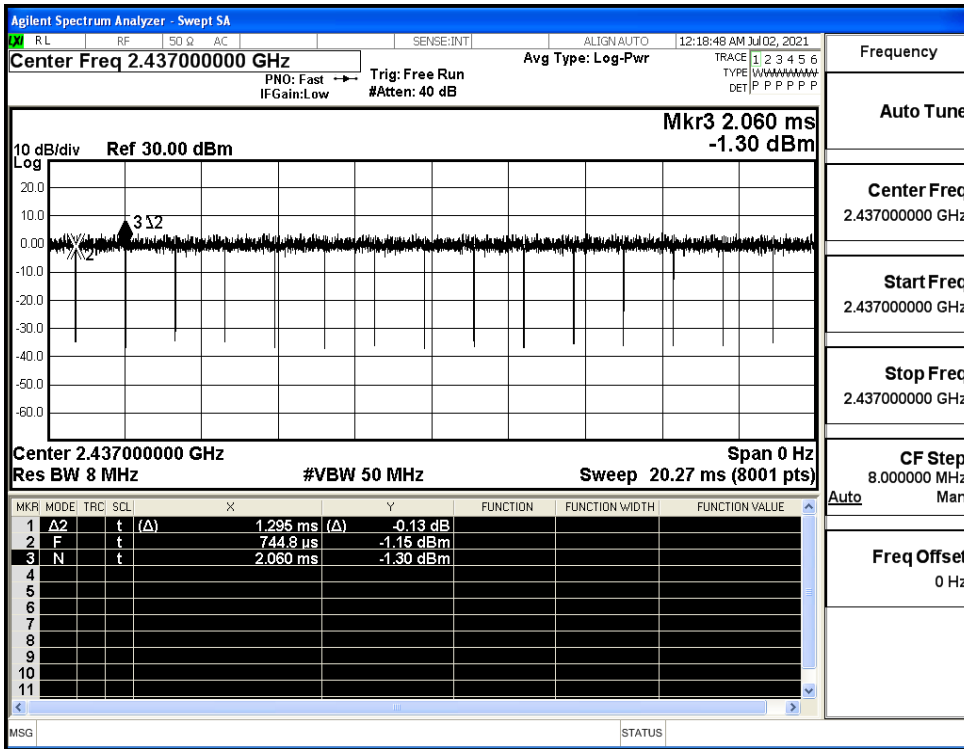


Duty Cycle_11G_2437_Ant1

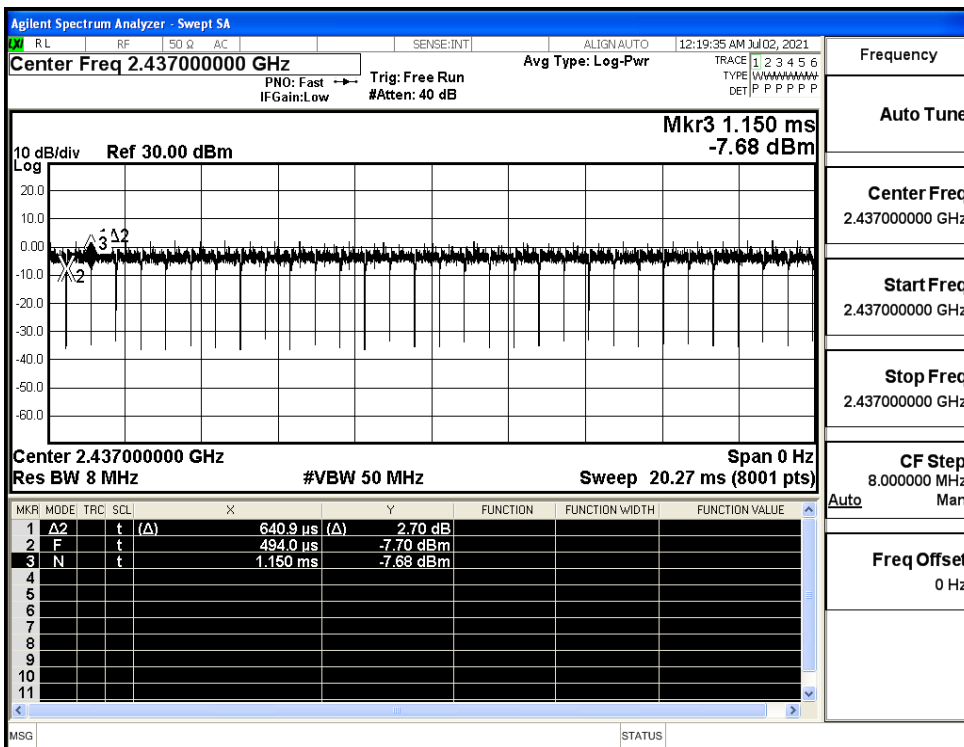




Duty Cycle_11N20SISO_2437_Ant1



Duty Cycle_11N40SISO_2437_Ant1



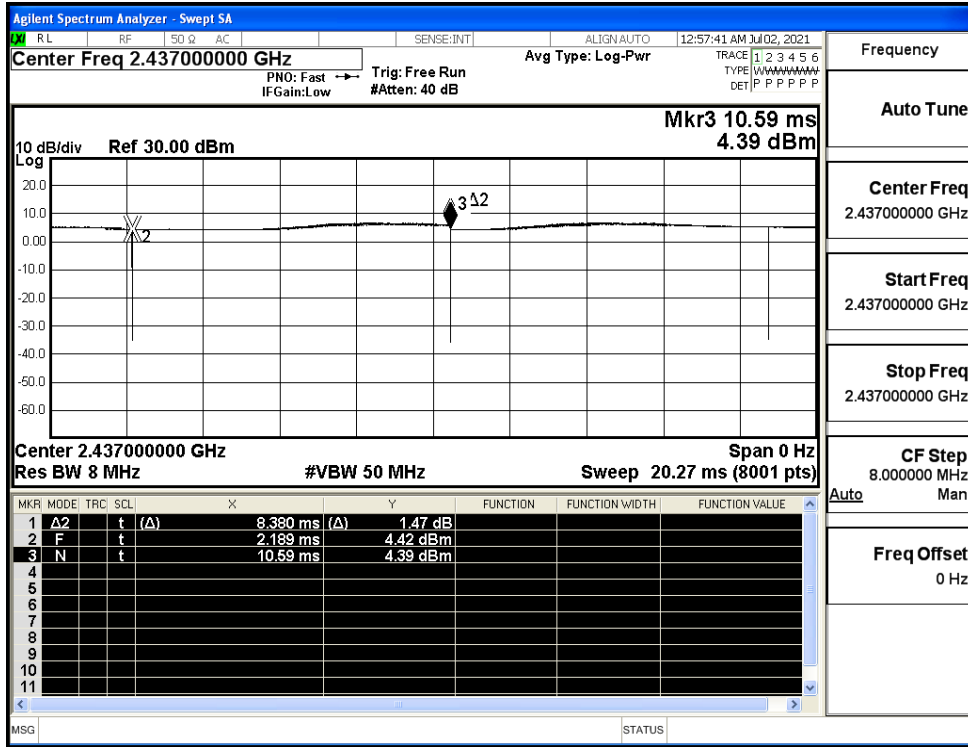


ANT1

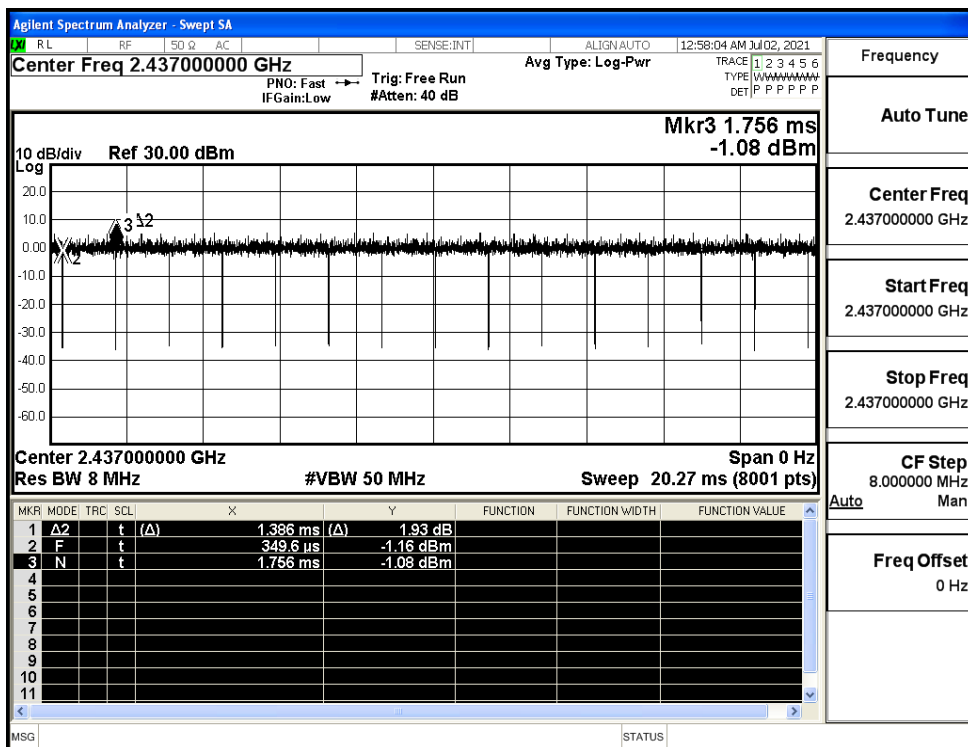
Test Mode	Test Channel	Ant	Duty Cycle[%]	Verdict
11B	2437	Ant1	99.79	PASS
11G	2437	Ant1	98.56	PASS
11N20SISO	2437	Ant1	98.65	PASS
11N40SISO	2437	Ant1	98.07	PASS



Duty Cycle_11B_2437_Ant1

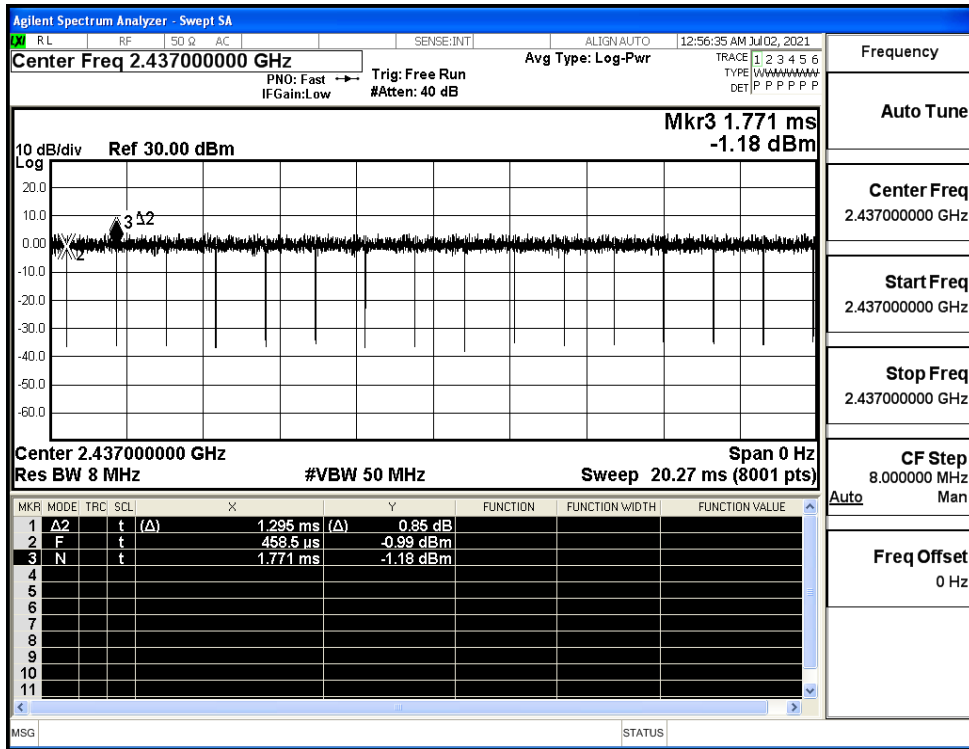


Duty Cycle_11G_2437_Ant1

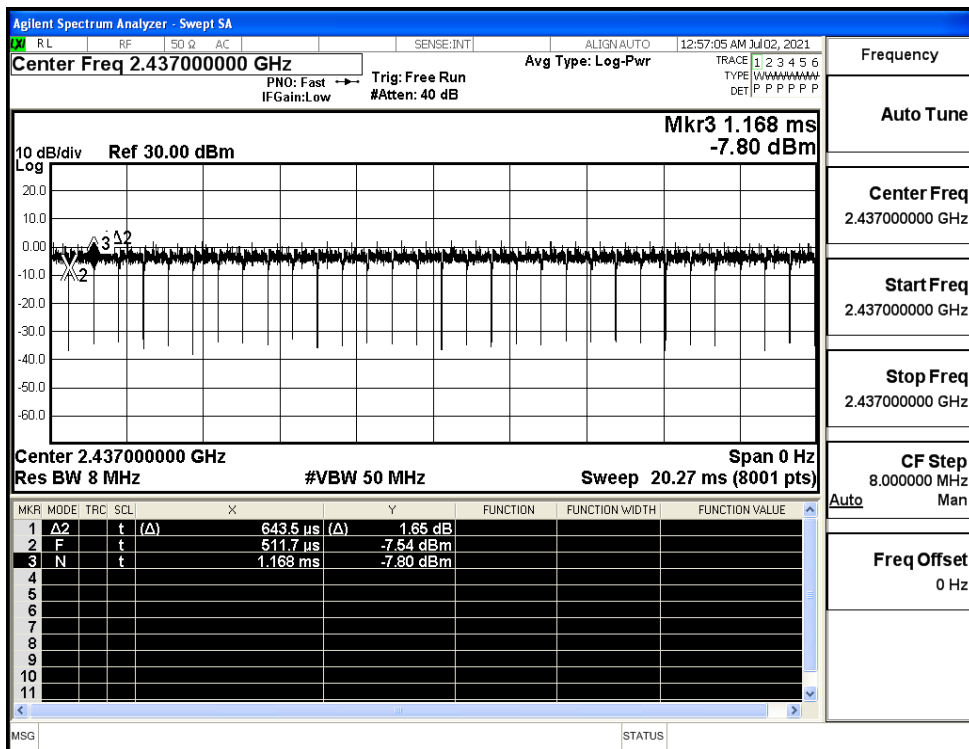




Duty Cycle_11N20SISO_2437_Ant1



Duty Cycle_11N40SISO_2437_Ant1



**C.2 Maximum Conducted Output Power**

ANT0

Mode	Channel	Meas.Level [dBm]	Limit [dBm]	Verdict
11B	LCH	11.61	30	PASS
	MCH	12.4	30	PASS
	HCH	12.91	30	PASS
11G	LCH	9.52	30	PASS
	MCH	11.49	30	PASS
	HCH	12.72	30	PASS
11N20SISO	LCH	9.23	30	PASS
	MCH	11.05	30	PASS
	HCH	12.26	30	PASS
11N40SISO	LCH	10.44	30	PASS
	MCH	11.29	30	PASS
	HCH	12.32	30	PASS

ANT1

Mode	Channel	Meas.Level [dBm]	Limit [dBm]	Verdict
11B	LCH	11.51	30	PASS
	MCH	12.43	30	PASS
	HCH	12.91	30	PASS
11G	LCH	9.94	30	PASS
	MCH	10.95	30	PASS
	HCH	12.88	30	PASS
11N20SISO	LCH	9	30	PASS
	MCH	11.01	30	PASS
	HCH	12.24	30	PASS
11N40SISO	LCH	10.46	30	PASS
	MCH	11.41	30	PASS
	HCH	12.17	30	PASS

MIMO

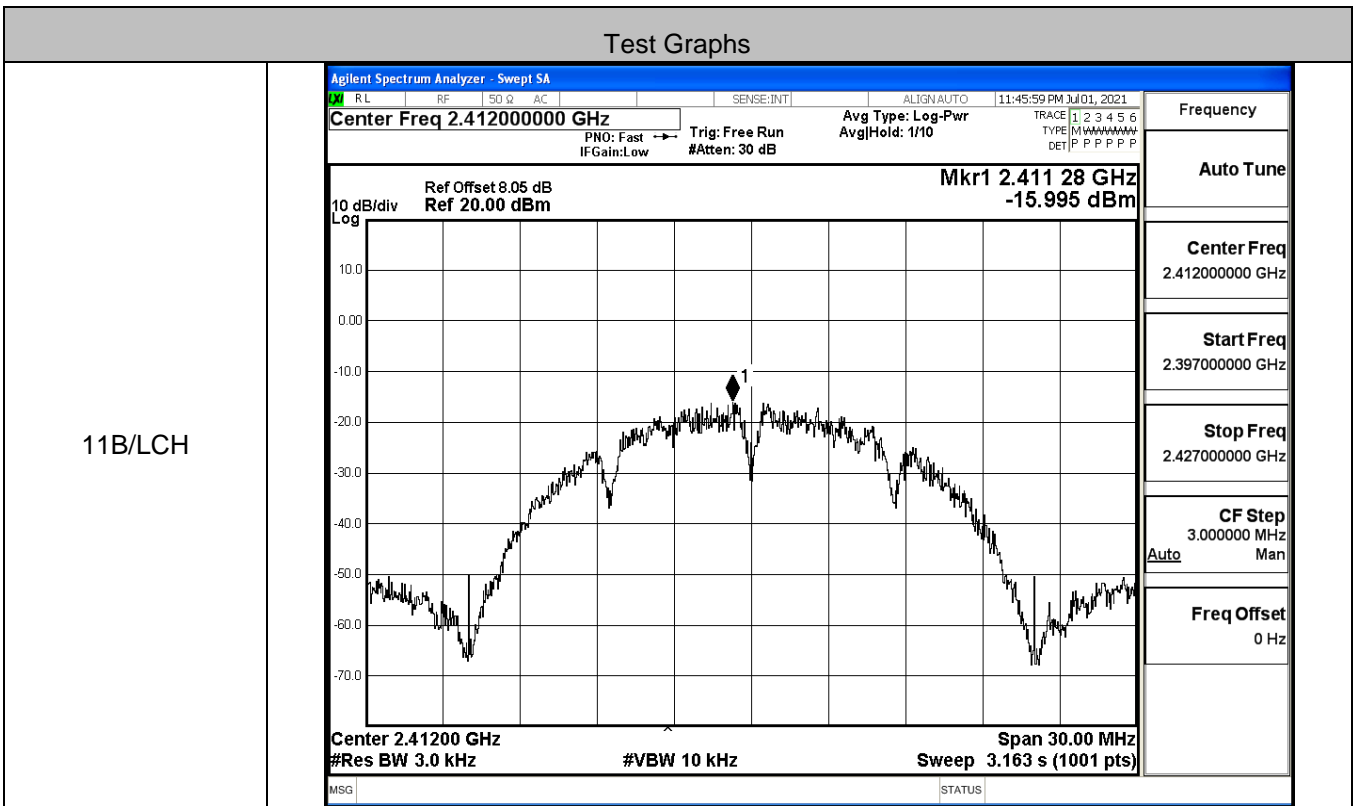
Mode	Channel	ANT 0 [dBm]	ANT 1 [dBm]	MIMO [dBm]	Limit [dBm]	Verdict
11N20	LCH	9.23	9.00	12.13	30	PASS
	MCH	11.05	11.01	14.04	30	PASS
	HCH	12.26	12.24	15.26	30	PASS
11N40	LCH	10.44	10.46	13.46	30	PASS
	MCH	11.29	11.41	14.36	30	PASS
	HCH	12.32	12.17	15.26	30	PASS



C.3 Maximum Power Spectral Density

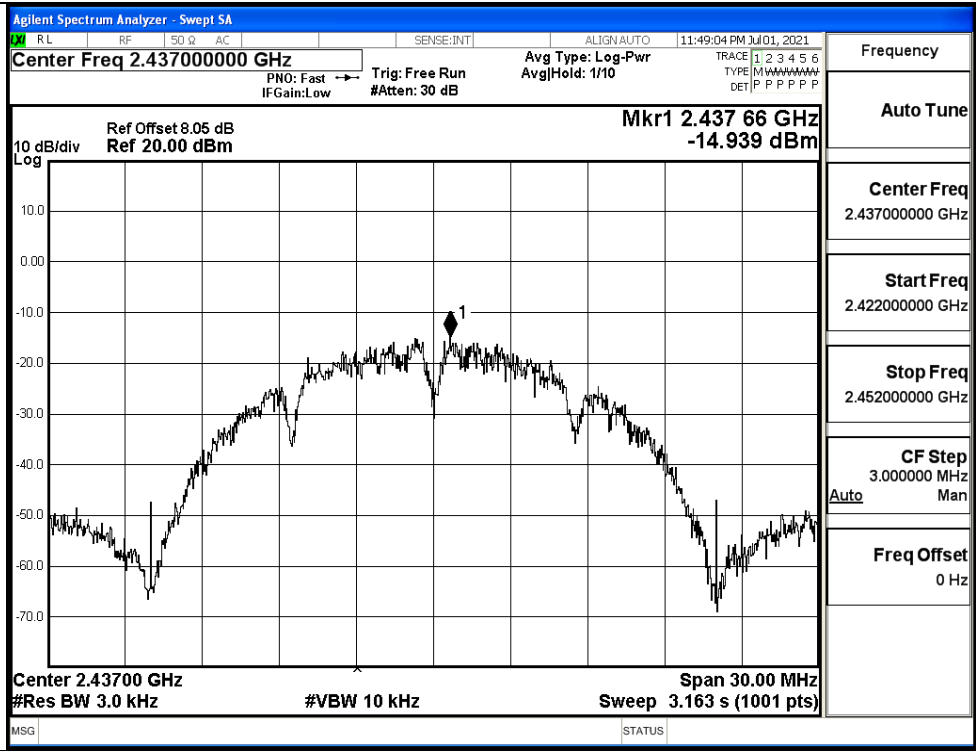
ANTO

Mode	Channel	Meas.Level [dBm/3KHz]	Limit [dBm/3KHz]	Verdict
11B	LCH	-15.995	8	PASS
	MCH	-14.939	8	PASS
	HCH	-14.426	8	PASS
11G	LCH	-23.020	8	PASS
	MCH	-20.911	8	PASS
	HCH	-19.774	8	PASS
11N20SISO	LCH	-21.786	8	PASS
	MCH	-21.682	8	PASS
	HCH	-19.937	8	PASS
11N40SISO	LCH	-23.103	8	PASS
	MCH	-21.257	8	PASS
	HCH	-20.212	8	PASS

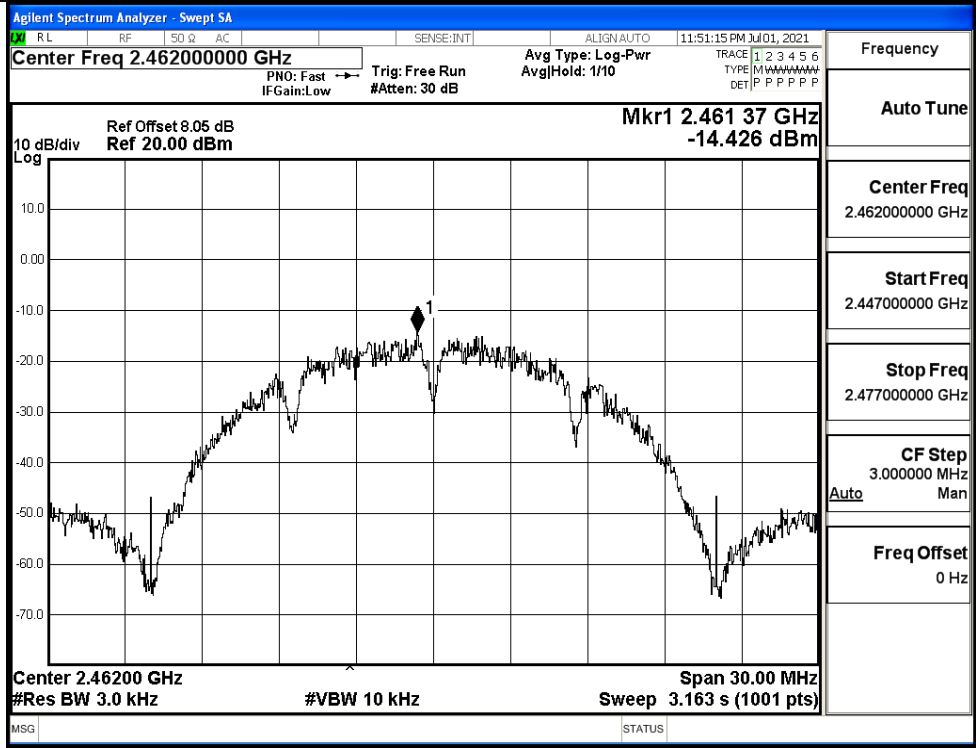




11B/MCH

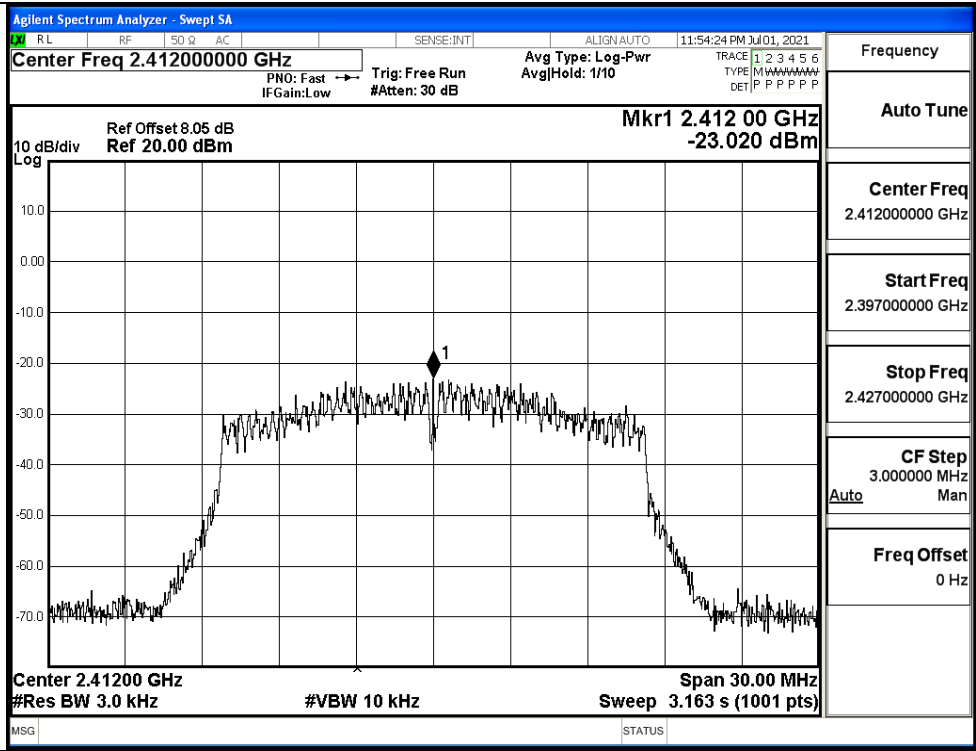


11B/HCH

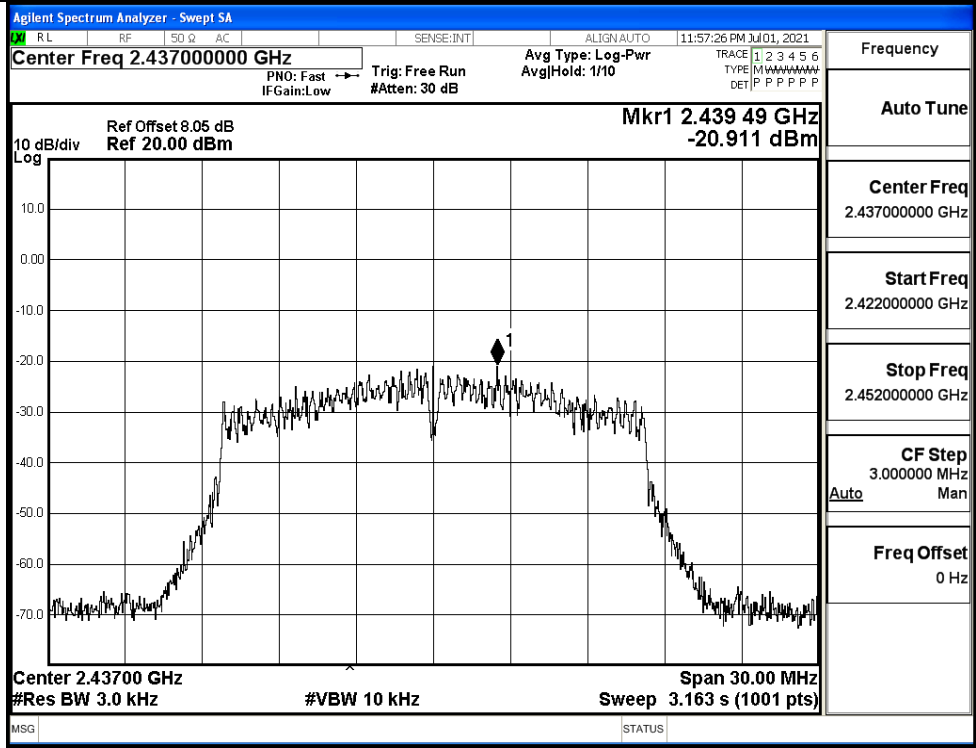




11G/LCH

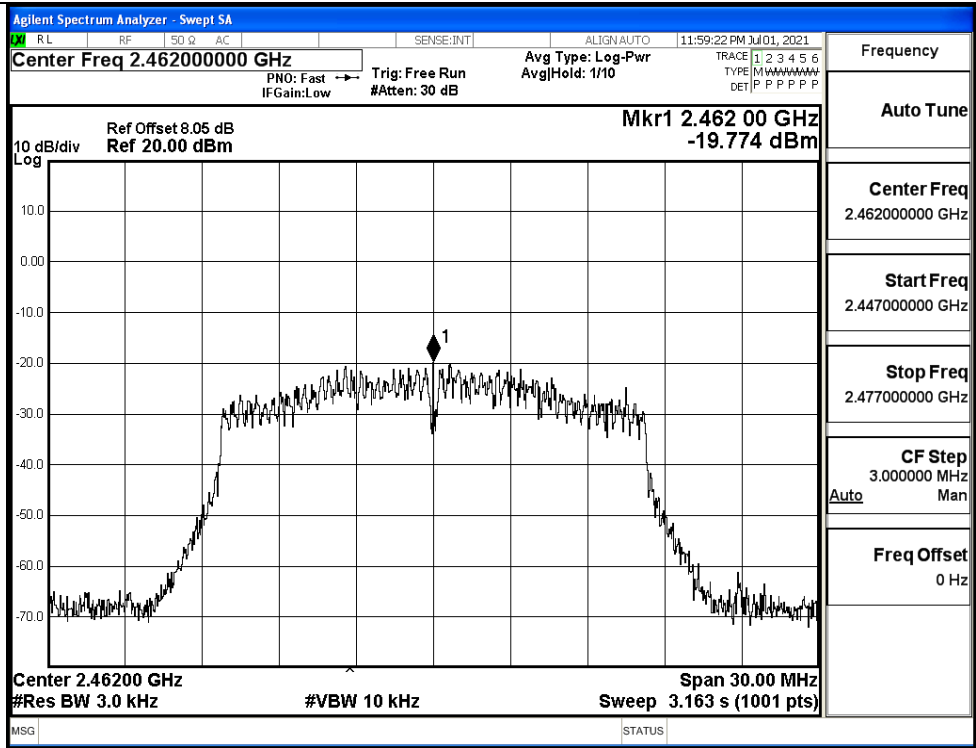


11G/MCH

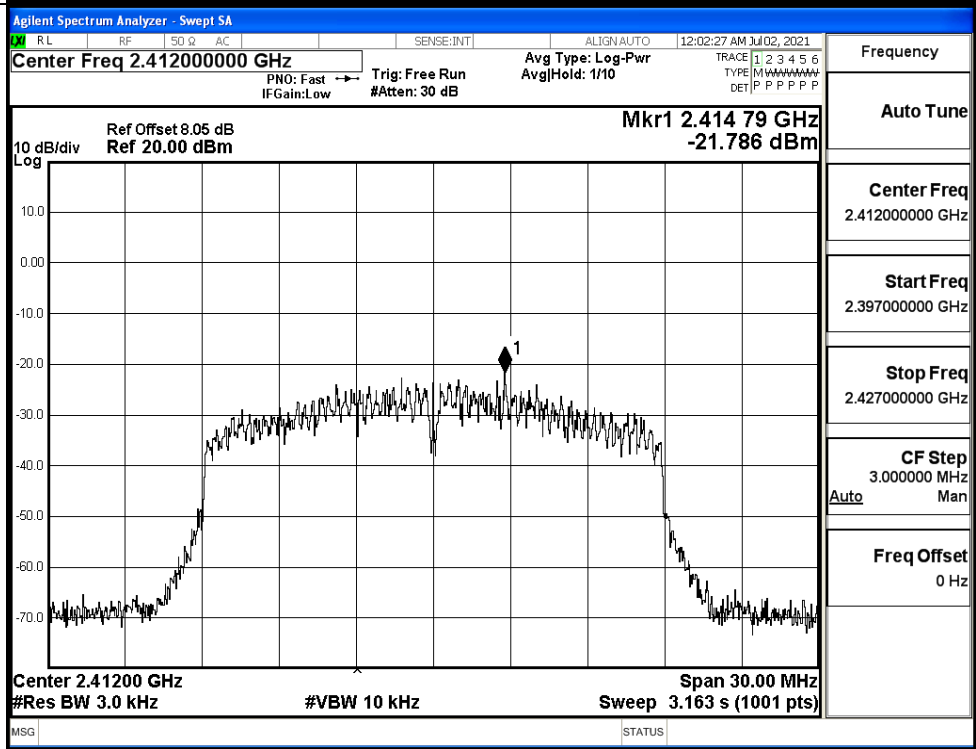




11G/HCH

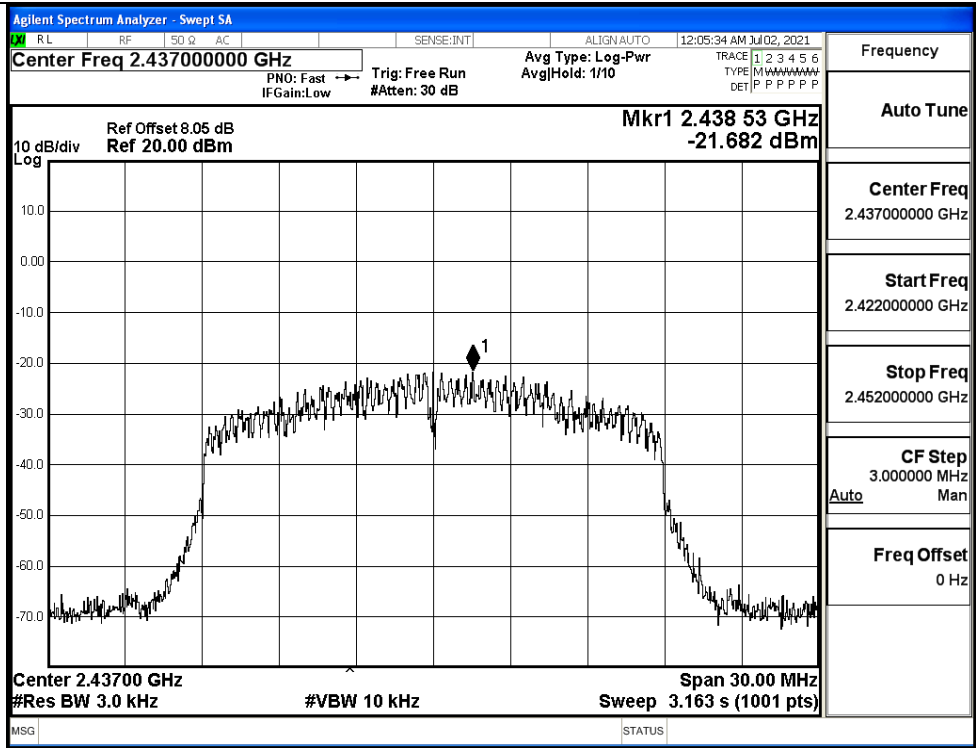


11N20SISO/LCH

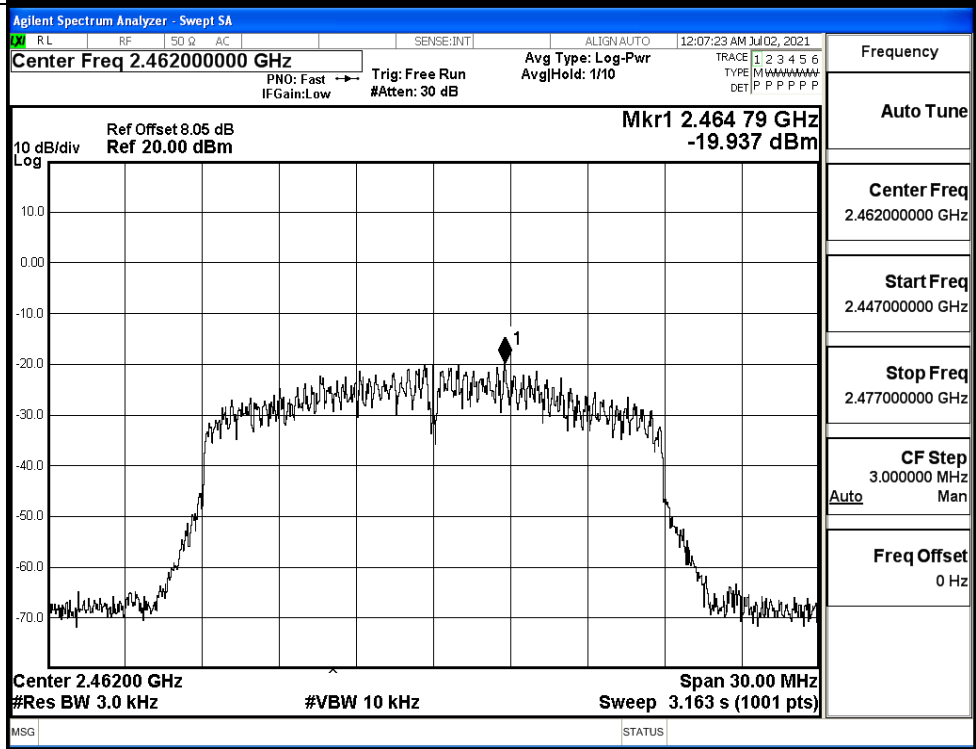




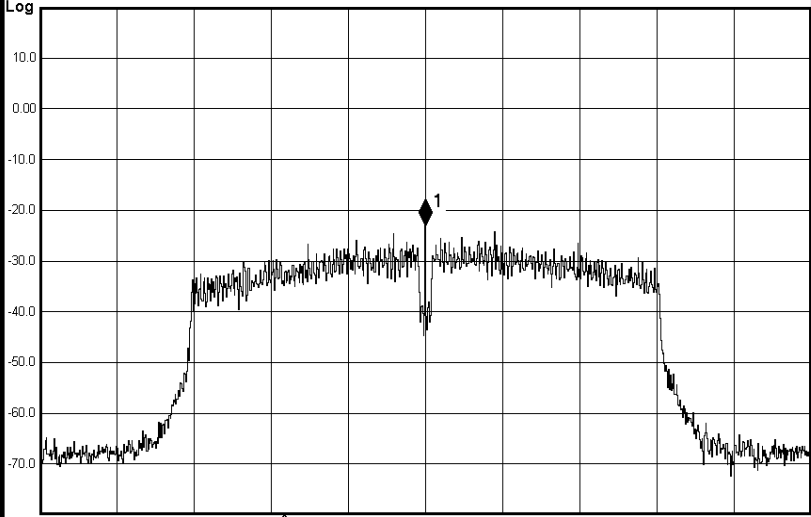
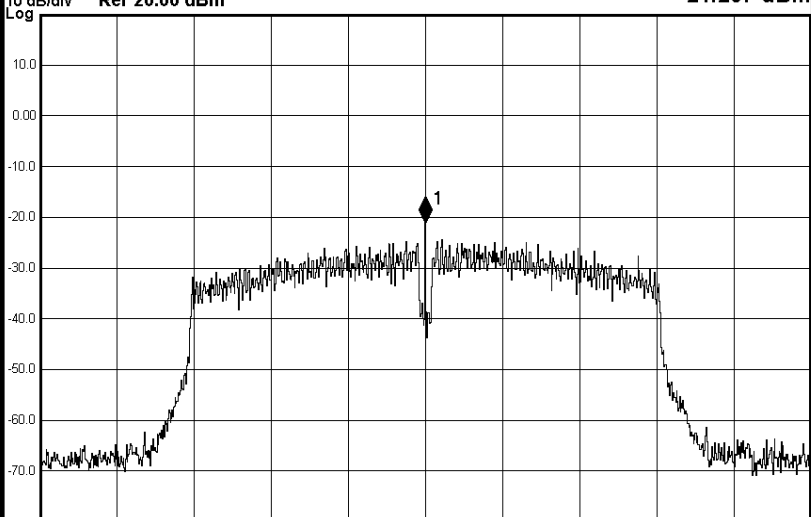
11N20SISO/MCH

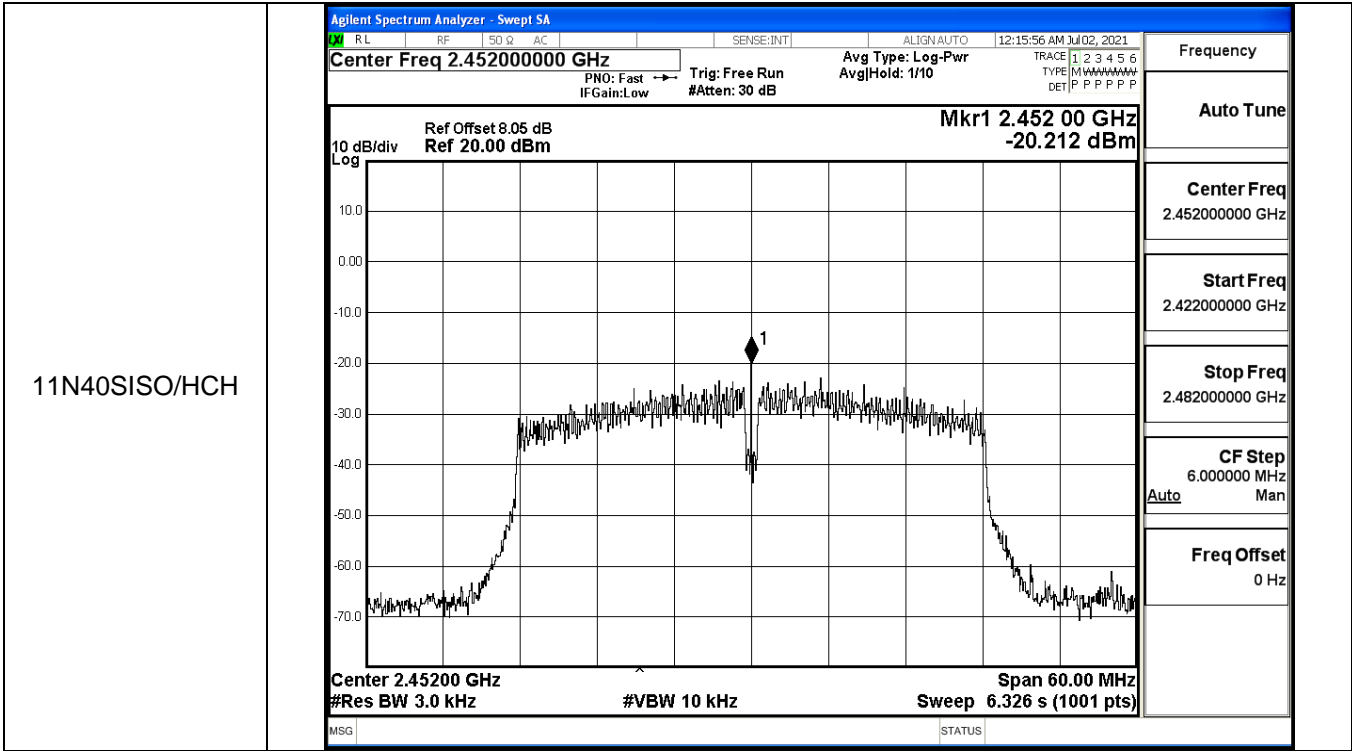


11N20SISO/HCH





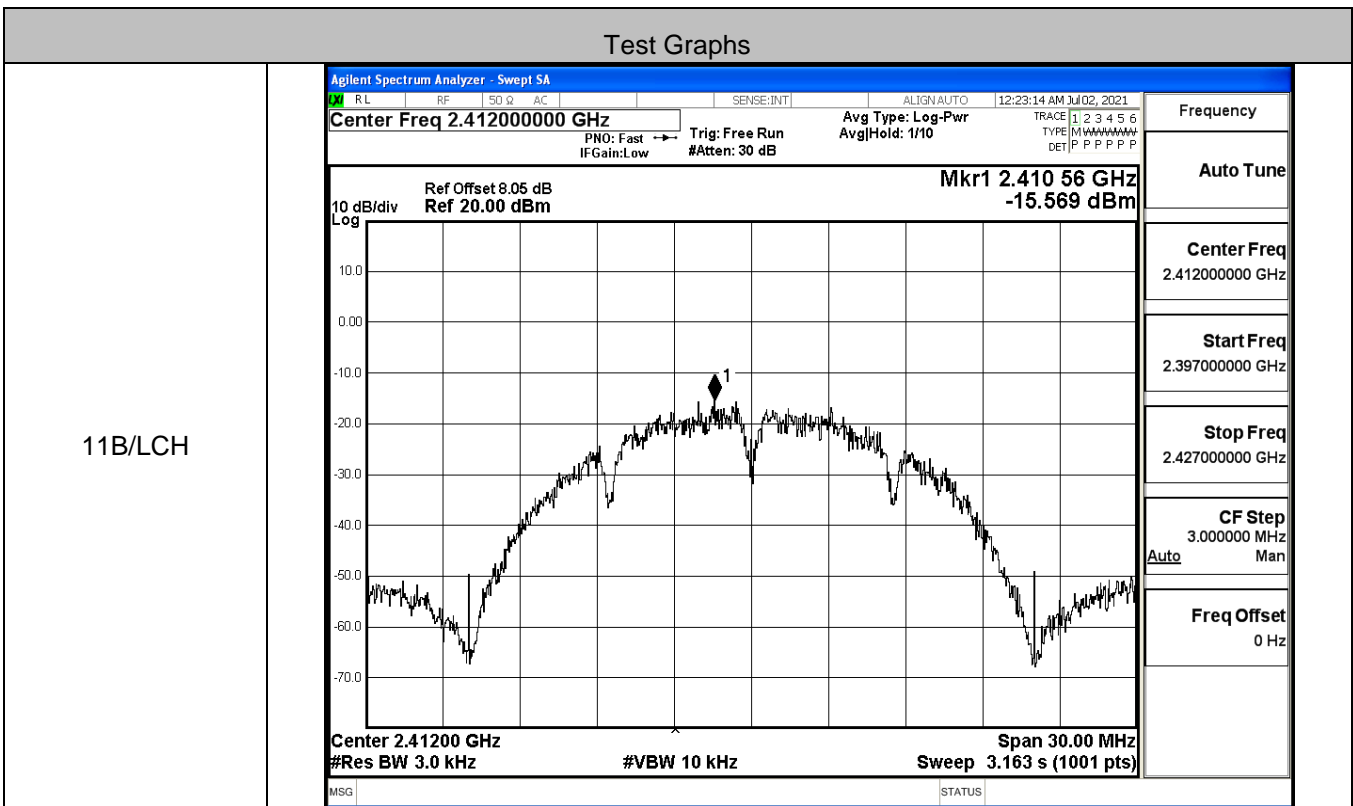
<p>11N40SISO/LCH</p>	<p>Agilent Spectrum Analyzer - Swept SA RL RF 50 Ω AC SENSE:INT ALIGN:AUTO 12:11:16 AM Jul02, 2021 Center Freq 2.42200000 GHz PNO: Fast → Trig: Free Run Avg Type: Log-Pwr IFGain:Low #Atten: 30 dB AvgHold: 1/10 Ref Offset 8.05 dB Mkr1 2.422 00 GHz 10 dB/div Ref 20.00 dBm Log Center 2.42200 GHz Span 60.00 MHz #Res BW 3.0 kHz #VBW 10 kHz Sweep 6.326 s (1001 pts)</p> 	<p>Frequency Auto Tune Center Freq 2.42200000 GHz Start Freq 2.392000000 GHz Stop Freq 2.452000000 GHz CF Step 6.000000 MHz Auto Man Freq Offset 0 Hz</p>
<p>11N40SISO/MCH</p>	<p>Agilent Spectrum Analyzer - Swept SA RL RF 50 Ω AC SENSE:INT ALIGN:AUTO 12:13:52 AM Jul02, 2021 Center Freq 2.43700000 GHz PNO: Fast → Trig: Free Run Avg Type: Log-Pwr IFGain:Low #Atten: 30 dB AvgHold: 1/10 Ref Offset 8.05 dB Mkr1 2.437 00 GHz 10 dB/div Ref 20.00 dBm Log Center 2.43700 GHz Span 60.00 MHz #Res BW 3.0 kHz #VBW 10 kHz Sweep 6.326 s (1001 pts)</p> 	<p>Frequency Auto Tune Center Freq 2.437000000 GHz Start Freq 2.407000000 GHz Stop Freq 2.467000000 GHz CF Step 6.000000 MHz Auto Man Freq Offset 0 Hz</p>





ANT1

Mode	Channel	Meas.Level [dBm/3KHz]	Limit [dBm/3KHz]	Verdict
11B	LCH	-15.569	8	PASS
	MCH	-15.202	8	PASS
	HCH	-13.888	8	PASS
11G	LCH	-22.518	8	PASS
	MCH	-21.467	8	PASS
	HCH	-18.785	8	PASS
11N20SISO	LCH	-22.376	8	PASS
	MCH	-21.663	8	PASS
	HCH	-20.259	8	PASS
11N40SISO	LCH	-22.369	8	PASS
	MCH	-22.736	8	PASS
	HCH	-21.858	8	PASS

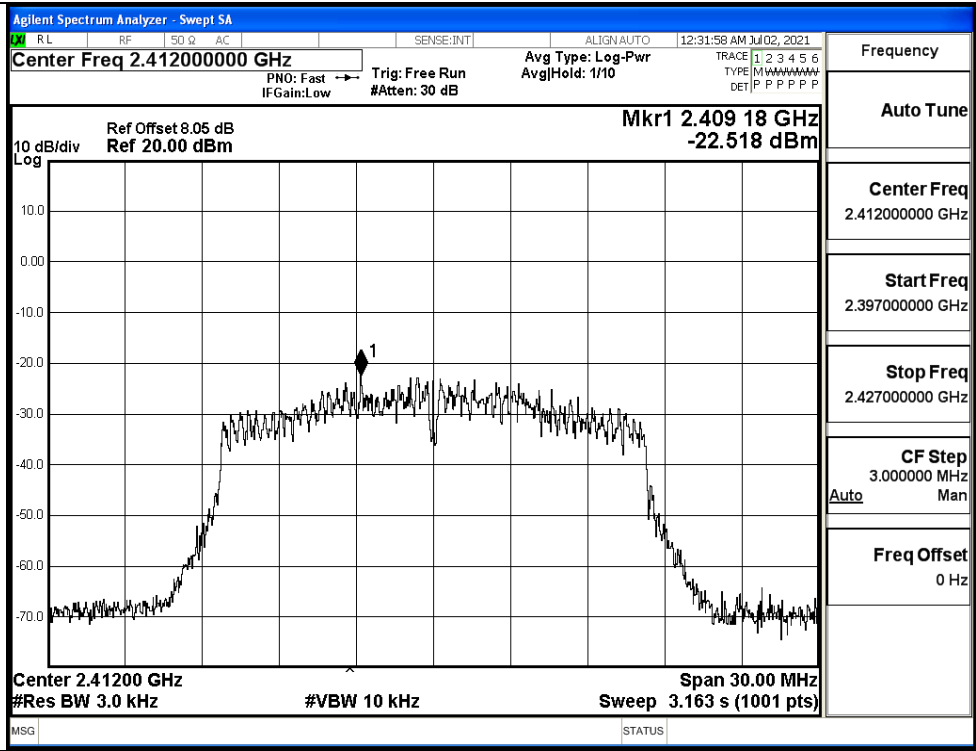




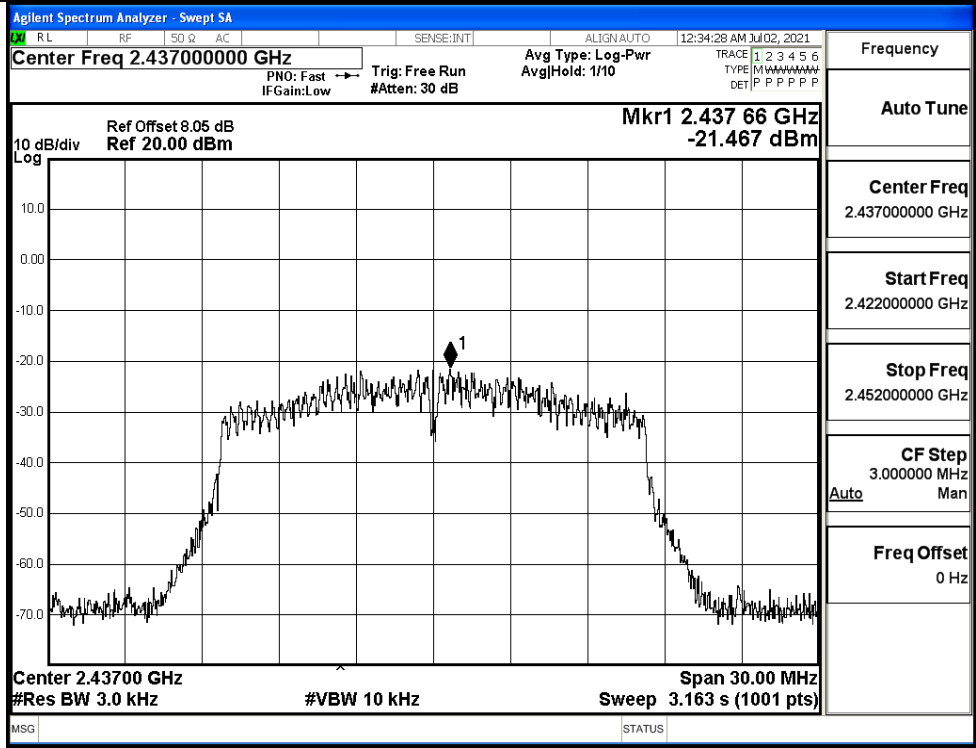
<p>11B/MCH</p>		<p>Frequency</p> <p>Auto Tune</p> <p>Center Freq 2.43700000 GHz</p> <p>Start Freq 2.42200000 GHz</p> <p>Stop Freq 2.45200000 GHz</p> <p>CF Step 3.000000 MHz Auto Man</p> <p>Freq Offset 0 Hz</p>
<p>11B/HCH</p>		<p>Frequency</p> <p>Auto Tune</p> <p>Center Freq 2.46200000 GHz</p> <p>Start Freq 2.44700000 GHz</p> <p>Stop Freq 2.47700000 GHz</p> <p>CF Step 3.000000 MHz Auto Man</p> <p>Freq Offset 0 Hz</p>



11G/LCH



11G/MCH

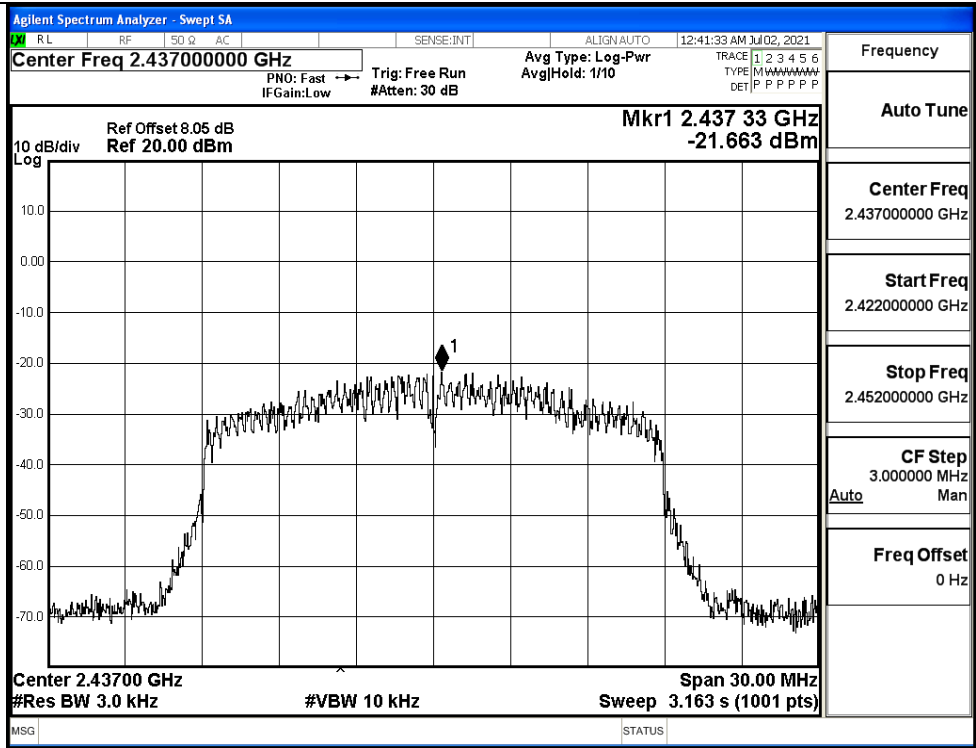




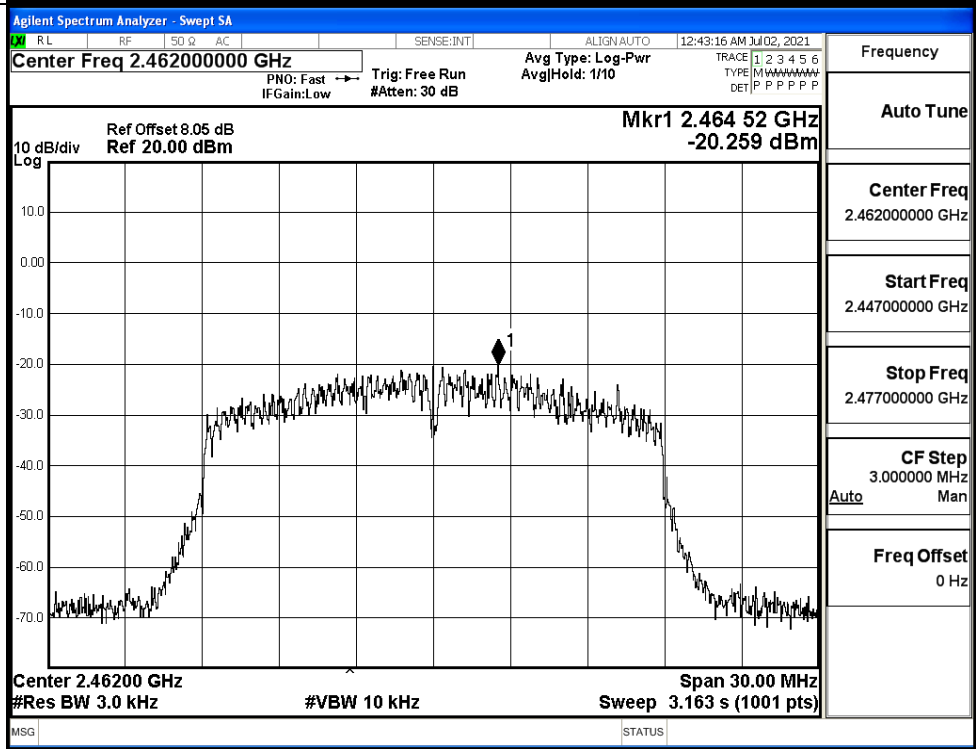
<p>11G/HCH</p>		<p>Frequency</p> <p>Auto Tune</p> <p>Center Freq 2.46200000 GHz</p> <p>Start Freq 2.447000000 GHz</p> <p>Stop Freq 2.477000000 GHz</p> <p>CF Step 3.000000 MHz Auto Man</p> <p>Freq Offset 0 Hz</p>
<p>11N20SISO/LCH</p>		<p>Frequency</p> <p>Auto Tune</p> <p>Center Freq 2.412000000 GHz</p> <p>Start Freq 2.397000000 GHz</p> <p>Stop Freq 2.427000000 GHz</p> <p>CF Step 3.000000 MHz Auto Man</p> <p>Freq Offset 0 Hz</p>



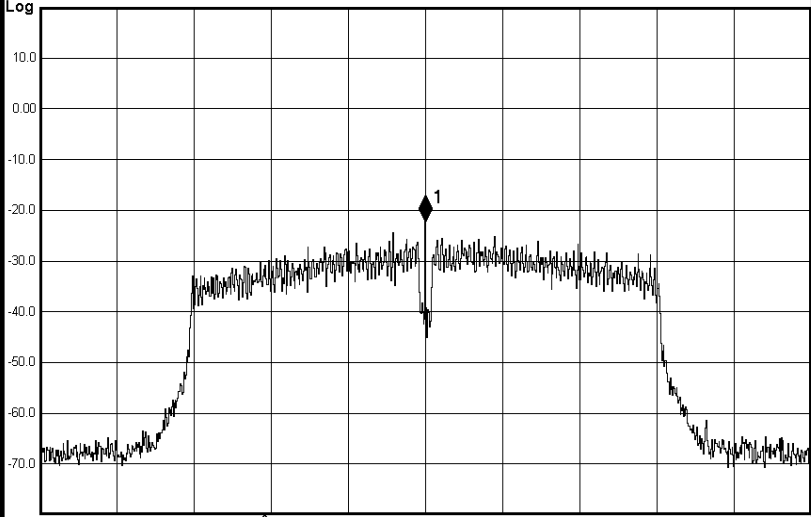
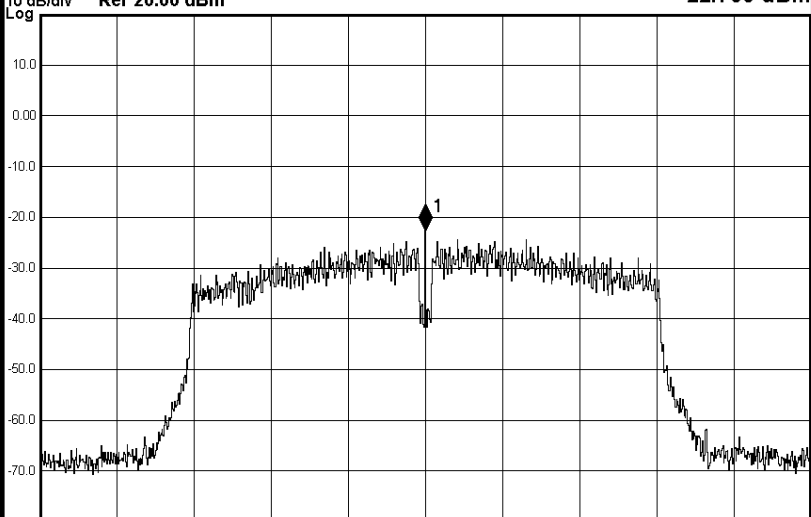
11N20SISO/MCH



11N20SISO/HCH





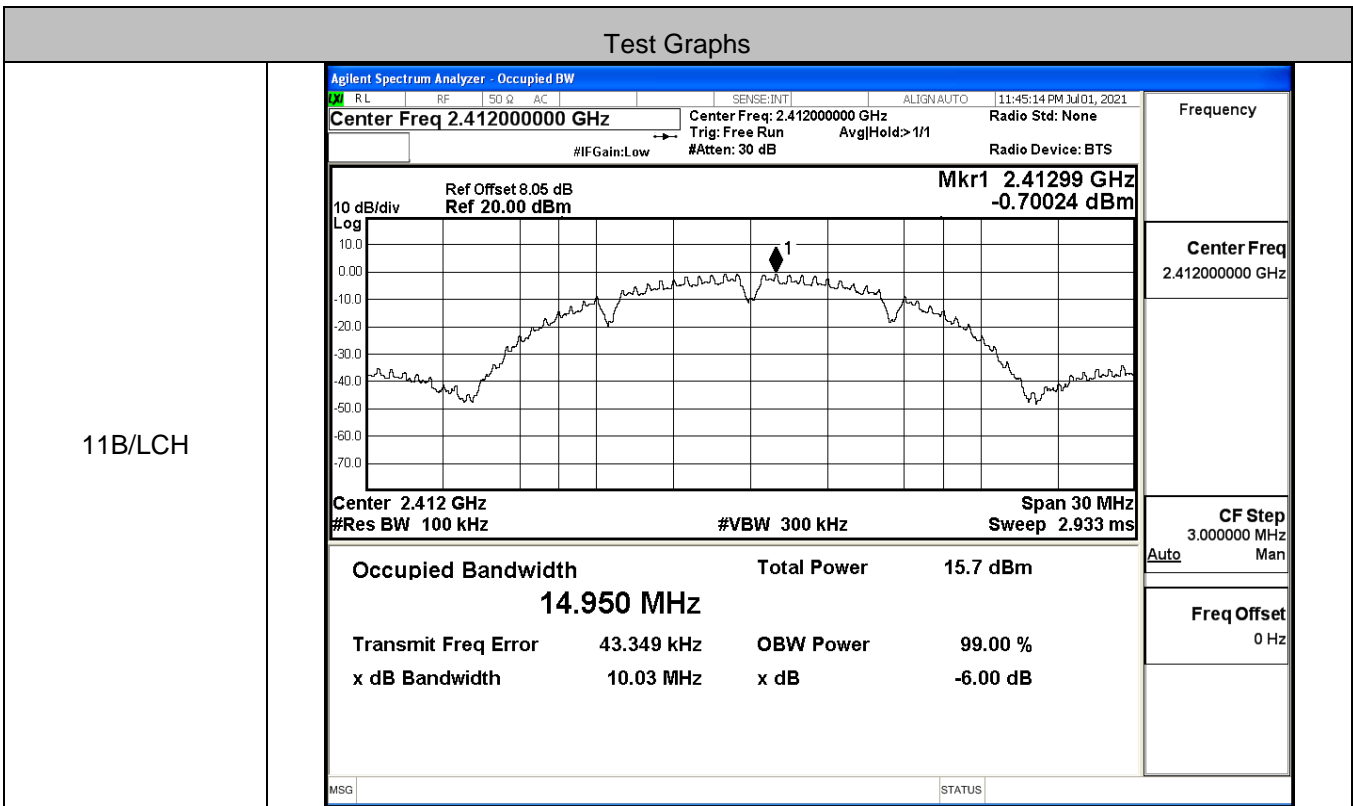
<p>11N40SISO/LCH</p>	<p>Agilent Spectrum Analyzer - Swept SA RL RF 50 Ω AC SENSE:INT ALIGN: AUTO 12:50:30 AM Jul02, 2021 Center Freq 2.42200000 GHz PNO: Fast → Trig: Free Run Avg Type: Log-Pwr IF Gain: Low #Atten: 30 dB Avg Hold: 1/10 Ref Offset 8.05 dB Mkr1 2.422 00 GHz 10 dB/div Ref 20.00 dBm Log Center 2.42200 GHz Span 60.00 MHz #Res BW 3.0 kHz #VBW 10 kHz Sweep 6.326 s (1001 pts)</p> 	<p>Frequency Auto Tune Center Freq 2.42200000 GHz Start Freq 2.392000000 GHz Stop Freq 2.452000000 GHz CF Step 6.000000 MHz Auto Man Freq Offset 0 Hz</p>
<p>11N40SISO/MCH</p>	<p>Agilent Spectrum Analyzer - Swept SA RL RF 50 Ω AC SENSE:INT ALIGN: AUTO 12:51:54 AM Jul02, 2021 Center Freq 2.43700000 GHz PNO: Fast → Trig: Free Run Avg Type: Log-Pwr IF Gain: Low #Atten: 30 dB Avg Hold: 1/10 Ref Offset 8.05 dB Mkr1 2.437 00 GHz 10 dB/div Ref 20.00 dBm Log Center 2.43700 GHz Span 60.00 MHz #Res BW 3.0 kHz #VBW 10 kHz Sweep 6.326 s (1001 pts)</p> 	<p>Frequency Auto Tune Center Freq 2.437000000 GHz Start Freq 2.407000000 GHz Stop Freq 2.467000000 GHz CF Step 6.000000 MHz Auto Man Freq Offset 0 Hz</p>



C.4 6dB Bandwidth

ANTO

Mode	Channel	6dB Bandwidth [MHz]	Limit [MHz]	Verdict
11B	LCH	10.03	≥0.5	PASS
	MCH	10.06	≥0.5	PASS
	HCH	9.567	≥0.5	PASS
11G	LCH	11.33	≥0.5	PASS
	MCH	13.81	≥0.5	PASS
	HCH	12.58	≥0.5	PASS
11N20SISO	LCH	12.56	≥0.5	PASS
	MCH	13.83	≥0.5	PASS
	HCH	12.56	≥0.5	PASS
11N40SISO	LCH	32.60	≥0.5	PASS
	MCH	31.35	≥0.5	PASS
	HCH	33.85	≥0.5	PASS

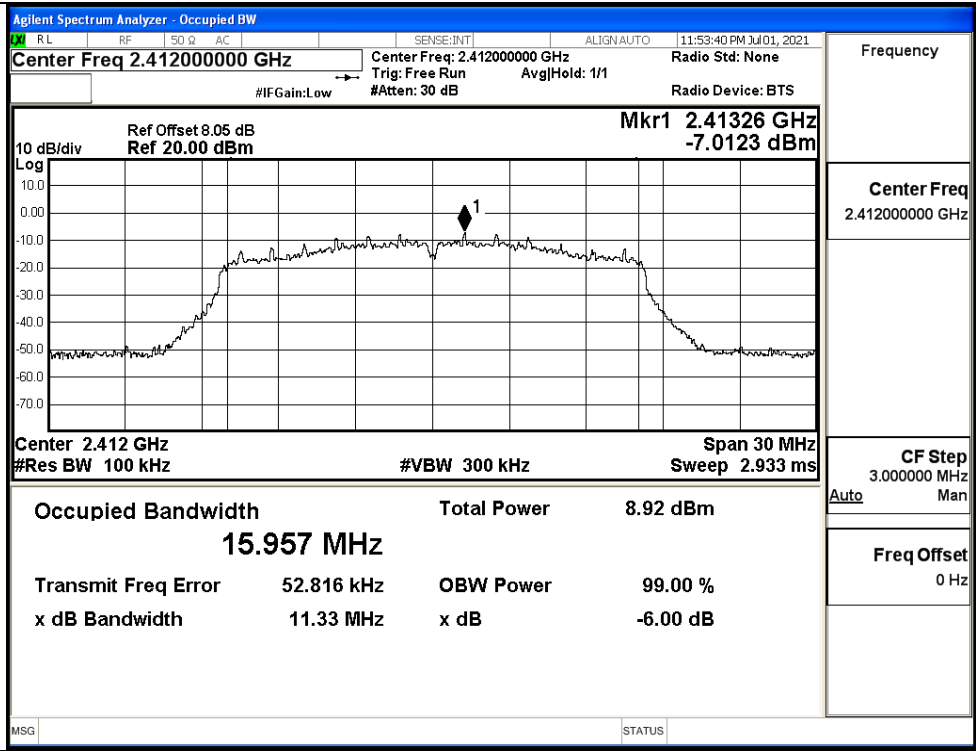




11B/MCH	<p>Agilent Spectrum Analyzer - Occupied BW</p> <p>RL RF SQ Ω AC SENSE:INT ALIGN AUTO 11:48:19 PM Jul 01, 2021</p> <p>Center Freq 2.43700000 GHz Center Freq: 2.43700000 GHz Radio Std: None Trig: Free Run AvgHold: 1/1 #IFGain:Low #Atten: 30 dB Radio Device: BTS</p> <p>10 dB/div Ref Offset 8.05 dB Mkr1 2.43751 GHz Ref 20.00 dBm 0.089352 dBm</p> <p>Center 2.437 GHz Span 30 MHz #Res BW 100 kHz #VBW 300 kHz Sweep 2.933 ms</p> <p>Occupied Bandwidth 14.984 MHz Total Power 16.5 dBm</p> <p>Transmit Freq Error 41.027 kHz OBW Power 99.00 % x dB Bandwidth 10.06 MHz x dB -6.00 dB</p> <p>MSG STATUS</p>	<p>Frequency</p> <p>Center Freq 2.43700000 GHz</p> <p>CF Step 3.000000 MHz Auto Man</p> <p>Freq Offset 0 Hz</p>
	11B/HCH	<p>Agilent Spectrum Analyzer - Occupied BW</p> <p>RL RF SQ Ω AC SENSE:INT ALIGN AUTO 11:50:29 PM Jul 01, 2021</p> <p>Center Freq 2.46200000 GHz Center Freq: 2.46200000 GHz Radio Std: None Trig: Free Run AvgHold: 1/1 #IFGain:Low #Atten: 30 dB Radio Device: BTS</p> <p>10 dB/div Ref Offset 8.05 dB Mkr1 2.46302 GHz Ref 20.00 dBm 0.78738 dBm</p> <p>Center 2.462 GHz Span 30 MHz #Res BW 100 kHz #VBW 300 kHz Sweep 2.933 ms</p> <p>Occupied Bandwidth 14.986 MHz Total Power 17.1 dBm</p> <p>Transmit Freq Error 19.811 kHz OBW Power 99.00 % x dB Bandwidth 9.567 MHz x dB -6.00 dB</p> <p>MSG STATUS</p>



11G/LCH



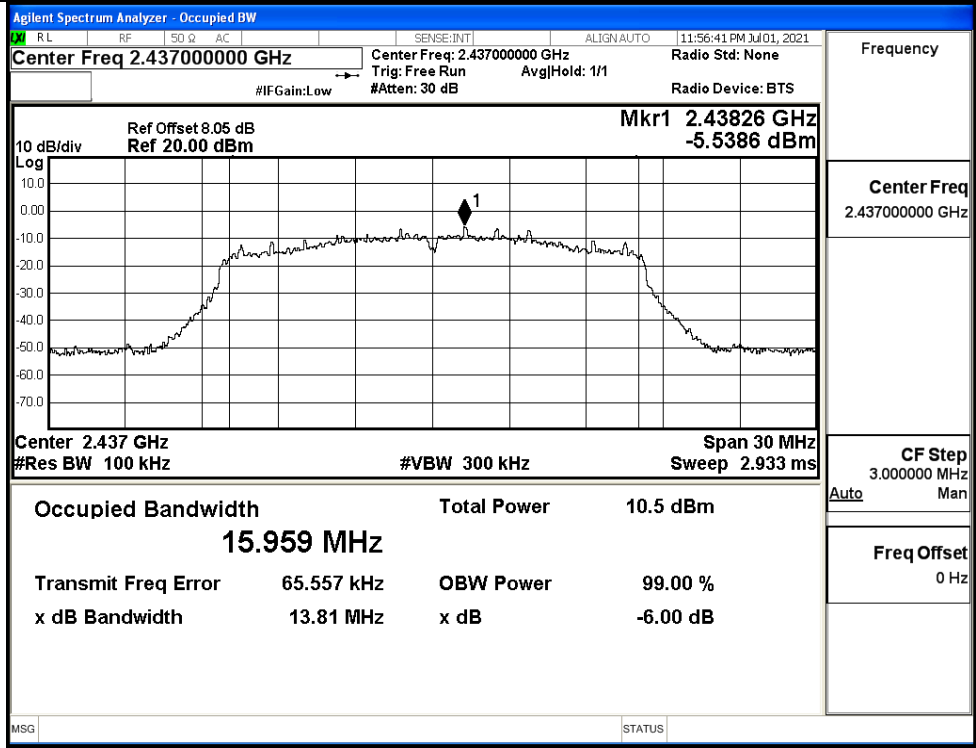
Frequency
2.41200000 GHz

Center Freq
2.41200000 GHz

CF Step
3.000000 MHz
Auto Man

Freq Offset
0 Hz

11G/MCH



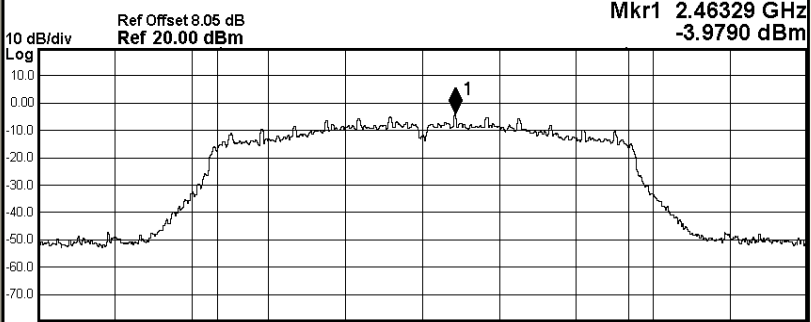
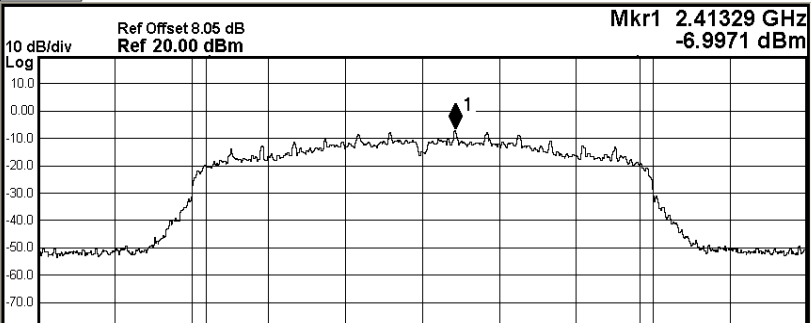
Frequency
2.43700000 GHz

Center Freq
2.43700000 GHz

CF Step
3.000000 MHz
Auto Man

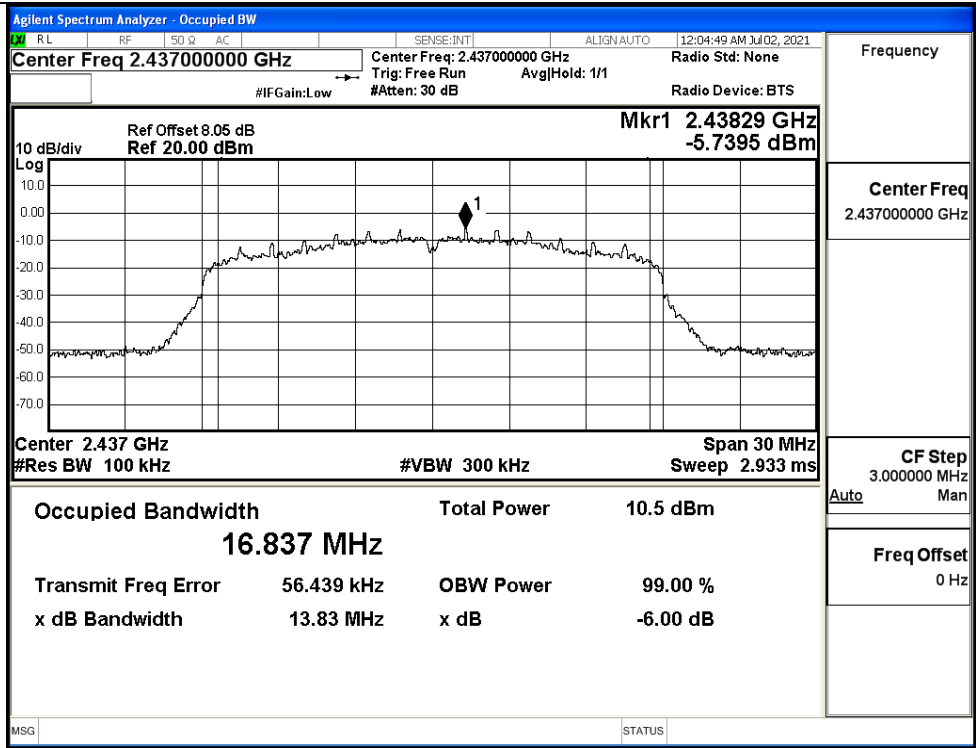
Freq Offset
0 Hz



11G/HCH	<p>Agilent Spectrum Analyzer - Occupied BW</p> <p>RL RF 50 Ω AC SENSE:INT ALIGN AUTO 11:58:37 PM Jul 01, 2021</p> <p>Center Freq 2.46200000 GHz Center Freq: 2.46200000 GHz Radio Std: None Trig: Free Run AvgHold: 1/1 #IFGain:Low #Atten: 30 dB Radio Device: BTS</p>  <p>Center 2.462 GHz Span 30 MHz #Res BW 100 kHz #VBW 300 kHz Sweep 2.933 ms</p> <p>Occupied Bandwidth Total Power 12.0 dBm 15.960 MHz</p> <p>Transmit Freq Error 41.772 kHz OBW Power 99.00 % x dB Bandwidth 12.58 MHz x dB -6.00 dB</p> <p>MSG STATUS</p>	<p>Frequency</p> <p>Center Freq 2.46200000 GHz</p> <p>CF Step 3.000000 MHz Auto Man</p> <p>Freq Offset 0 Hz</p>
	11N20SISO/LCH	<p>Agilent Spectrum Analyzer - Occupied BW</p> <p>RL RF 50 Ω AC SENSE:INT ALIGN AUTO 12:01:43 AM Jul 02, 2021</p> <p>Center Freq 2.41200000 GHz Center Freq: 2.41200000 GHz Radio Std: None Trig: Free Run AvgHold: 1/1 #IFGain:Low #Atten: 30 dB Radio Device: BTS</p>  <p>Center 2.412 GHz Span 30 MHz #Res BW 100 kHz #VBW 300 kHz Sweep 2.933 ms</p> <p>Occupied Bandwidth Total Power 8.80 dBm 16.839 MHz</p> <p>Transmit Freq Error 44.726 kHz OBW Power 99.00 % x dB Bandwidth 12.56 MHz x dB -6.00 dB</p> <p>MSG STATUS</p>



11N20SISO/MCH



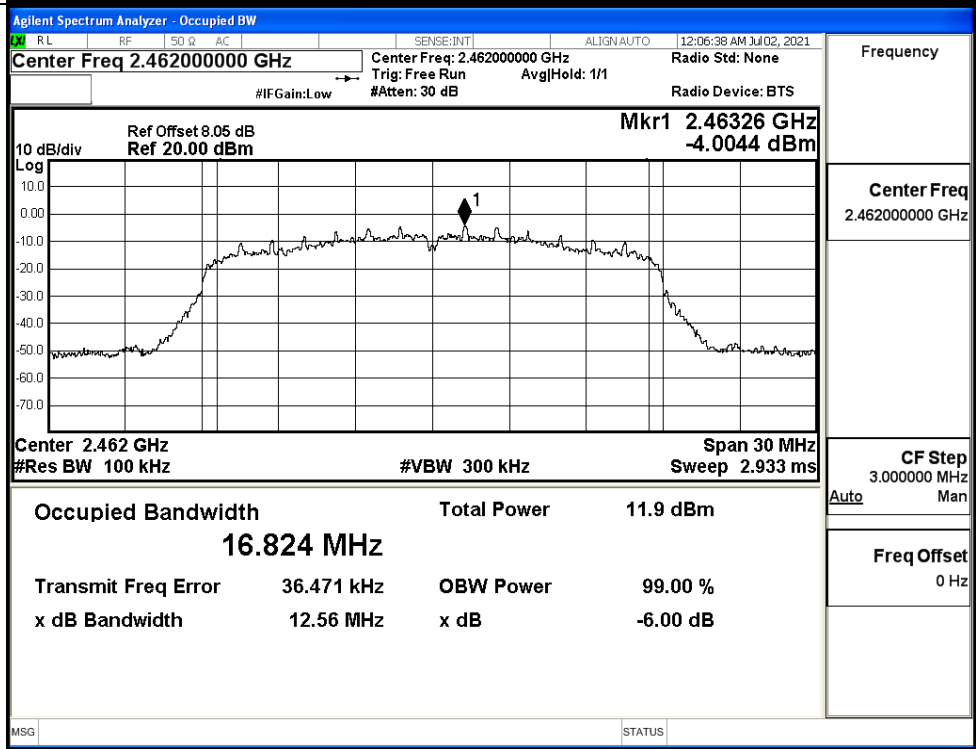
Frequency
2.43700000 GHz

Center Freq
2.43700000 GHz

CF Step
3.000000 MHz
Auto Man

Freq Offset
0 Hz

11N20SISO/HCH



Frequency
2.46200000 GHz

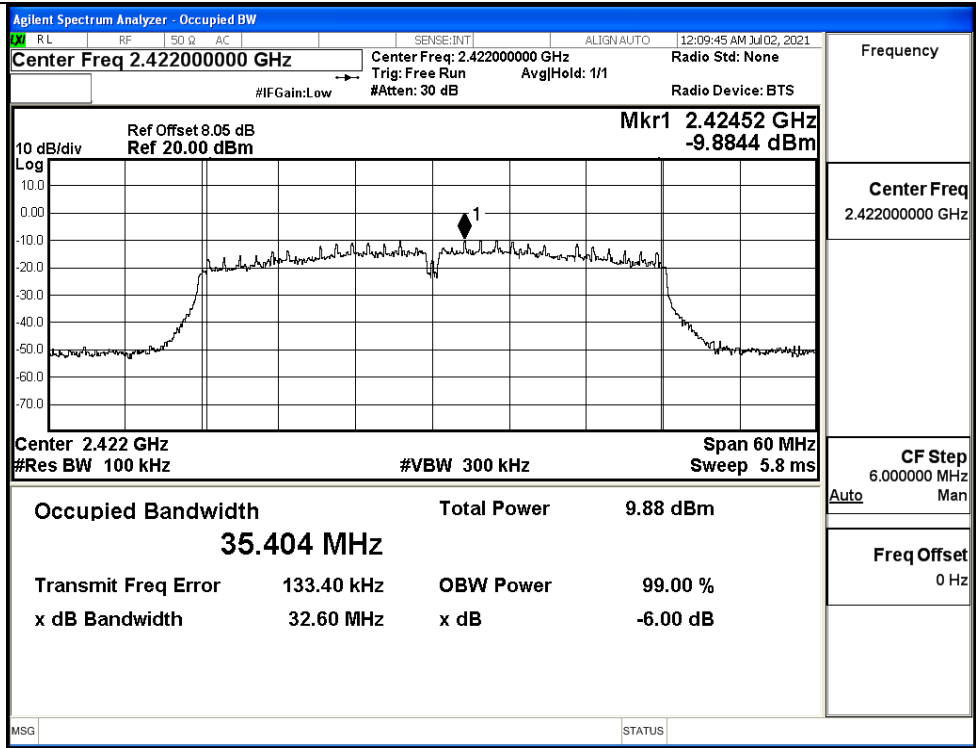
Center Freq
2.46200000 GHz

CF Step
3.000000 MHz
Auto Man

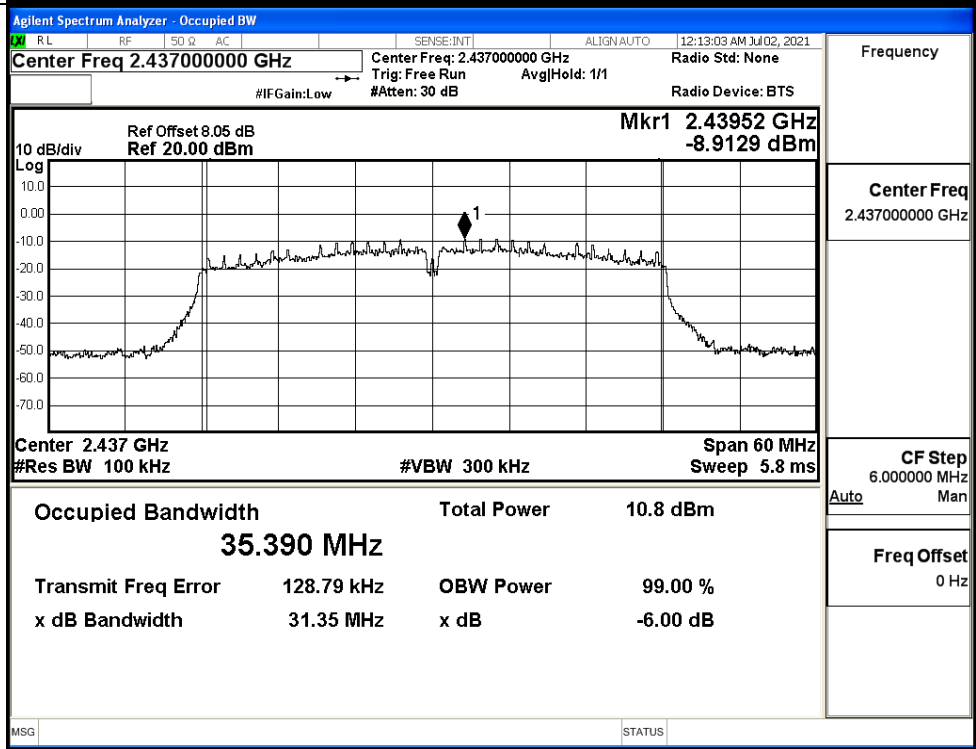
Freq Offset
0 Hz

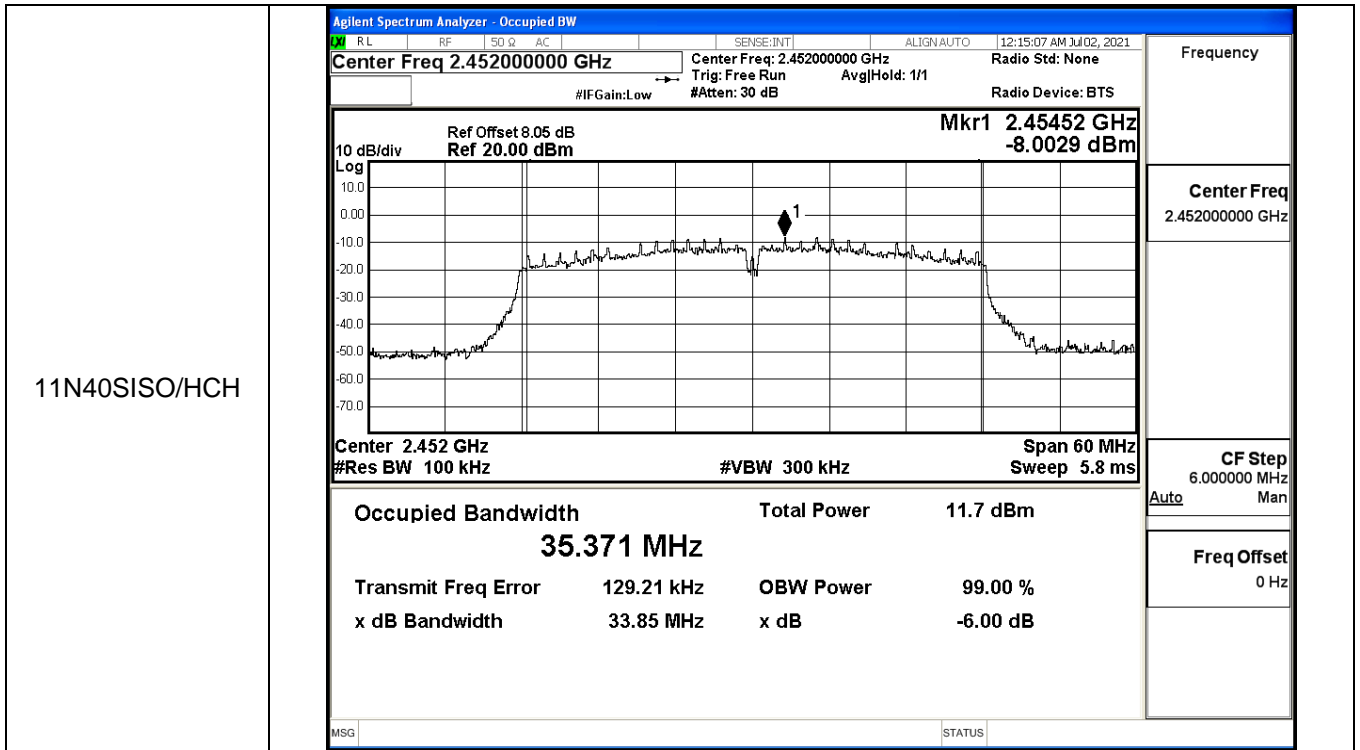


11N40SISO/LCH



11N40SISO/MCH





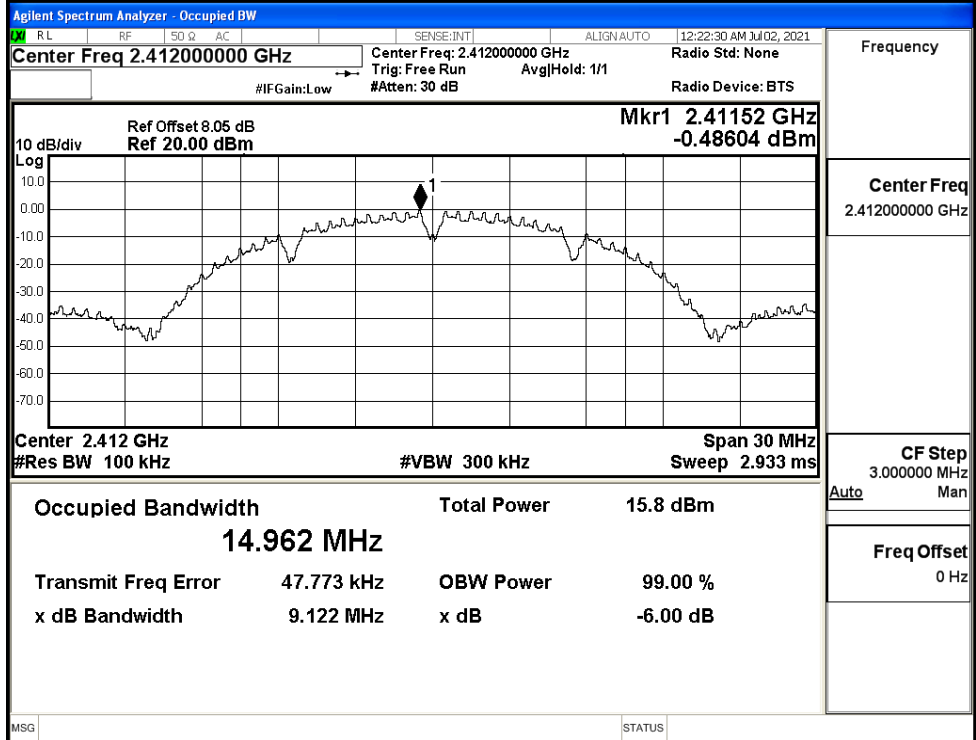
ANT1

Mode	Channel	6dB Bandwidth [MHz]	Limit [MHz]	Verdict
11B	LCH	9.122	≥0.5	PASS
	MCH	9.568	≥0.5	PASS
	HCH	9.136	≥0.5	PASS
11G	LCH	13.79	≥0.5	PASS
	MCH	10.12	≥0.5	PASS
	HCH	13.76	≥0.5	PASS
11N20SISO	LCH	11.35	≥0.5	PASS
	MCH	13.77	≥0.5	PASS
	HCH	12.58	≥0.5	PASS
11N40SISO	LCH	33.85	≥0.5	PASS
	MCH	32.61	≥0.5	PASS
	HCH	31.34	≥0.5	PASS

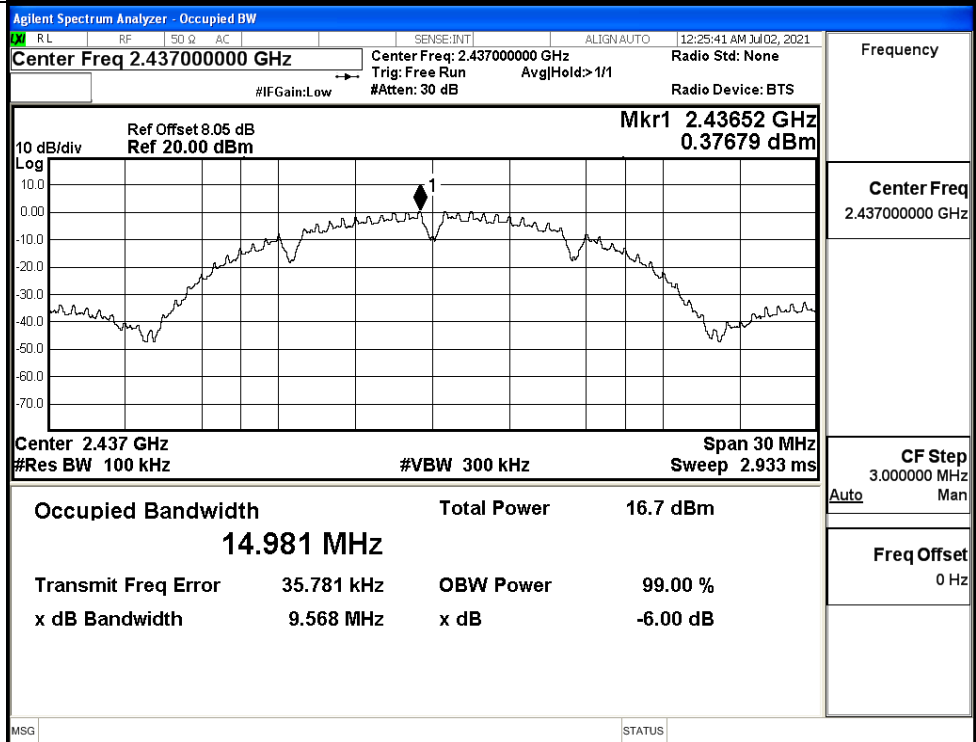


Test Graphs

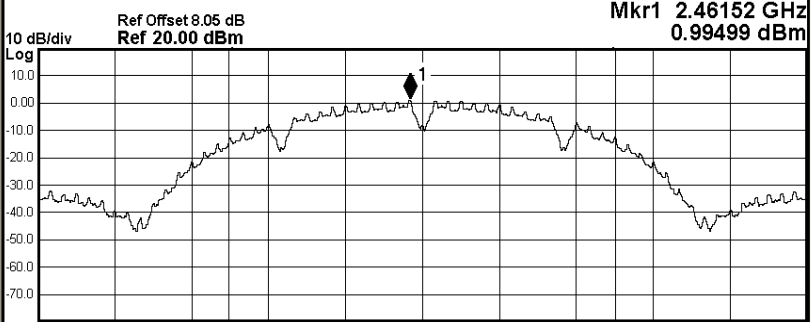
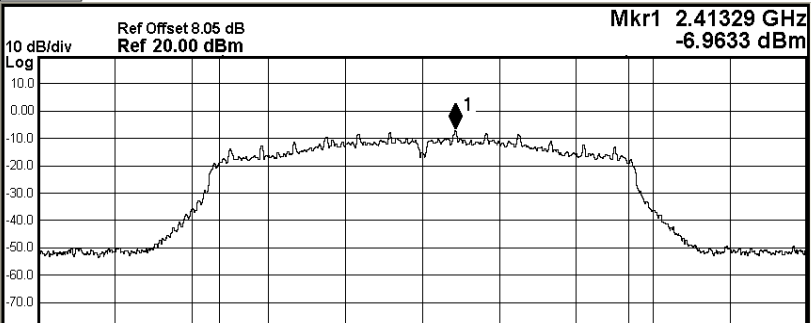
11B/LCH



11B/MCH





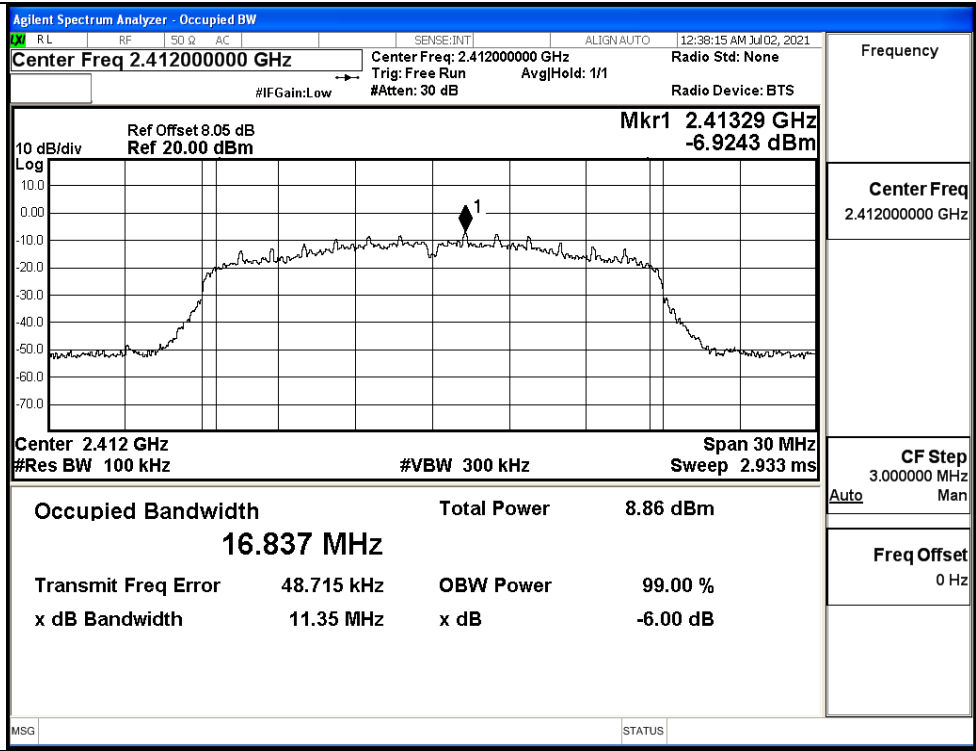
11B/HCH	<p>Agilent Spectrum Analyzer - Occupied BW</p> <p>RL RF 50 Ω AC SENSE:INT ALIGN AUTO 12:27:58 AM Jul02, 2021</p> <p>Center Freq 2.46200000 GHz Center Freq: 2.46200000 GHz Radio Std: None Trig: Free Run AvgHold: 1/1 #IFGain:Low #Atten: 30 dB Radio Device: BTS</p> <p>10 dB/div Ref Offset 8.05 dB Mkr1 2.46152 GHz Ref 20.00 dBm 0.99499 dBm</p>  <p>Center 2.462 GHz Span 30 MHz #Res BW 100 kHz #VBW 300 kHz Sweep 2.933 ms</p> <p>Occupied Bandwidth Total Power 17.2 dBm 14.978 MHz</p> <p>Transmit Freq Error 12.628 kHz OBW Power 99.00 % x dB Bandwidth 9.136 MHz x dB -6.00 dB</p> <p>MSG STATUS</p>	<p>Frequency</p> <p>Center Freq 2.46200000 GHz</p> <p>CF Step 3.000000 MHz Auto Man</p> <p>Freq Offset 0 Hz</p>
	11G/LCH	<p>Agilent Spectrum Analyzer - Occupied BW</p> <p>RL RF 50 Ω AC SENSE:INT ALIGN AUTO 12:31:13 AM Jul02, 2021</p> <p>Center Freq 2.41200000 GHz Center Freq: 2.41200000 GHz Radio Std: None Trig: Free Run AvgHold: 1/1 #IFGain:Low #Atten: 30 dB Radio Device: BTS</p> <p>10 dB/div Ref Offset 8.05 dB Mkr1 2.41329 GHz Ref 20.00 dBm -6.9633 dBm</p>  <p>Center 2.412 GHz Span 30 MHz #Res BW 100 kHz #VBW 300 kHz Sweep 2.933 ms</p> <p>Occupied Bandwidth Total Power 9.01 dBm 15.949 MHz</p> <p>Transmit Freq Error 58.568 kHz OBW Power 99.00 % x dB Bandwidth 13.79 MHz x dB -6.00 dB</p> <p>MSG STATUS</p>



<p>11G/MCH</p>	<p>Agilent Spectrum Analyzer - Occupied BW</p> <p>RL RF 50 Ω AC SENSE:INT ALIGN AUTO 12:33:43 AM Jul 02, 2021</p> <p>Center Freq 2.43700000 GHz Center Freq: 2.43700000 GHz Radio Std: None Trig: Free Run AvgHold: 1/1 #IFGain:Low #Atten: 30 dB Radio Device: BTS</p> <p>10 dB/div Ref Offset 8.05 dB Mkr1 2.43829 GHz Ref 20.00 dB -5.2439 dBm</p> <p>Center 2.437 GHz Span 30 MHz #Res BW 100 kHz #VBW 300 kHz Sweep 2.933 ms</p> <p>Occupied Bandwidth 15.955 MHz Total Power 10.6 dBm</p> <p>Transmit Freq Error 58.029 kHz OBW Power 99.00 % x dB Bandwidth 10.12 MHz x dB -6.00 dB</p> <p>MSG STATUS</p>	<p>Frequency</p> <p>Center Freq 2.43700000 GHz</p> <p>CF Step 3.000000 MHz Auto Man</p> <p>Freq Offset 0 Hz</p>
	<p>11G/HCH</p>	<p>Agilent Spectrum Analyzer - Occupied BW</p> <p>RL RF 50 Ω AC SENSE:INT ALIGN AUTO 12:35:38 AM Jul 02, 2021</p> <p>Center Freq 2.46200000 GHz Center Freq: 2.46200000 GHz Radio Std: None Trig: Free Run AvgHold: 1/1 #IFGain:Low #Atten: 30 dB Radio Device: BTS</p> <p>10 dB/div Ref Offset 8.05 dB Mkr1 2.46326 GHz Ref 20.00 dB -4.1987 dBm</p> <p>Center 2.462 GHz Span 30 MHz #Res BW 100 kHz #VBW 300 kHz Sweep 2.933 ms</p> <p>Occupied Bandwidth 15.946 MHz Total Power 12.0 dBm</p> <p>Transmit Freq Error 45.809 kHz OBW Power 99.00 % x dB Bandwidth 13.76 MHz x dB -6.00 dB</p> <p>MSG STATUS</p>



11N20SISO/LCH



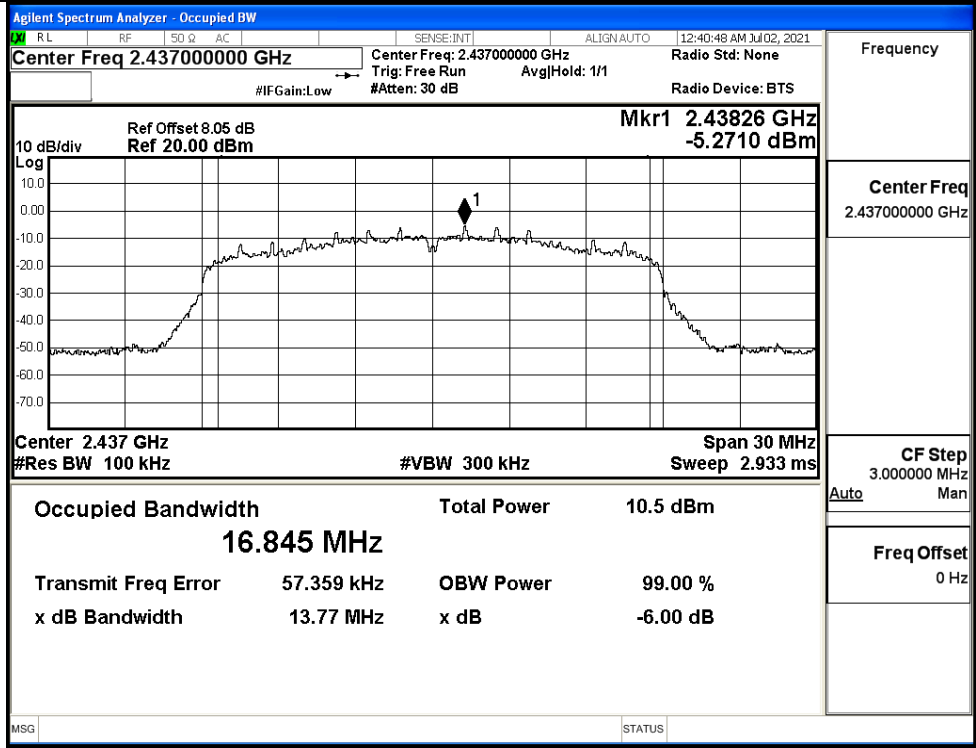
Frequency
2.41200000 GHz

Center Freq
2.41200000 GHz

CF Step
3.000000 MHz
Auto Man

Freq Offset
0 Hz

11N20SISO/MCH



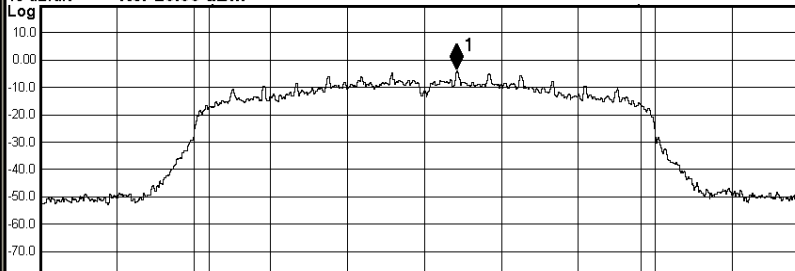
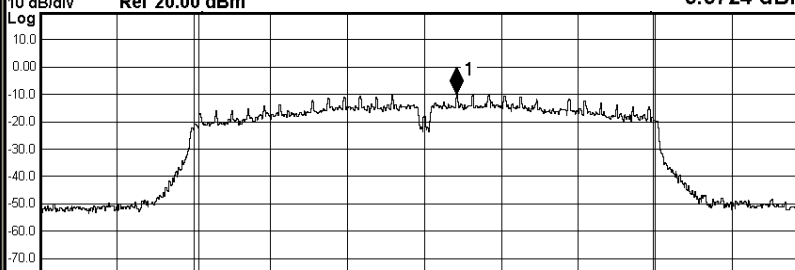
Frequency
2.43700000 GHz

Center Freq
2.43700000 GHz

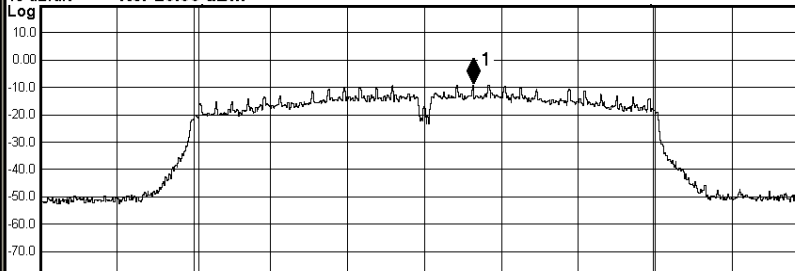
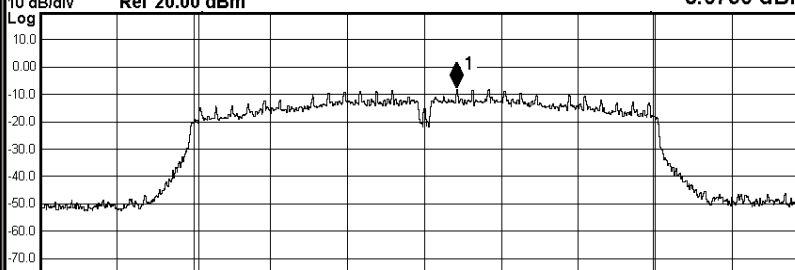
CF Step
3.000000 MHz
Auto Man

Freq Offset
0 Hz



<p>11N20SISO/HCH</p>	<p>Agilent Spectrum Analyzer - Occupied BW</p> <p>Center Freq 2.46200000 GHz Center Freq: 2.46200000 GHz Radio Std: None Trig: Free Run AvgHold: 1/1 #IFGain:Low #Atten: 30 dB Radio Device: BTS</p> <p>10 dB/div Ref Offset 8.05 dB Mkr1 2.46326 GHz Ref 20.00 dBm -3.8935 dBm</p>  <p>Center 2.462 GHz Span 30 MHz #Res BW 100 kHz #VBW 300 kHz Sweep 2.933 ms</p> <p>Occupied Bandwidth Total Power 11.8 dBm 16.826 MHz</p> <p>Transmit Freq Error 33.981 kHz OBW Power 99.00 % x dB Bandwidth 12.58 MHz x dB -6.00 dB</p> <p>MSG STATUS</p>	<p>Frequency</p> <p>Center Freq 2.46200000 GHz</p> <p>CF Step 3.000000 MHz Auto Man</p> <p>Freq Offset 0 Hz</p>
<p>11N40SISO/LCH</p>	<p>Agilent Spectrum Analyzer - Occupied BW</p> <p>Center Freq 2.42200000 GHz Center Freq: 2.42200000 GHz Radio Std: None Trig: Free Run AvgHold: 1/1 #IFGain:Low #Atten: 30 dB Radio Device: BTS</p> <p>10 dB/div Ref Offset 8.05 dB Mkr1 2.42452 GHz Ref 20.00 dBm -9.9724 dBm</p>  <p>Center 2.422 GHz Span 60 MHz #Res BW 100 kHz #VBW 300 kHz Sweep 5.8 ms</p> <p>Occupied Bandwidth Total Power 9.84 dBm 35.407 MHz</p> <p>Transmit Freq Error 146.71 kHz OBW Power 99.00 % x dB Bandwidth 33.85 MHz x dB -6.00 dB</p> <p>MSG STATUS</p>	<p>Frequency</p> <p>Center Freq 2.42200000 GHz</p> <p>CF Step 6.000000 MHz Auto Man</p> <p>Freq Offset 0 Hz</p>



<p>11N40SISO/MCH</p>	<p>Agilent Spectrum Analyzer - Occupied BW</p> <p>RL RF 50 Ω AC SENSE:INT ALIGN AUTO 12:51:06 AM Jul02, 2021</p> <p>Center Freq 2.43700000 GHz Center Freq: 2.43700000 GHz Radio Std: None Trig: Free Run AvgHold: 1/1 #IFGain:Low #Atten: 30 dB Radio Device: BTS</p> <p>10 dB/div Ref Offset 8.05 dB Mkr1 2.44078 GHz Ref 20.00 dBm -9.2167 dBm</p>  <p>Center 2.437 GHz Span 60 MHz #Res BW 100 kHz #VBW 300 kHz Sweep 5.8 ms</p> <p>Occupied Bandwidth Total Power 10.8 dBm 35.393 MHz</p> <p>Transmit Freq Error 141.06 kHz OBW Power 99.00 % x dB Bandwidth 32.61 MHz x dB -6.00 dB</p> <p>MSG STATUS</p>	<p>Frequency 2.43700000 GHz</p> <p>Center Freq 2.43700000 GHz</p> <p>CF Step 6.000000 MHz Auto Man</p> <p>Freq Offset 0 Hz</p>
<p>11N40SISO/HCH</p>	<p>Agilent Spectrum Analyzer - Occupied BW</p> <p>RL RF 50 Ω AC SENSE:INT ALIGN AUTO 12:53:01 AM Jul02, 2021</p> <p>Center Freq 2.45200000 GHz Center Freq: 2.45200000 GHz Radio Std: None Trig: Free Run AvgHold: 1/1 #IFGain:Low #Atten: 30 dB Radio Device: BTS</p> <p>10 dB/div Ref Offset 8.05 dB Mkr1 2.45452 GHz Ref 20.00 dBm -8.0790 dBm</p>  <p>Center 2.452 GHz Span 60 MHz #Res BW 100 kHz #VBW 300 kHz Sweep 5.8 ms</p> <p>Occupied Bandwidth Total Power 11.7 dBm 35.351 MHz</p> <p>Transmit Freq Error 112.42 kHz OBW Power 99.00 % x dB Bandwidth 31.34 MHz x dB -6.00 dB</p> <p>MSG STATUS</p>	<p>Frequency 2.45200000 GHz</p> <p>Center Freq 2.45200000 GHz</p> <p>CF Step 6.000000 MHz Auto Man</p> <p>Freq Offset 0 Hz</p>



C.6 RF Conducted Spurious Emissions

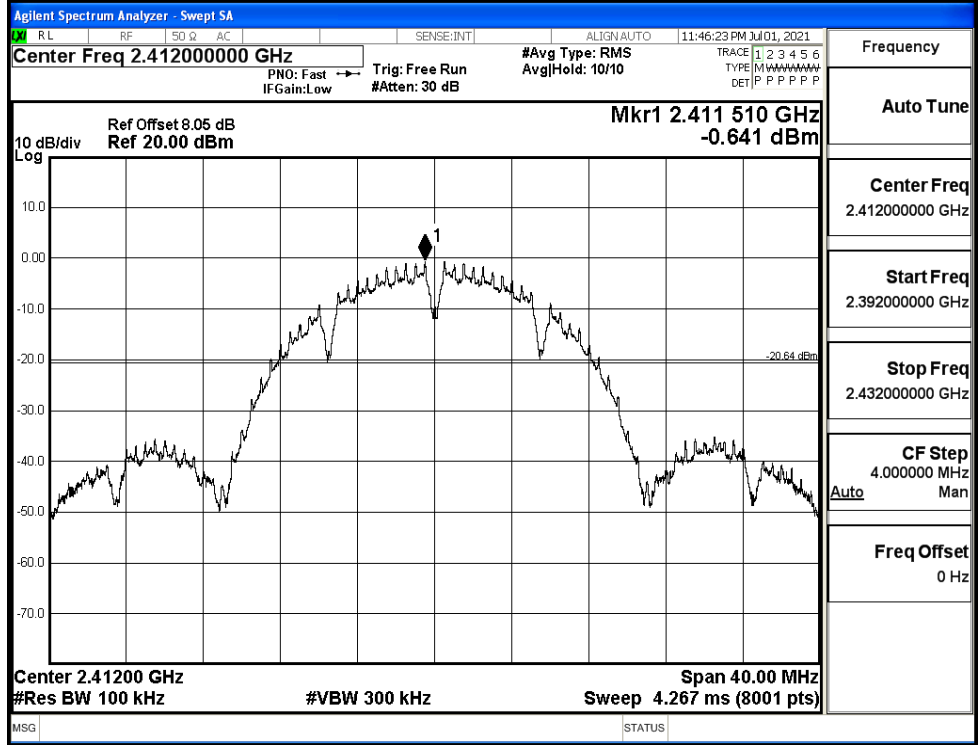
ANT0

Mode	Channel	Pref [dBm]	Max. Level [dBm]	Limit [dBm]	Verdict
11B	LCH	-0.641	-37.444	-20.641	PASS
	MCH	0.185	-38.488	-19.815	PASS
	HCH	0.704	-37.411	-19.296	PASS
11G	LCH	-7.3	-38.357	-27.300	PASS
	MCH	-6.431	-37.864	-26.431	PASS
	HCH	-4.001	-37.659	-24.001	PASS
11N20 SISO	LCH	-7.895	-37.086	-27.895	PASS
	MCH	-5.787	-38.132	-25.787	PASS
	HCH	-4.07	-38.347	-24.070	PASS
11N40 SISO	LCH	-10.135	-38.406	-30.135	PASS
	MCH	-8.9	-38.762	-28.900	PASS
	HCH	-8.082	-38.007	-28.082	PASS

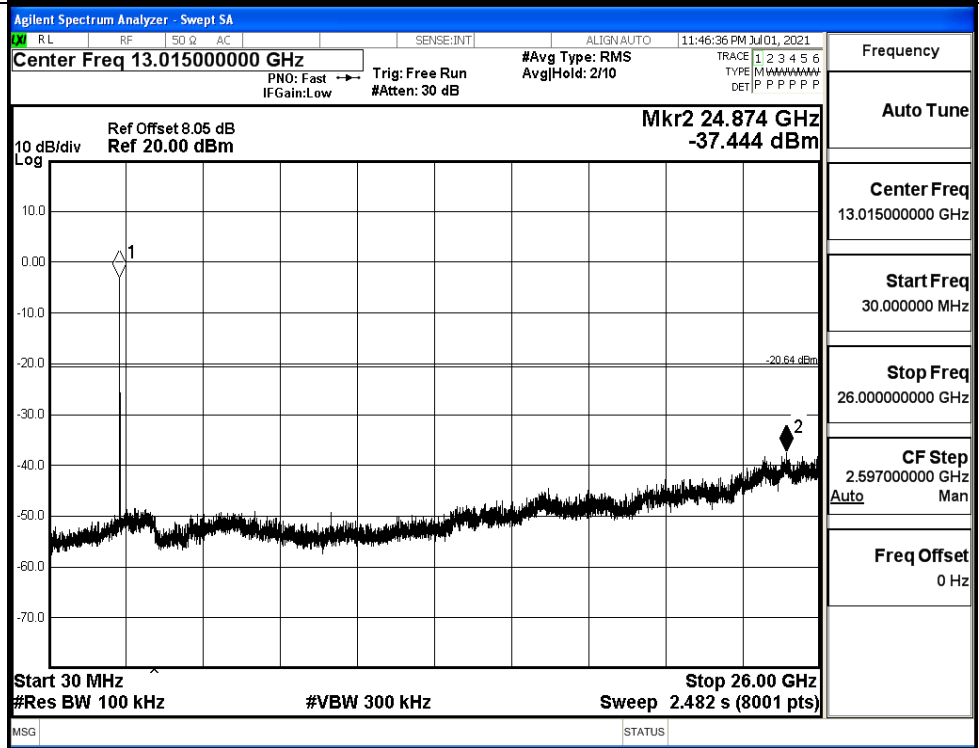


11B_LCH_Graphs

Pref/11B/LCH



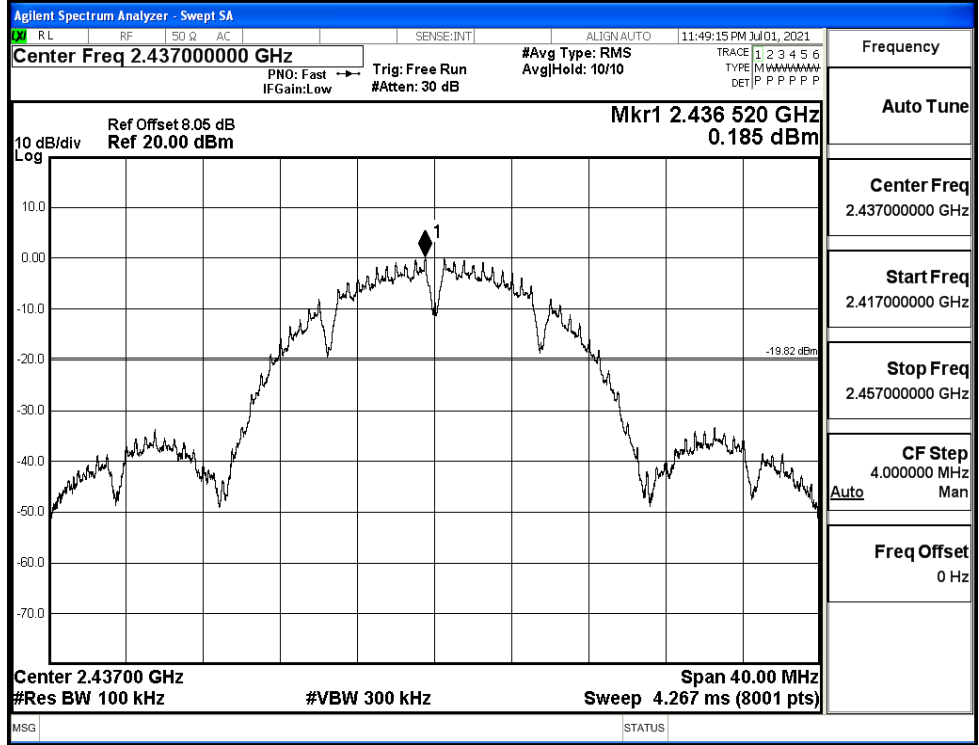
Puw/11B/LCH



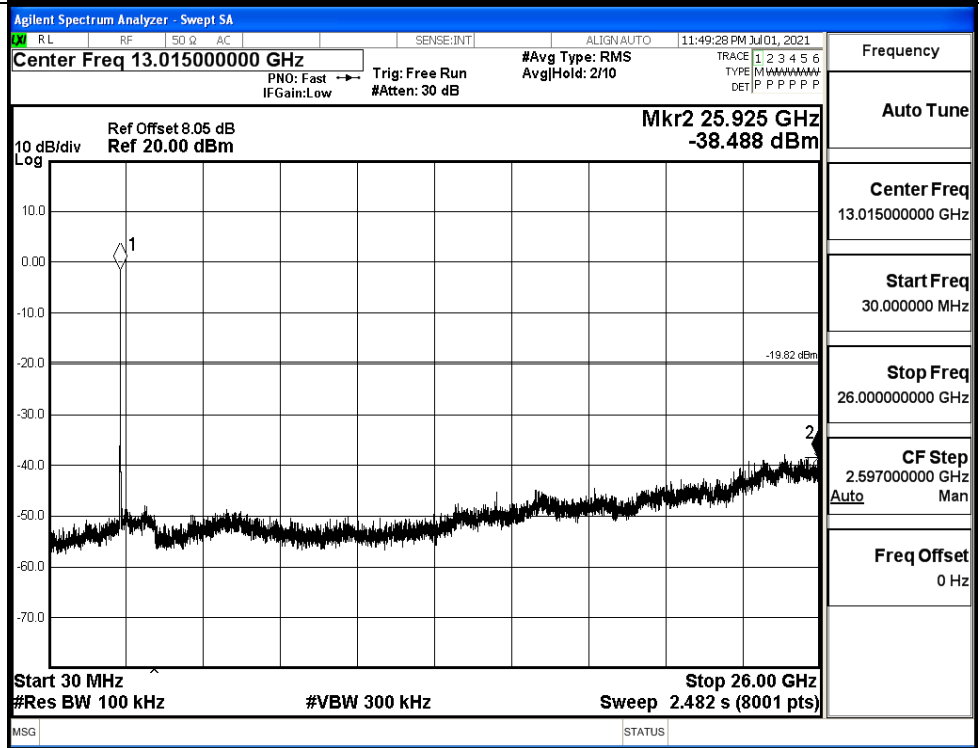


11B_MCH_Graphs

Pref/11B/MCH



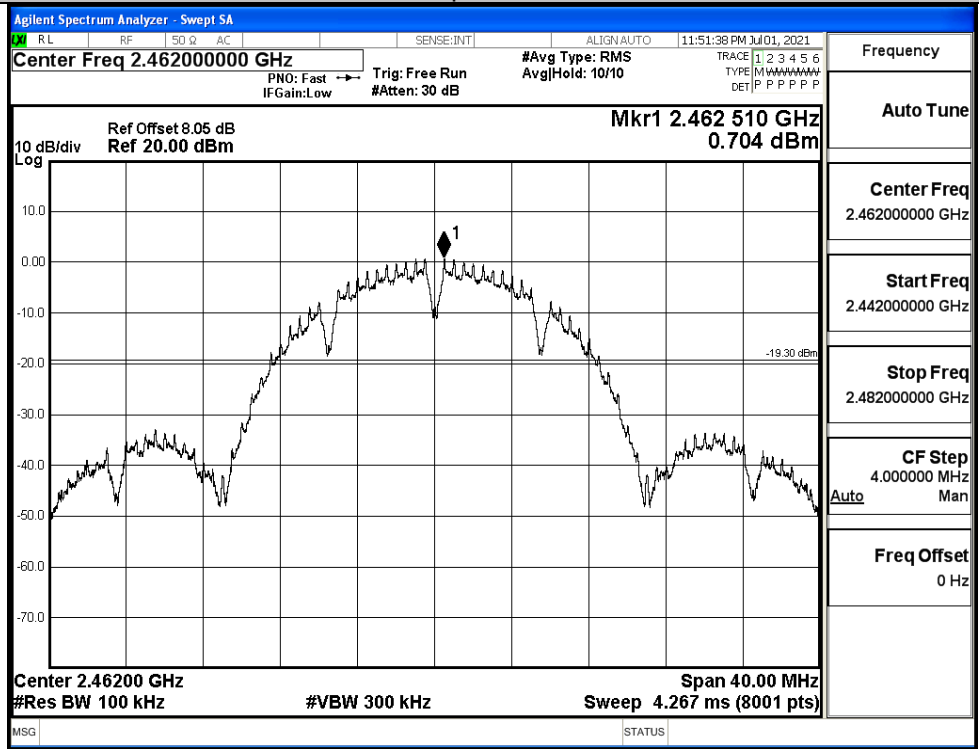
Puw/11B/MCH



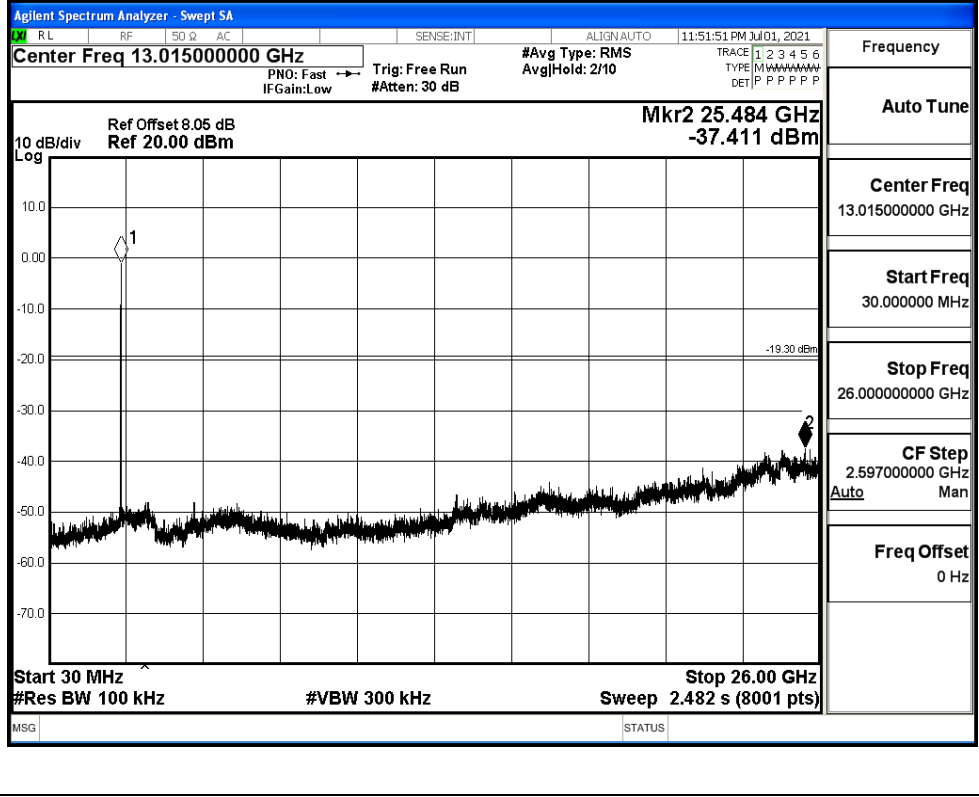


11B_HCH_Graphs

Pref/11B/HCH



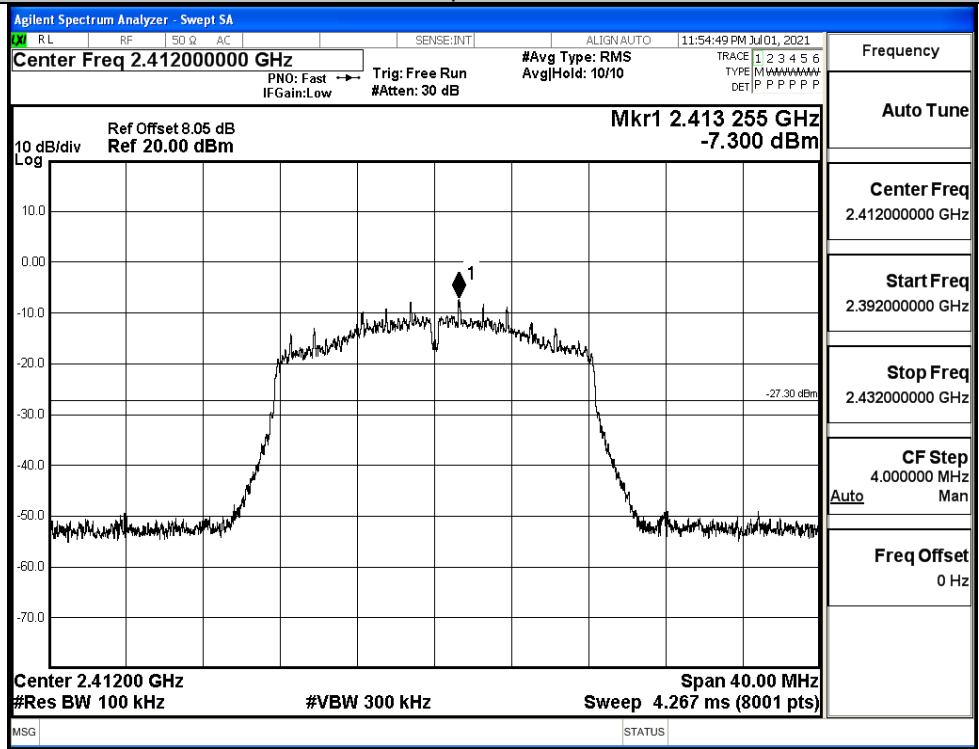
Puw/11B/HCH



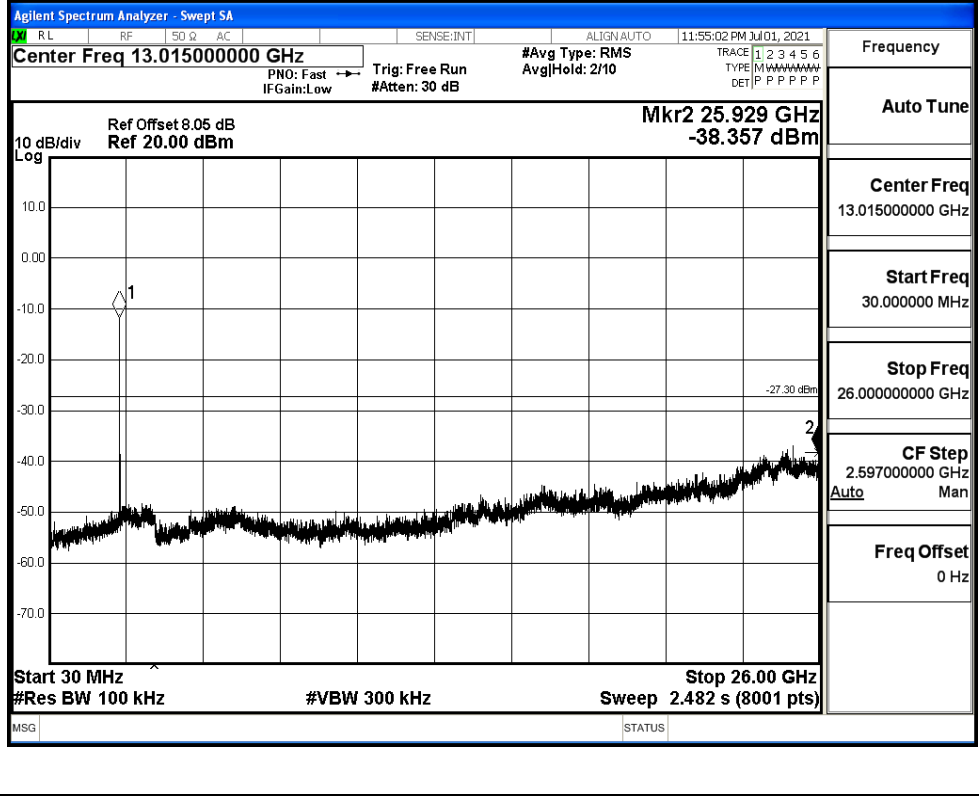


11G_LCH_Graphs

Pref/11G/LCH



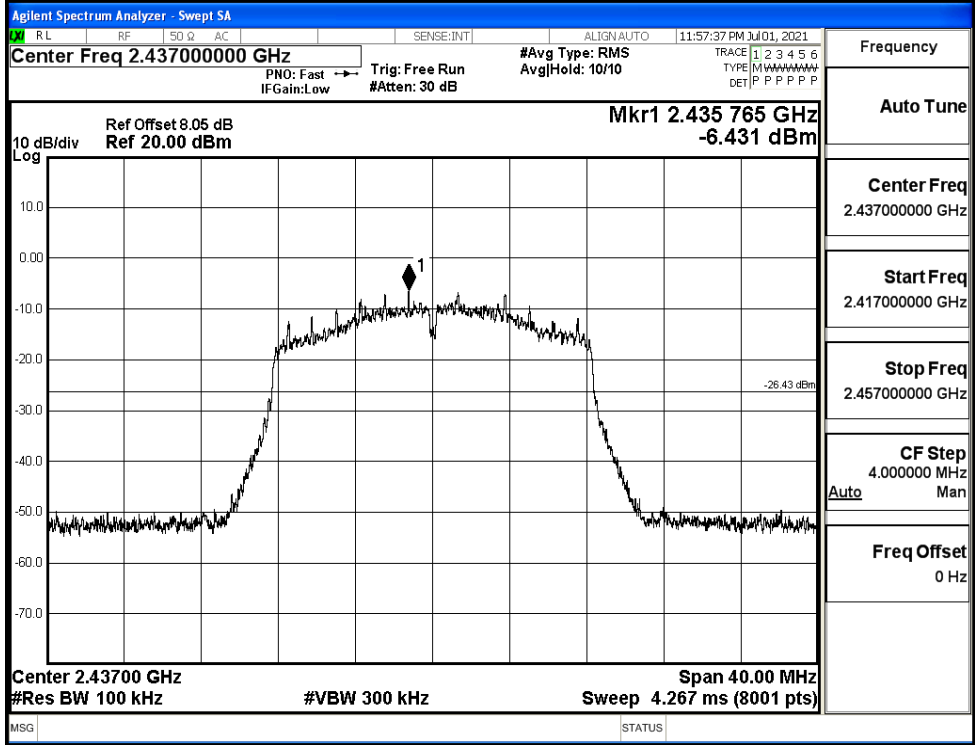
Puw/11G/LCH



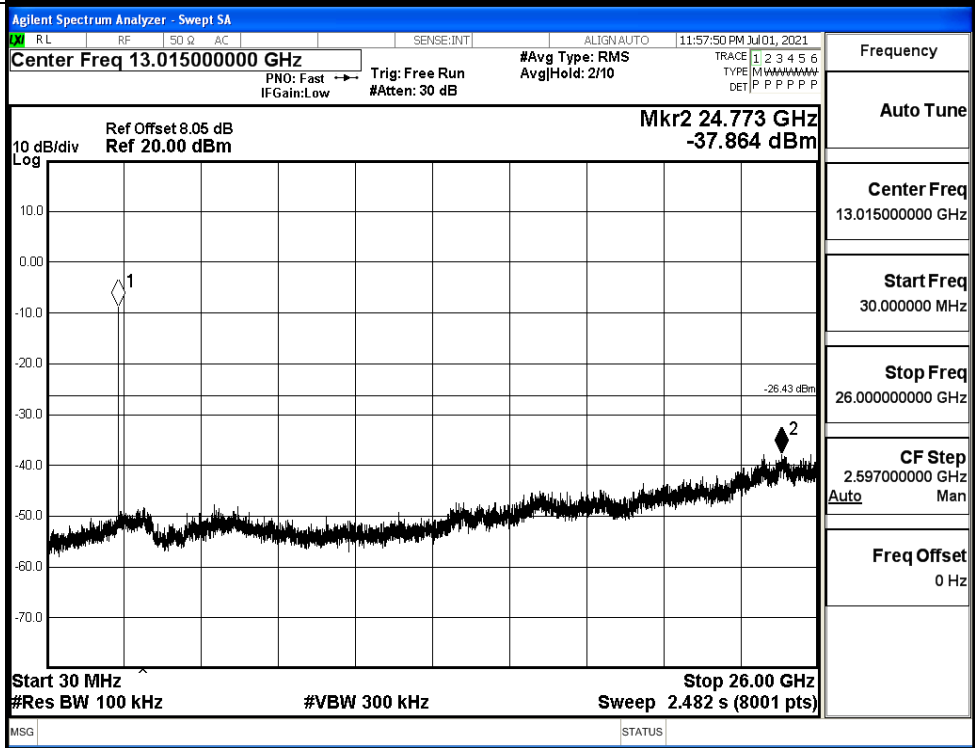


11G_MCH_Graphs

Pref/11G/MCH



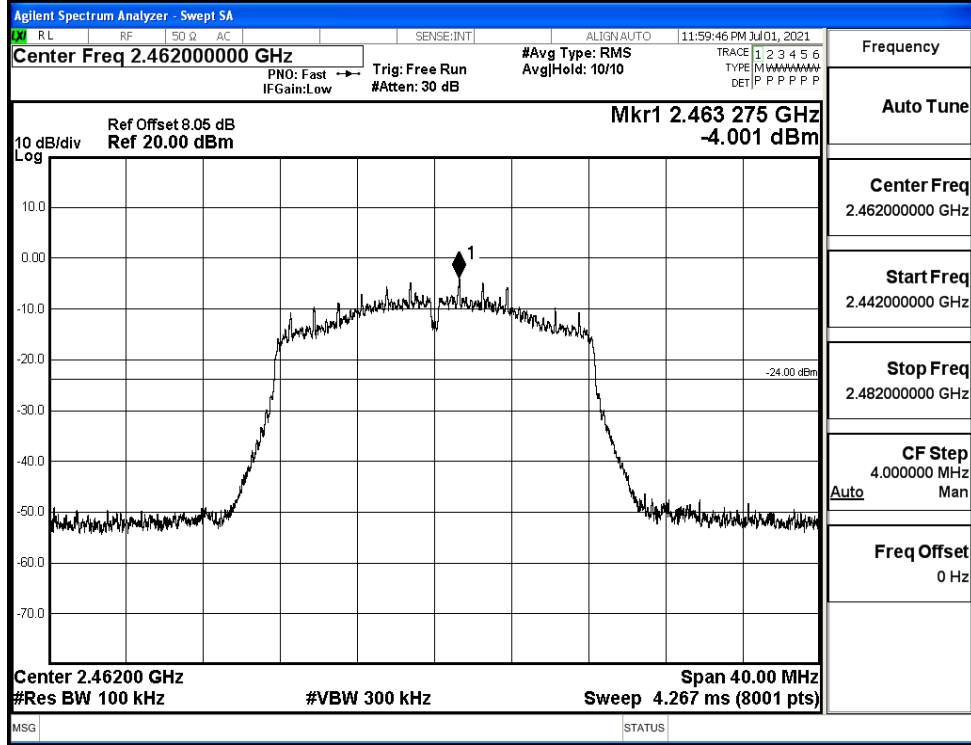
Puw/11G/MCH



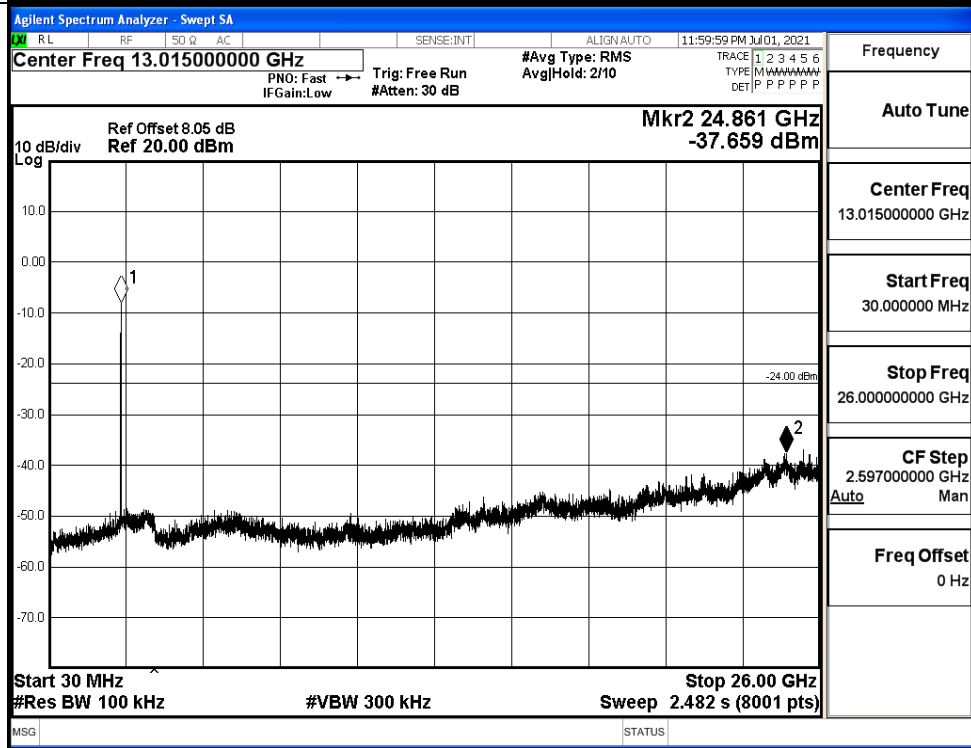


11G_HCH_Graphs

Pref/11G/HCH



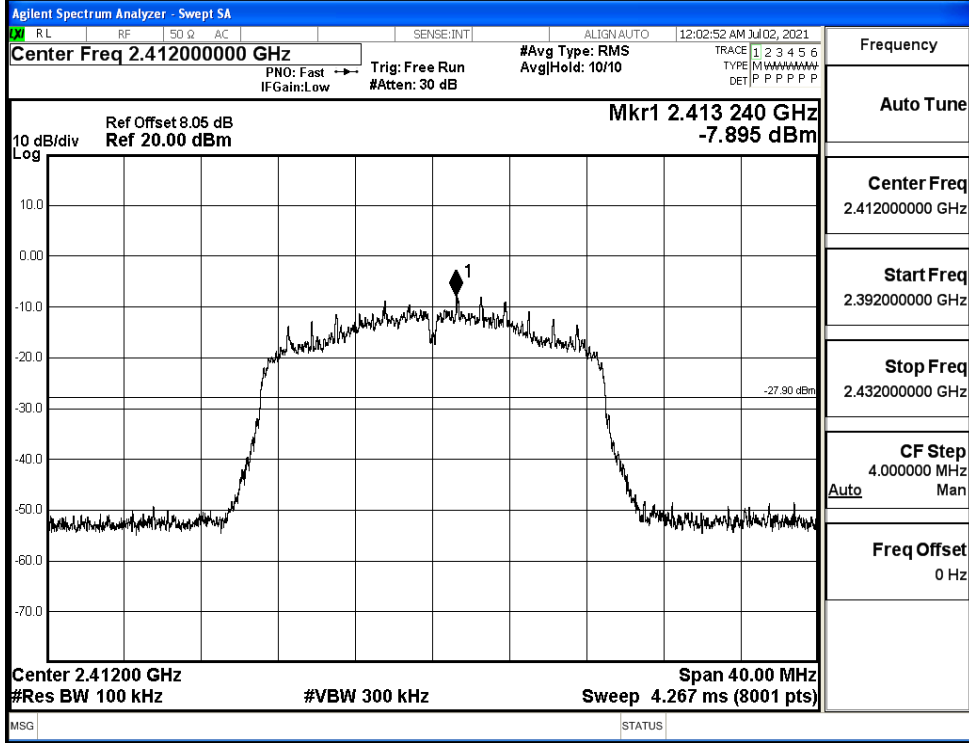
Puw/11G/HCH



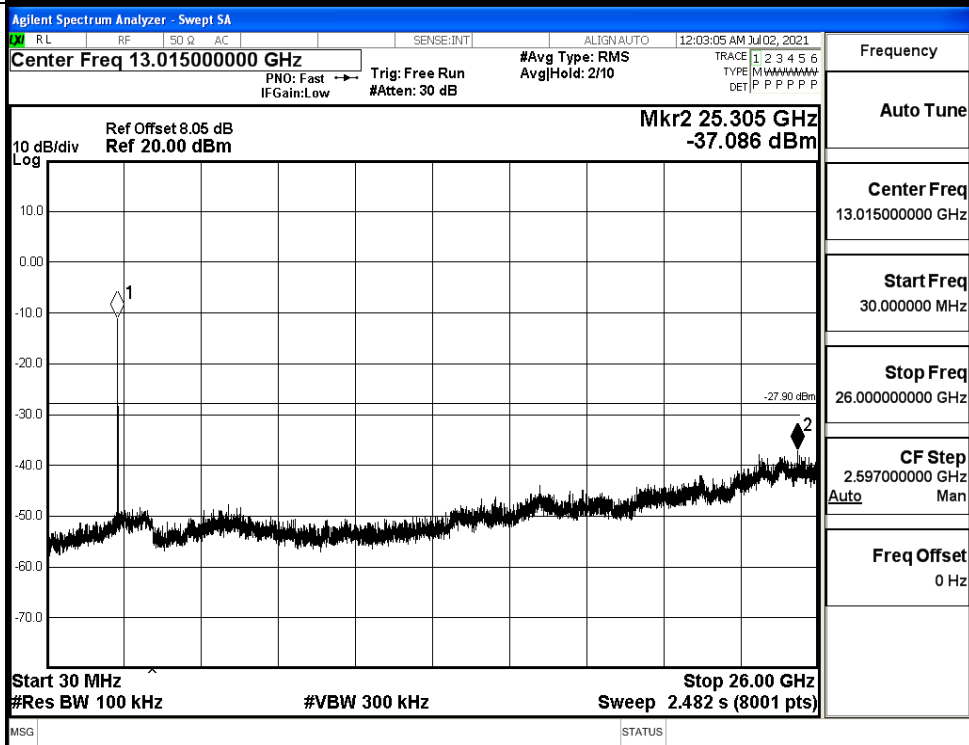


11N20SISO_LCH_Graphs

Pref/11N20SIS
O/LCH



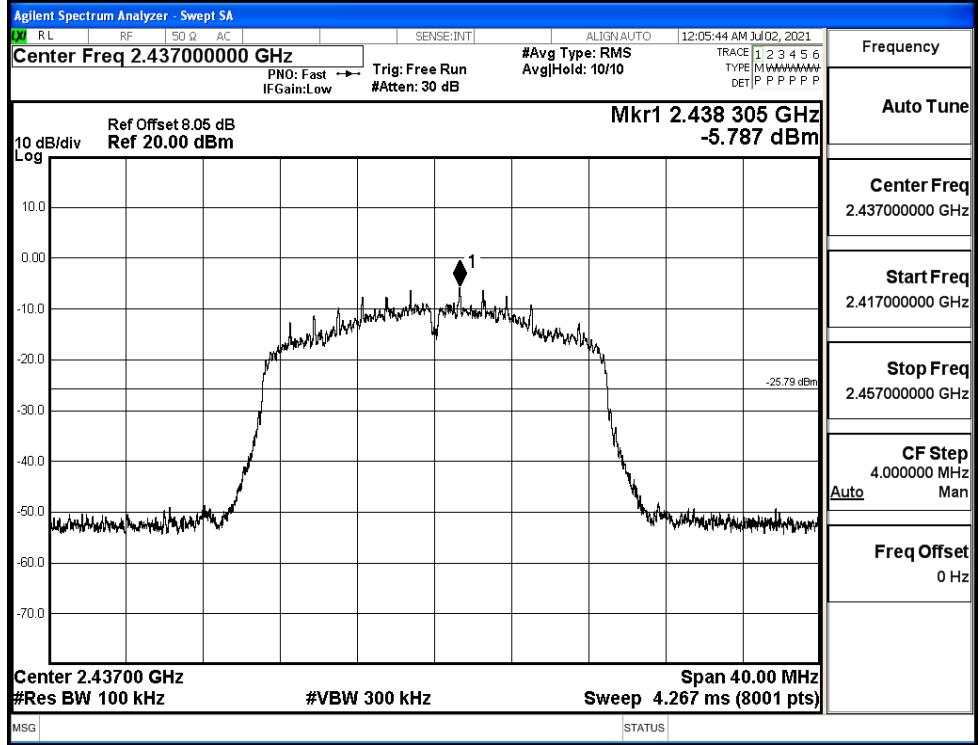
Puw/11N20
SISO/LCH



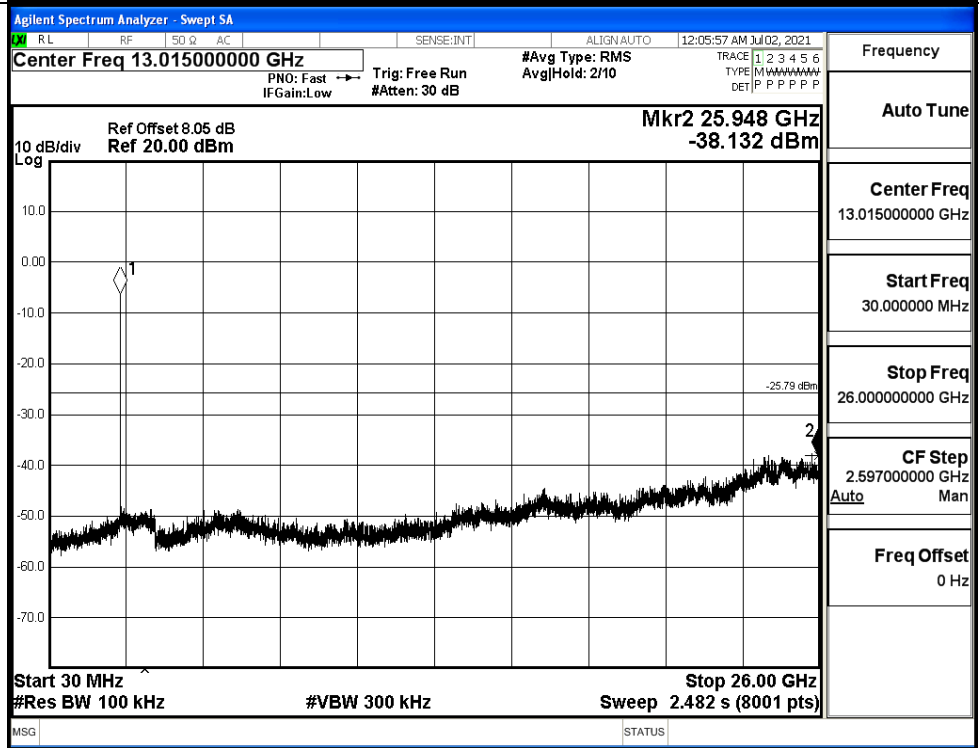


11N20SISO_MCH_Graphs

Pref/11N20
SISO/MCH



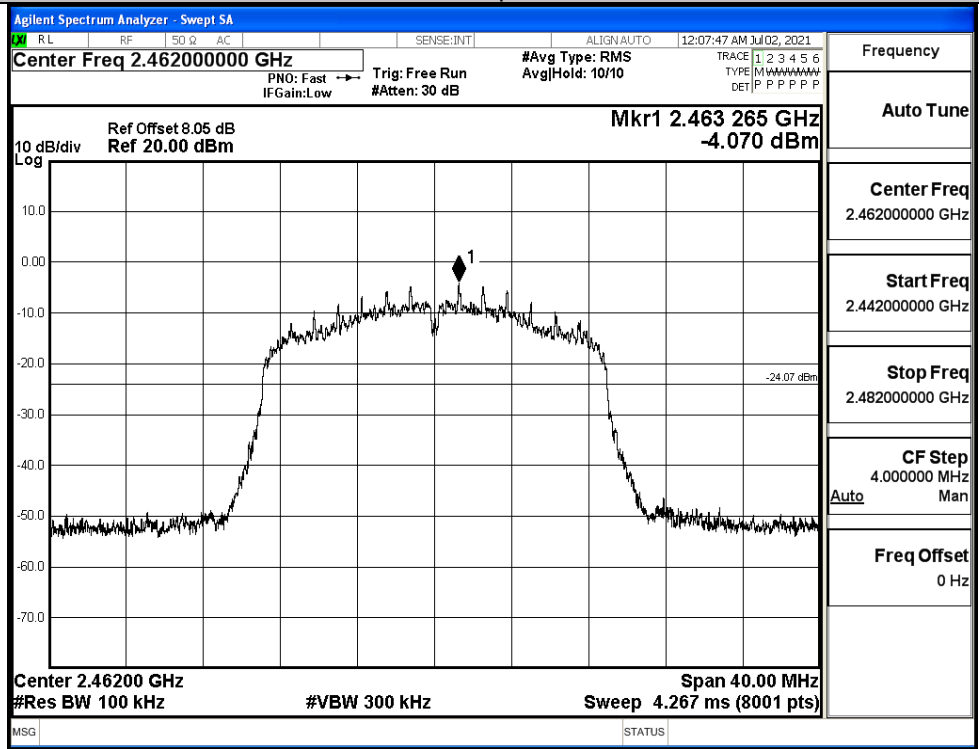
Puw/11N20
SISO/MCH



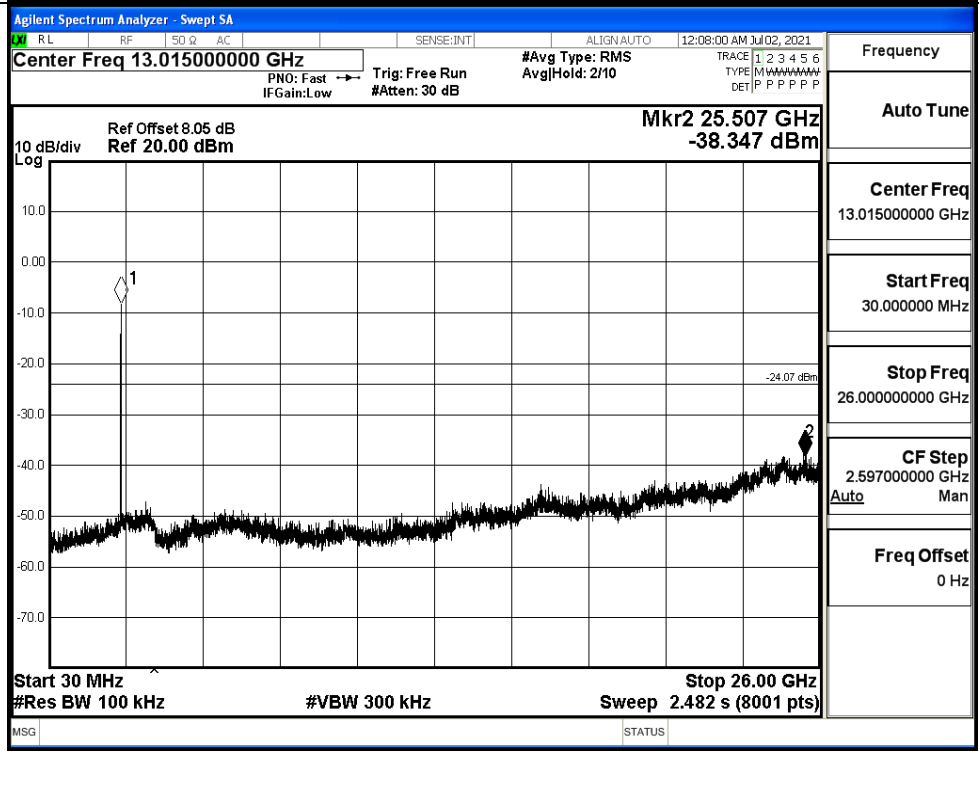


11N20SISO_HCH_Graphs

Pref/11N20
SISO/HCH



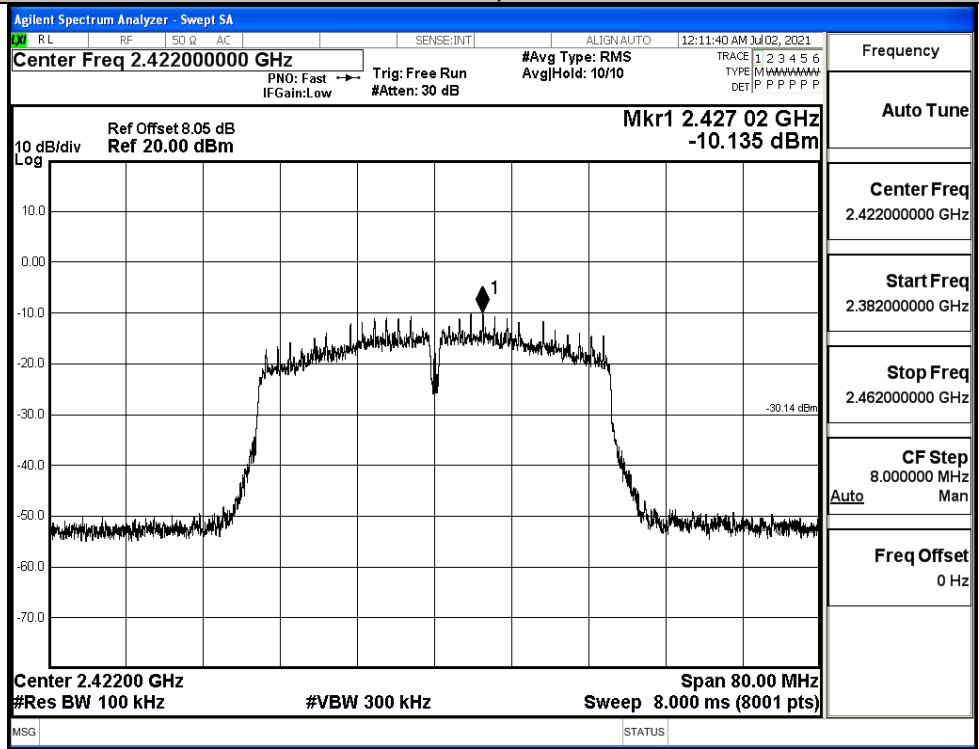
Puw/11N20
SISO/HCH



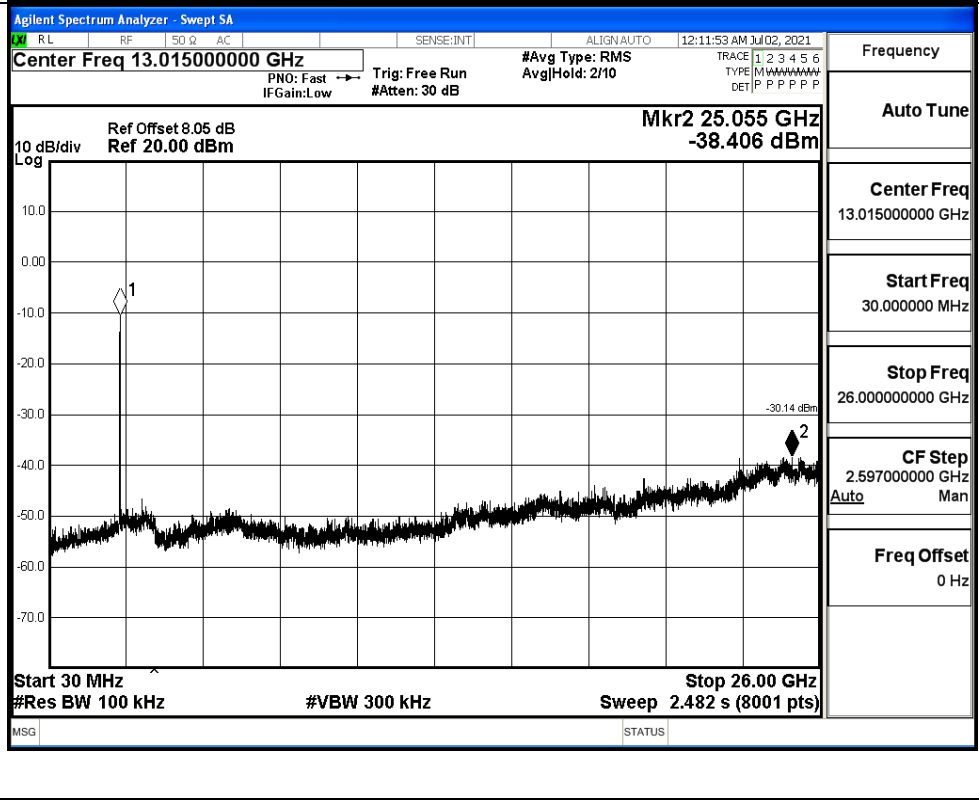


11N40SISO_LCH_Graphs

Pref/11N40
SISO/LCH



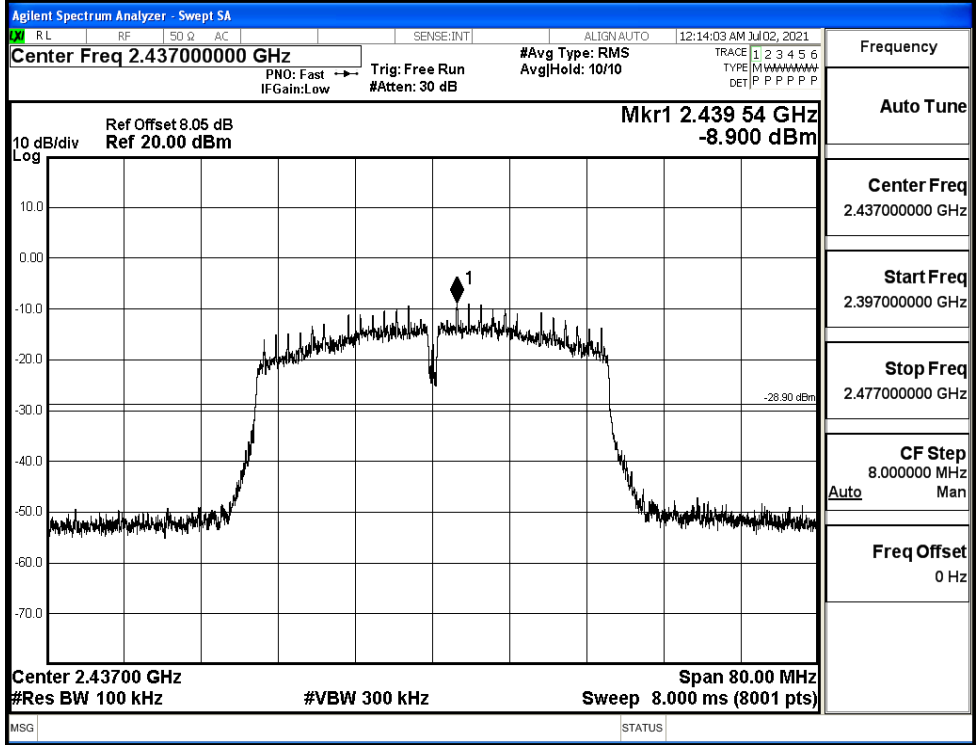
Puw/11N40
SISO/LCH



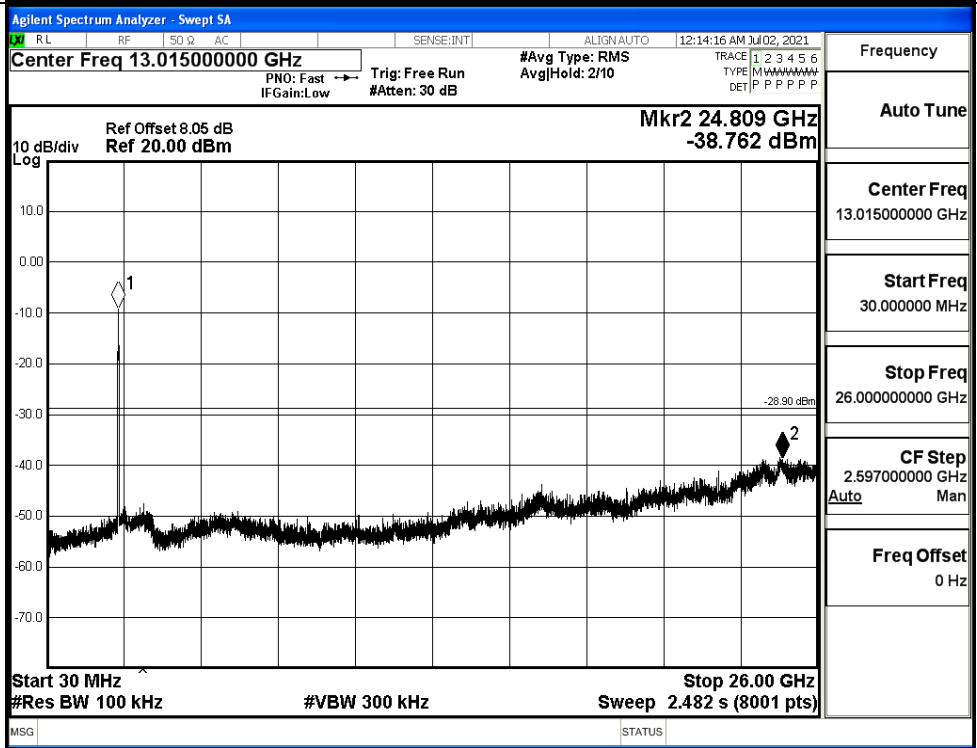


11N40SISO_MCH_Graphs

Pref/11N40
SISO/MCH



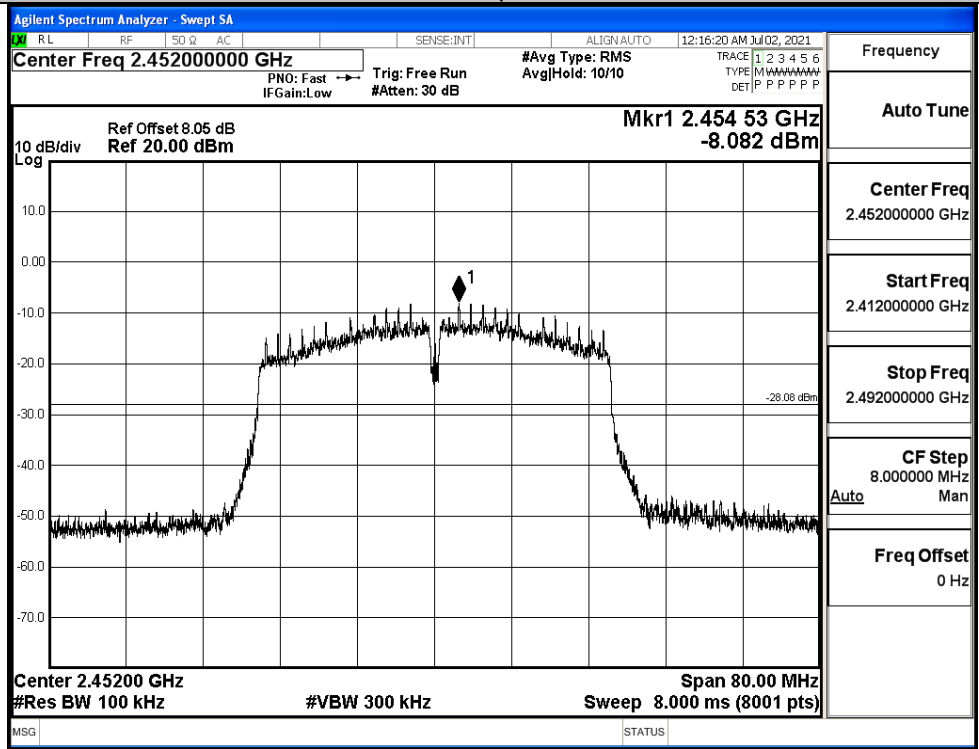
Puw/11N40
SISO/MCH



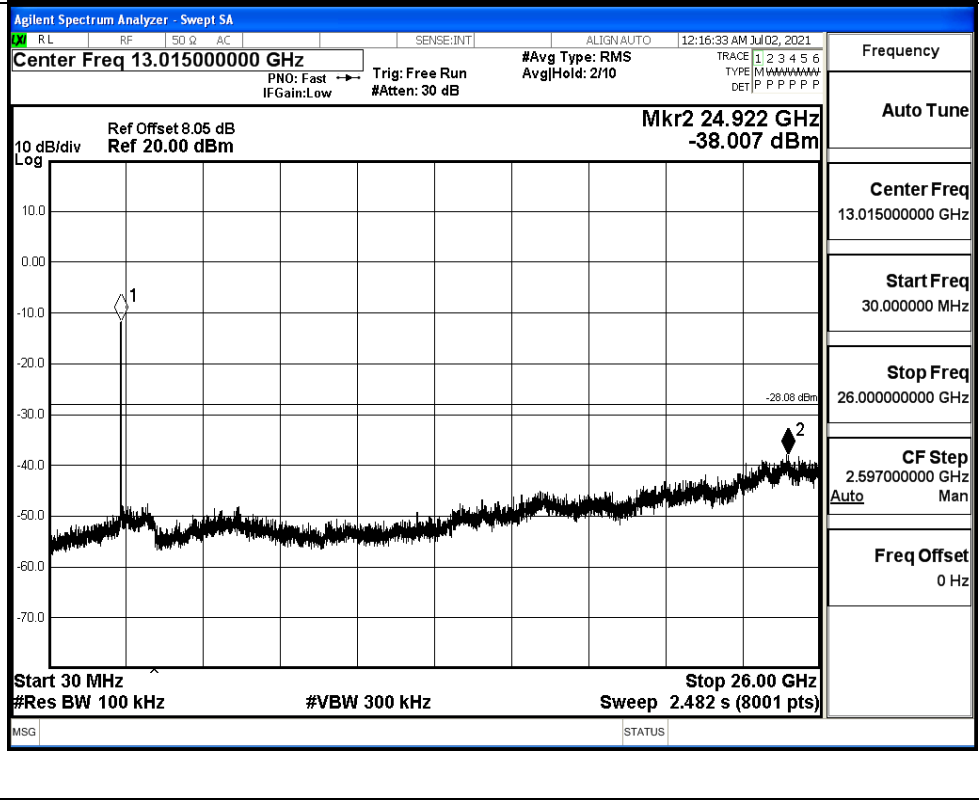


11N40SISO_HCH_Graphs

Pref/11N40
SISO/HCH



Puw/11N40
SISO/HCH





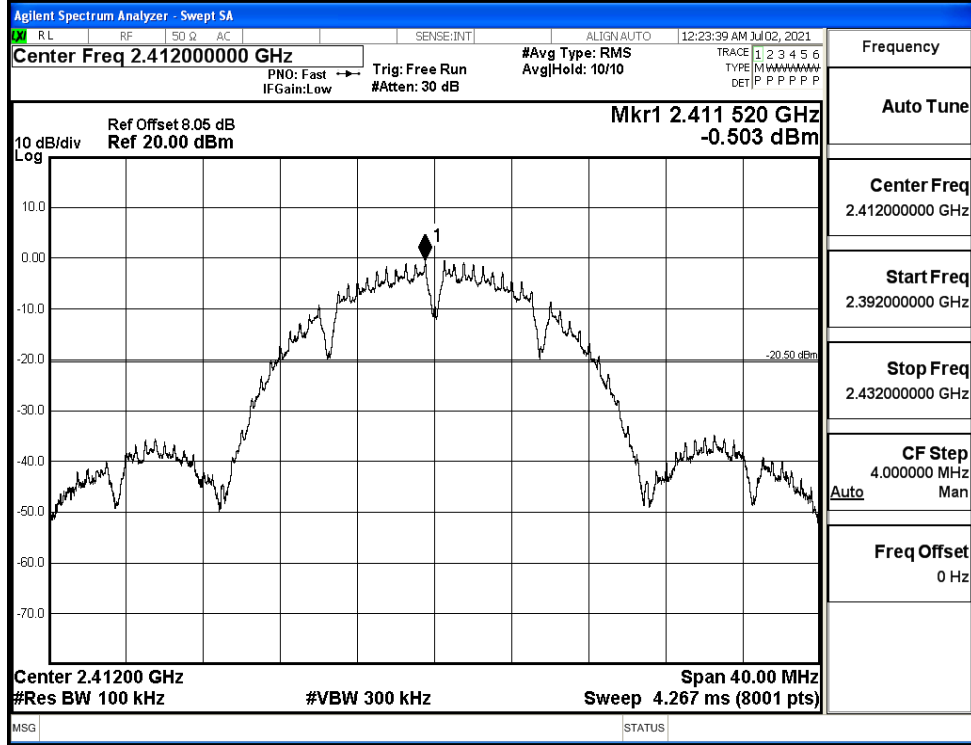
ANT1

Mode	Channel	Pref [dBm]	Max. Level [dBm]	Limit [dBm]	Verdict
11B	LCH	-0.503	-38.402	-20.503	PASS
	MCH	-0.002	-38.261	-20.002	PASS
	HCH	0.887	-37.753	-19.113	PASS
11G	LCH	-7.009	-37.916	-27.009	PASS
	MCH	-5.809	-38.020	-25.809	PASS
	HCH	-4.018	-37.818	-24.018	PASS
11N20 SISO	LCH	-7.039	-38.075	-27.039	PASS
	MCH	-6.184	-37.986	-26.184	PASS
	HCH	-4.806	-36.612	-24.806	PASS
11N40 SISO	LCH	-10.139	-37.970	-30.139	PASS
	MCH	-9.203	-36.786	-29.203	PASS
	HCH	-8.149	-37.883	-28.149	PASS

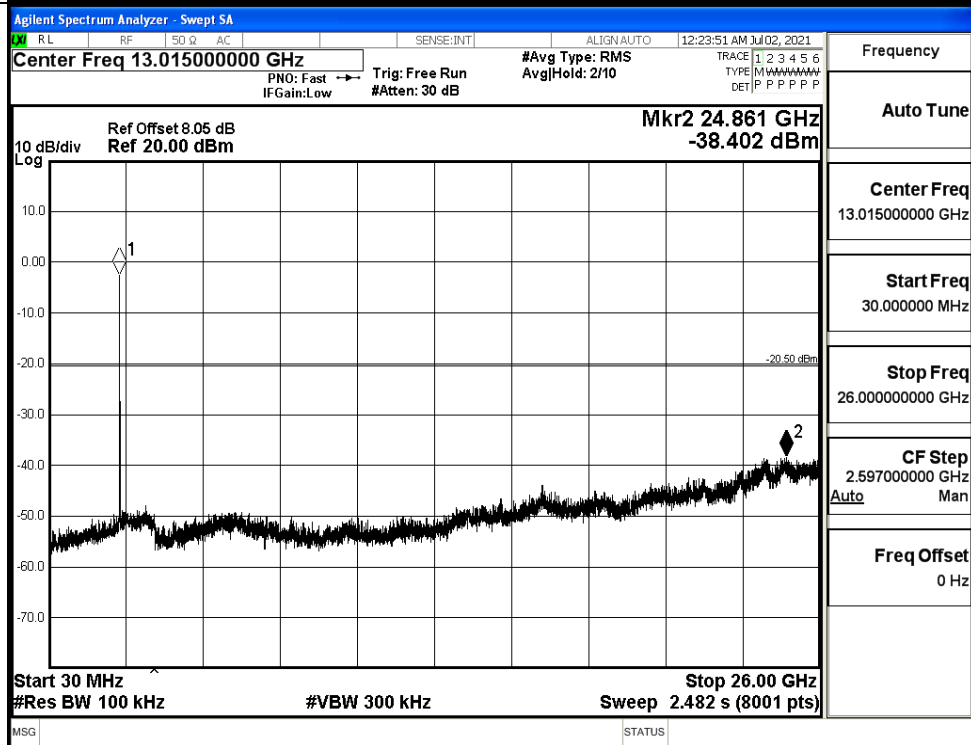


11B_LCH_Graphs

Pref/11B/LCH



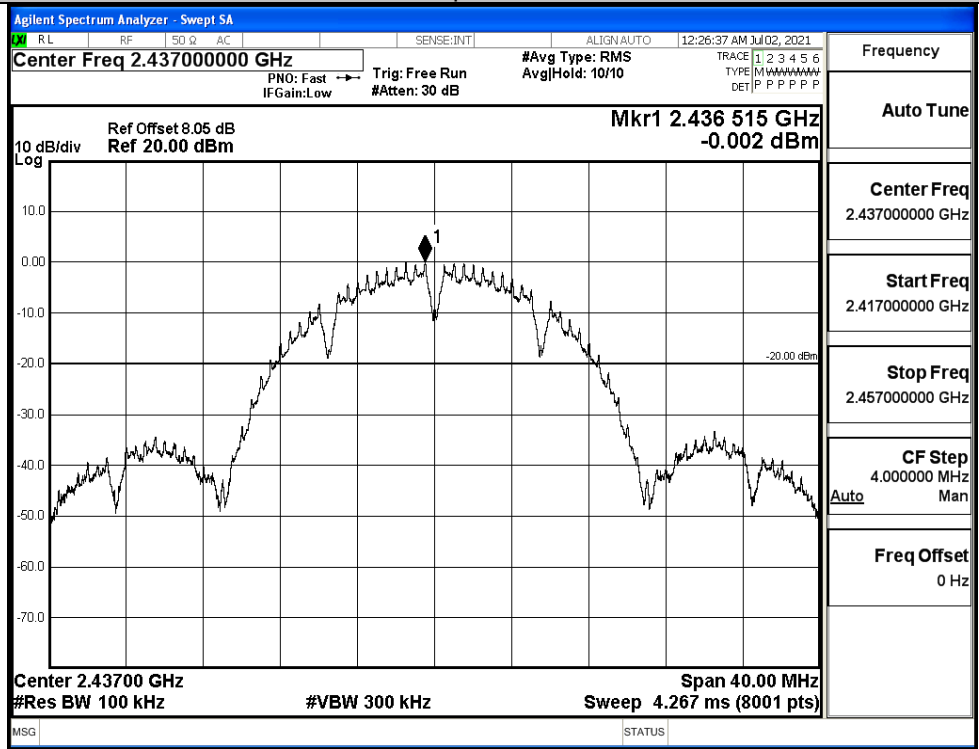
Puw/11B/LCH



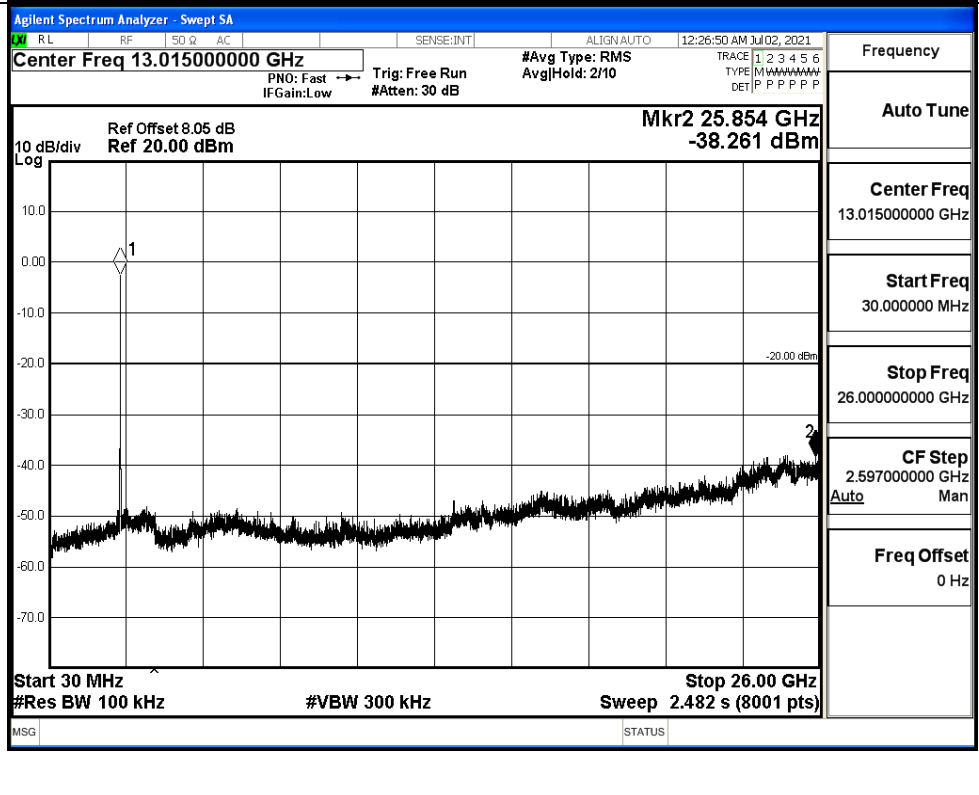


11B_MCH_Graphs

Pref/11B/MCH



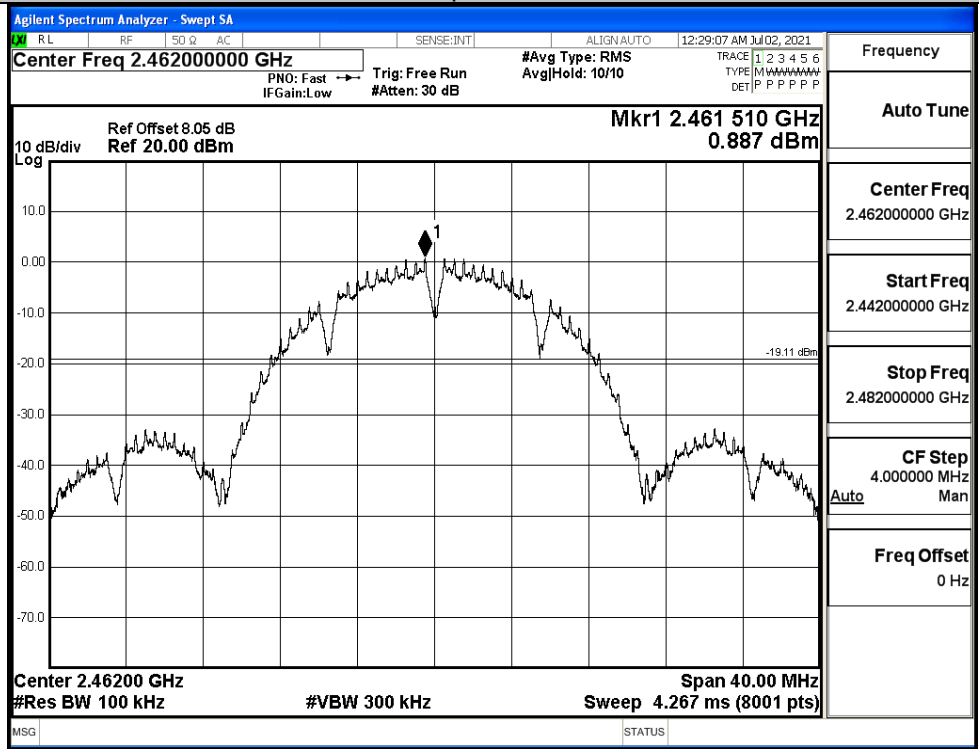
Puw/11B/MCH



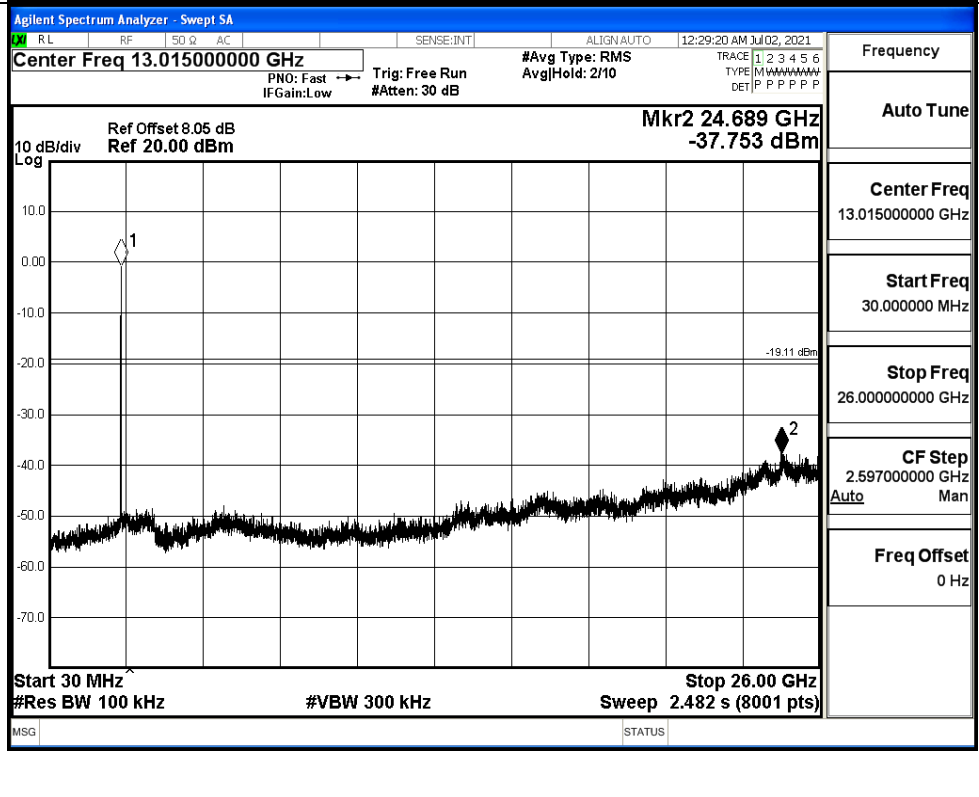


11B_HCH_Graphs

Pref/11B/HCH



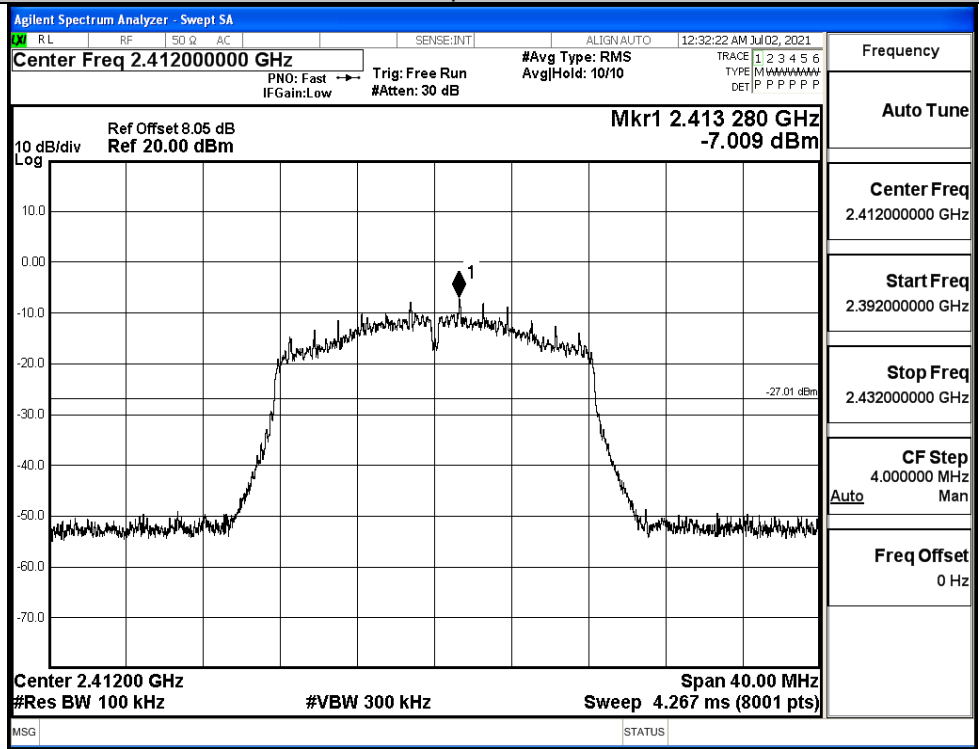
Puw/11B/HCH



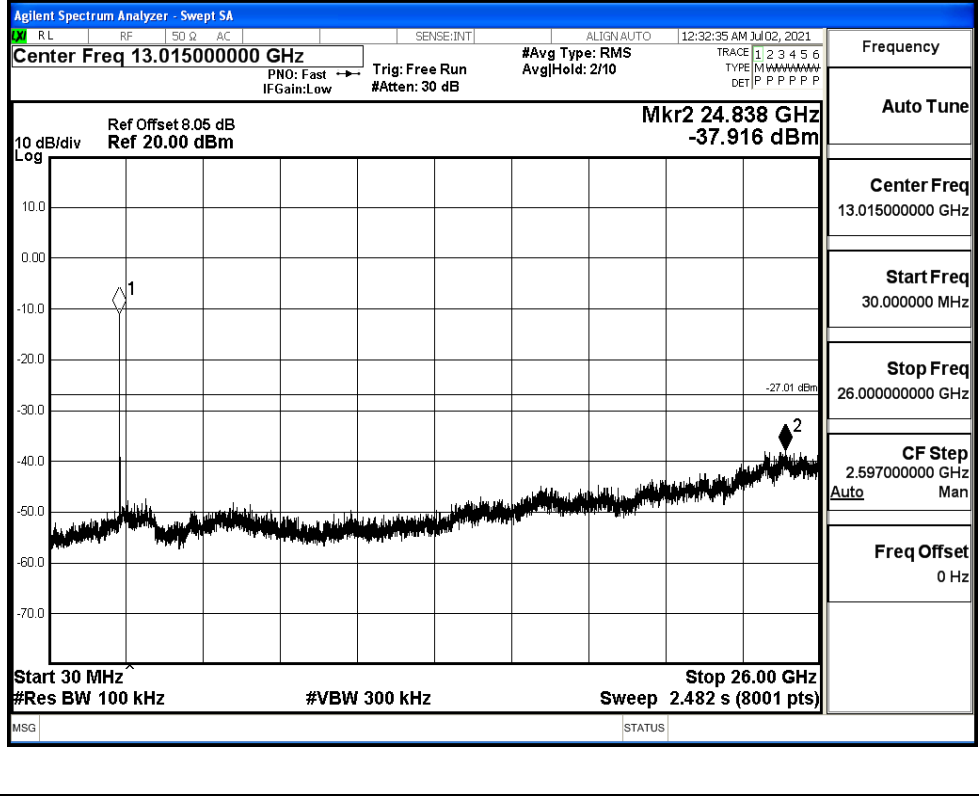


11G_LCH_Graphs

Pref/11G/LCH



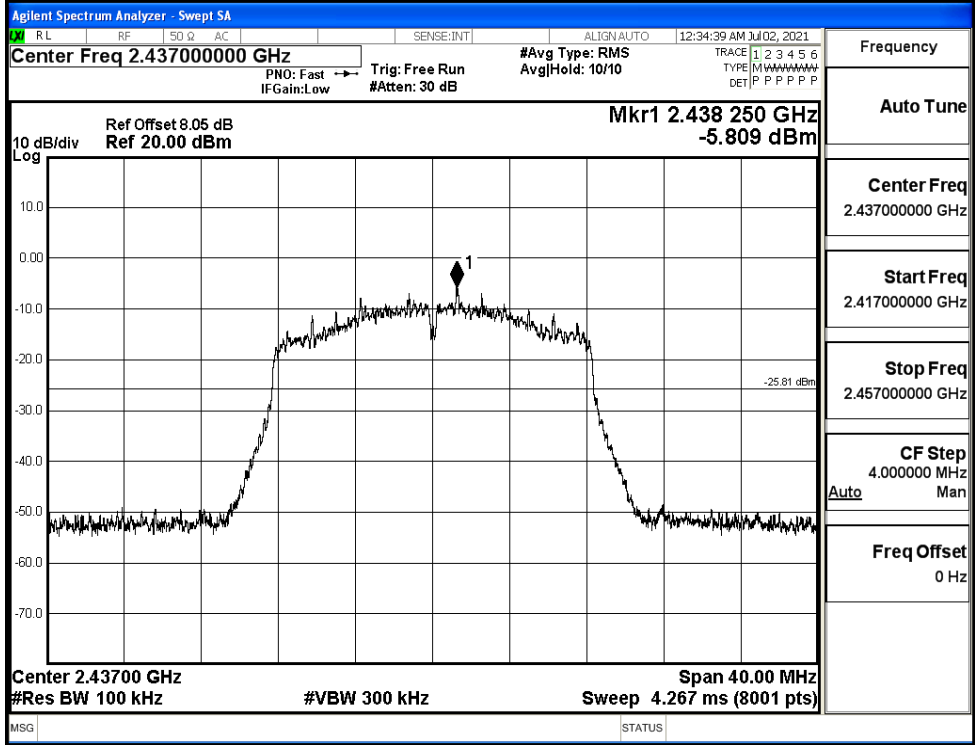
Puw/11G/LCH



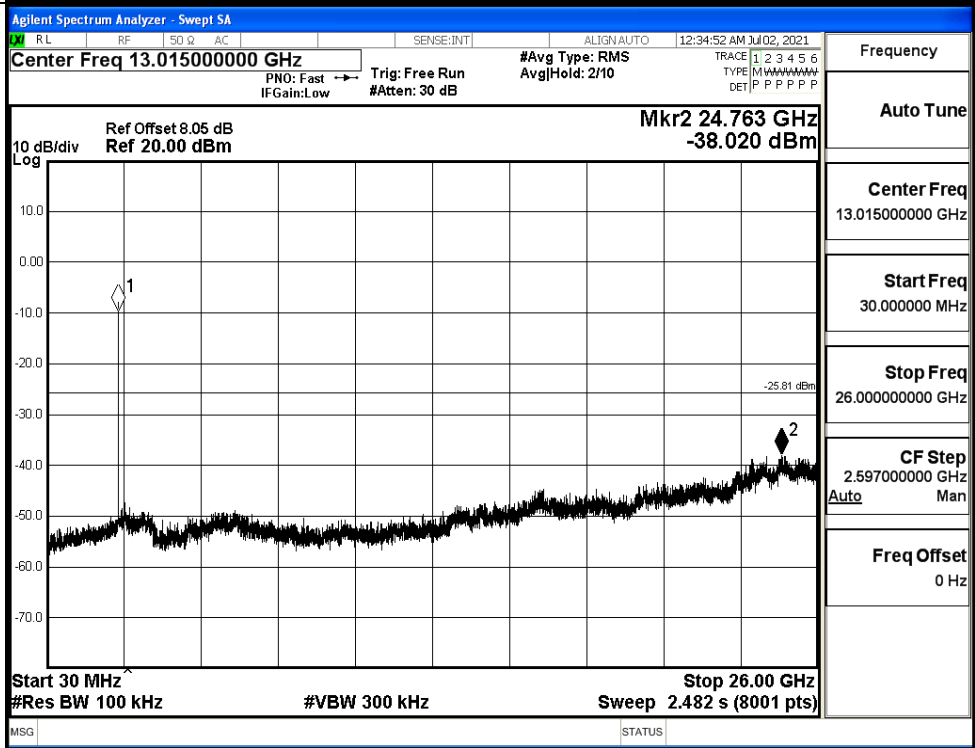


11G_MCH_Graphs

Pref/11G/MCH



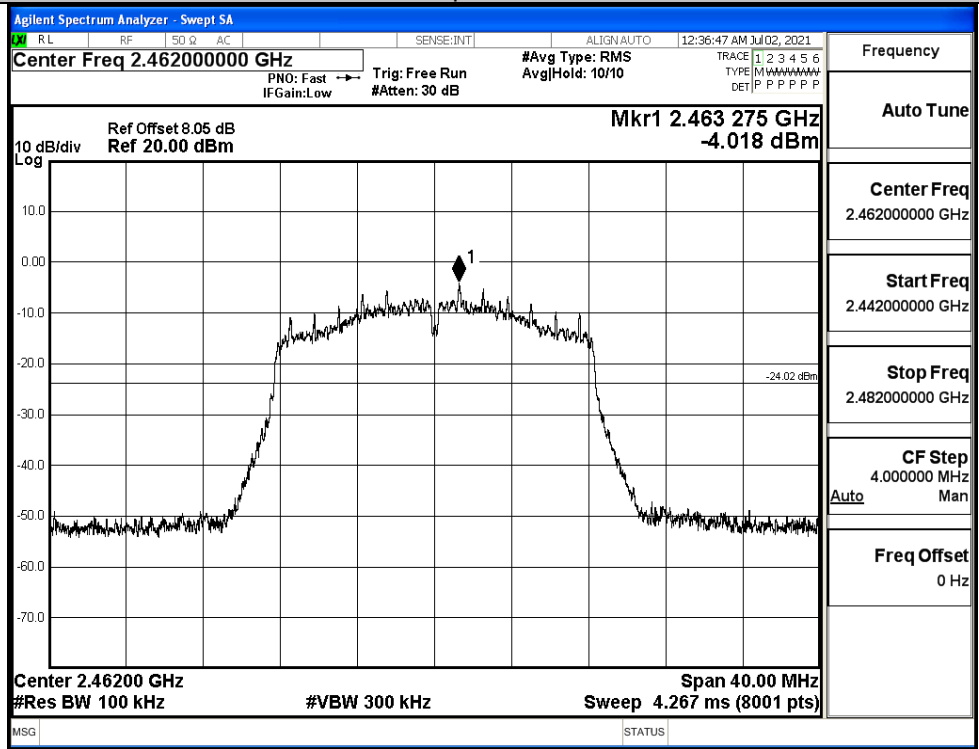
Puw/11G/MCH



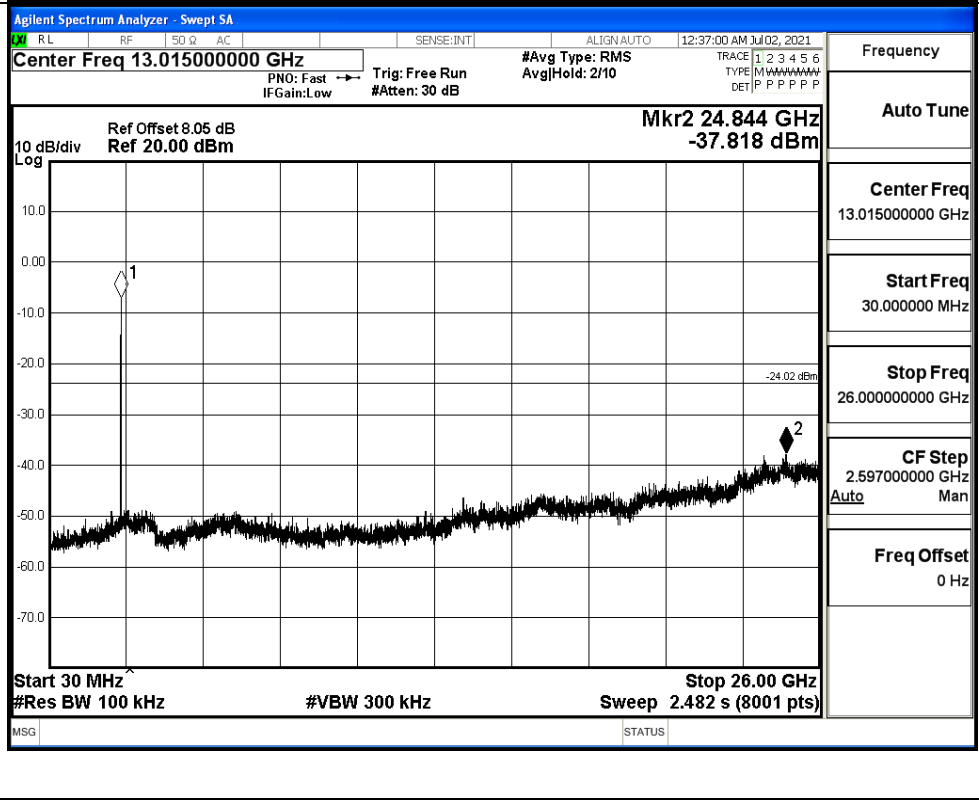


11G_HCH_Graphs

Pref/11G/HCH



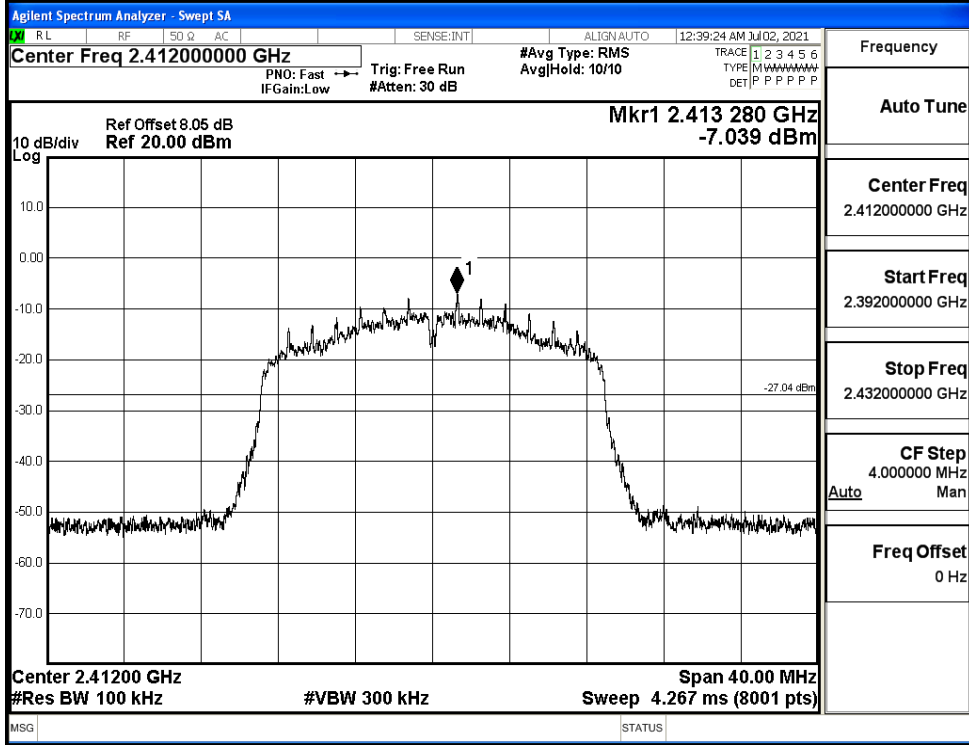
Puw/11G/HCH



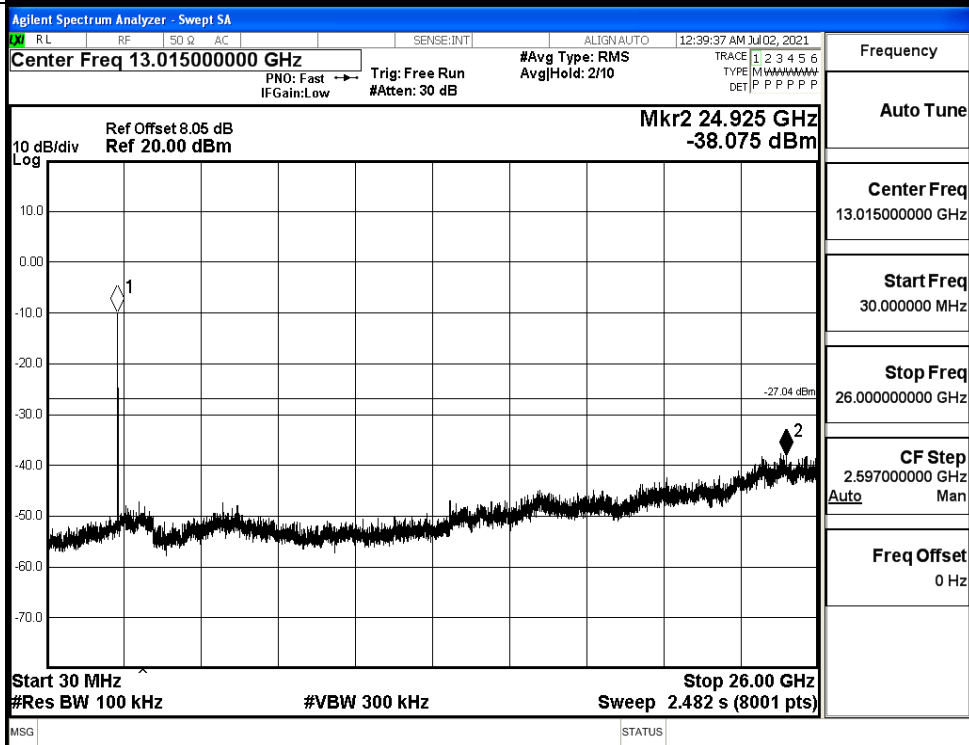


11N20SISO_LCH_Graphs

Pref/11N20SIS
O/LCH



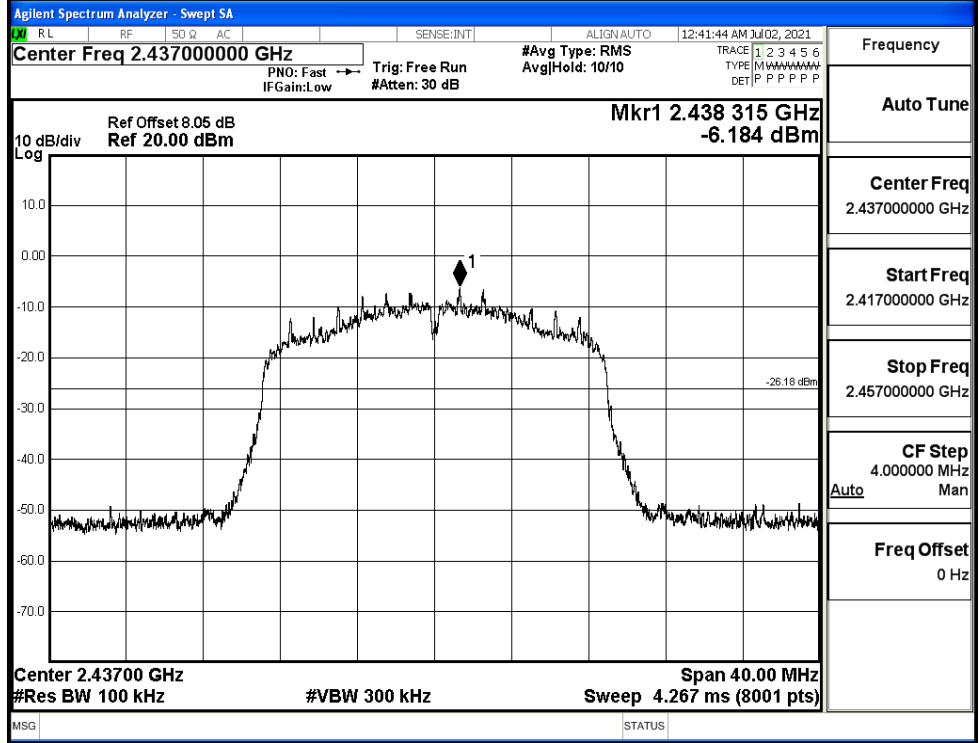
Puw/11N20
SISO/LCH



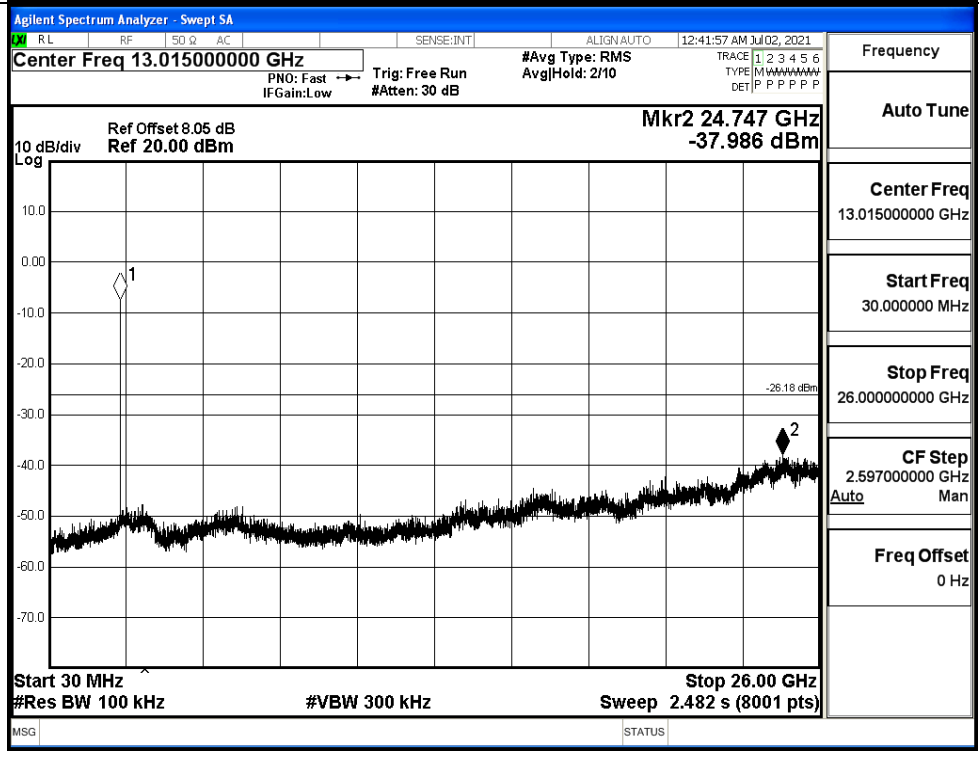


11N20SISO_MCH_Graphs

Pref/11N20
SISO/MCH



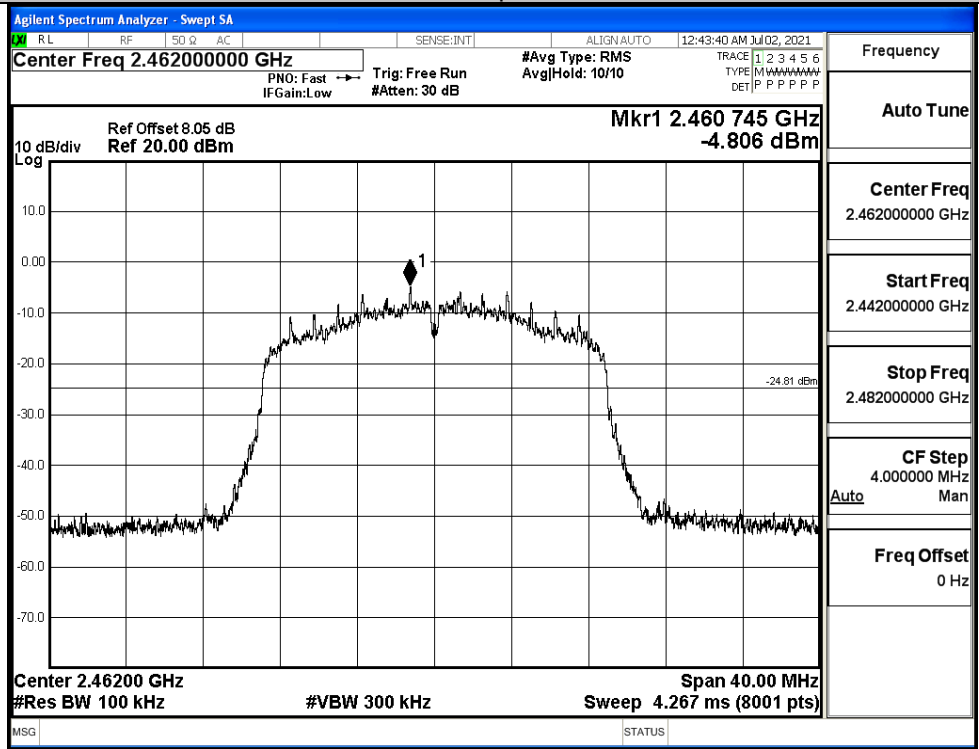
Puw/11N20
SISO/MCH



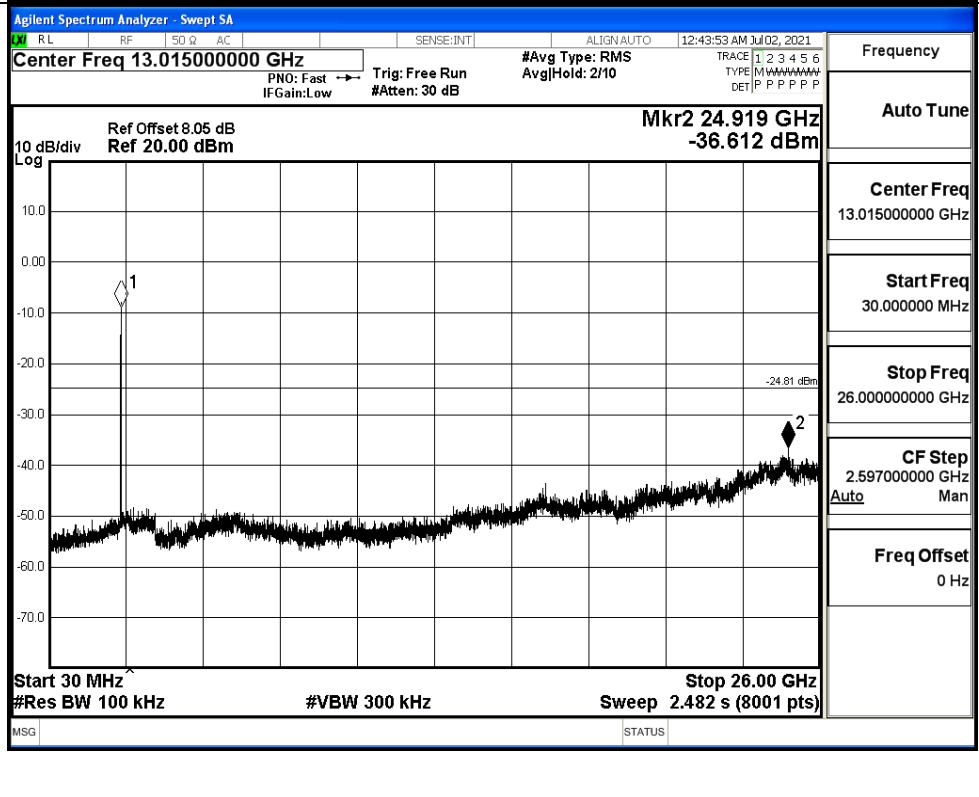


11N20SISO_HCH_Graphs

Pref/11N20
SISO/HCH



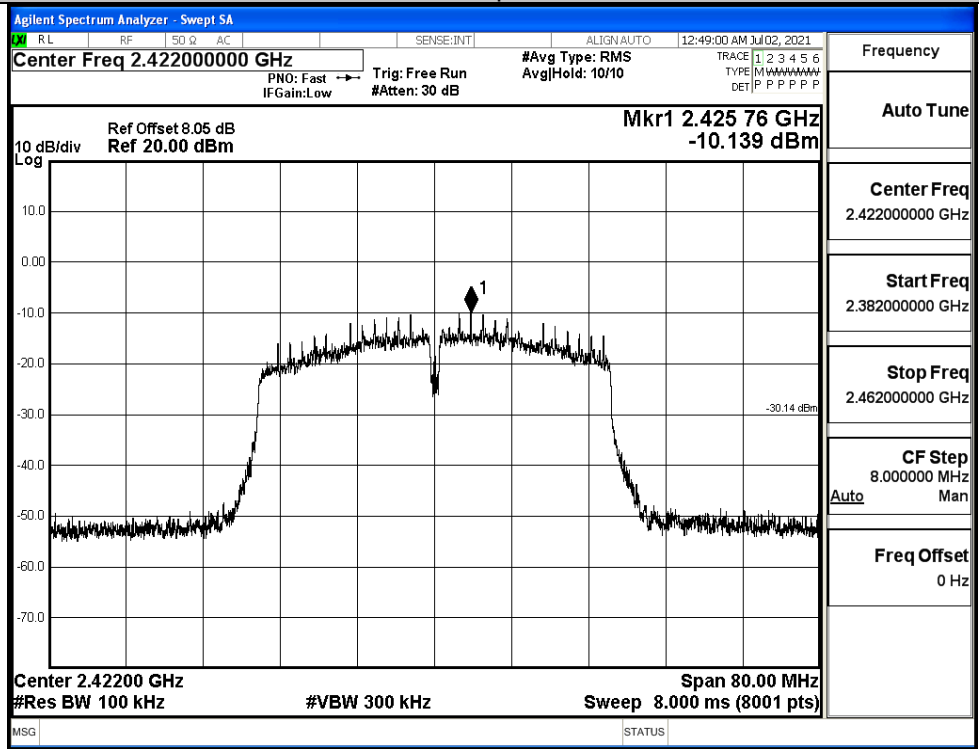
Puw/11N20
SISO/HCH



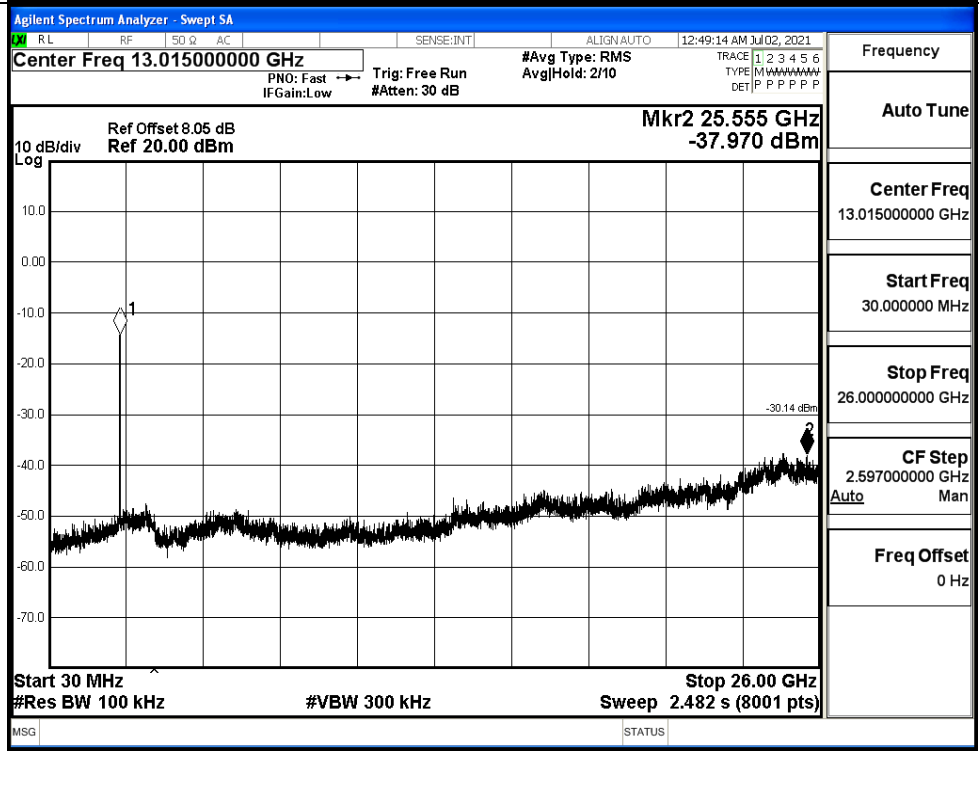


11N40SISO_LCH_Graphs

Pref/11N40
SISO/LCH



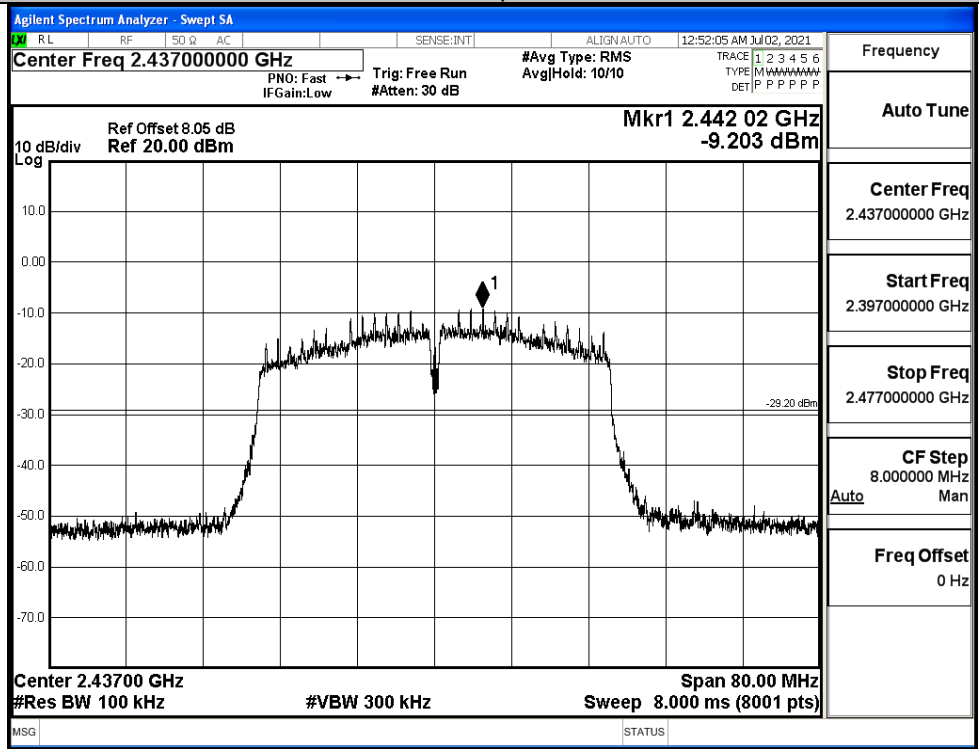
Puw/11N40
SISO/LCH



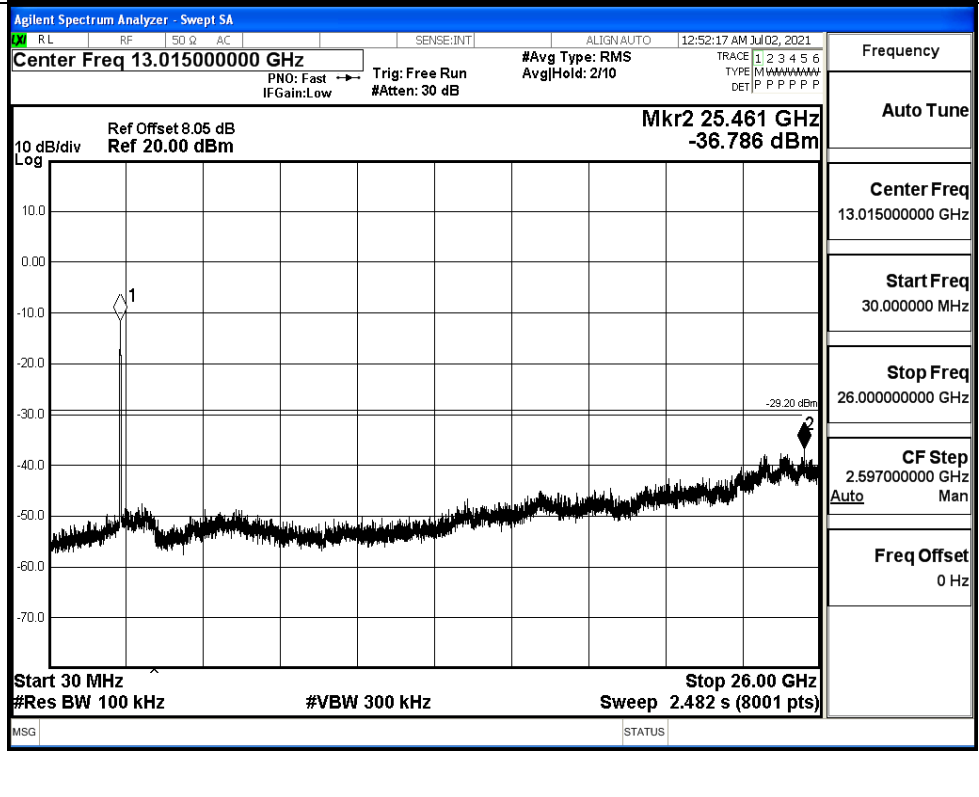


11N40SISO_MCH_Graphs

Pref/11N40
SISO/MCH



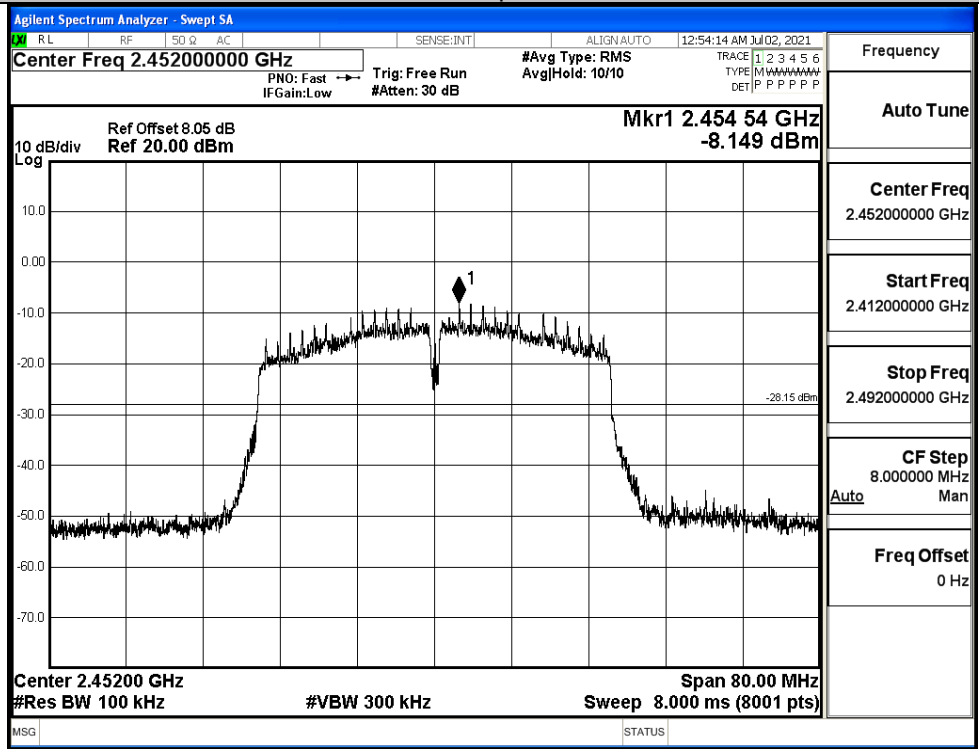
Puw/11N40
SISO/MCH





11N40SISO_HCH_Graphs

Pref/11N40
SISO/HCH



Puw/11N40
SISO/HCH

