


User Manual

一、产品主要功能 Main Functions:


- 1、触摸功能 Touch control button
- 2、蓝牙功能 Bluetooth function
- 3、声控(婴儿哭声检测)功能 Baby crying activated
- 4、七彩灯火焰模拟功能 7 LED lights and candle flicker effect
- 5、定时播放淡入/淡出功能。 Timer fade in / out function
- 6、定时功能: 30 分钟,60 分钟,90 分 30 min, 60 min, 90 min
- 7、DC5V 供电 DC5V power supply
- 8、灯光亮度可调. Adjustable brightness of lights
- 9、开关机需要记忆所有关机前设置, 包括声音大小, 灯光亮度等(定时除外)。
Memory function to restore all the settings including the sound volume, the light color and brightness of the light (Except for the timer)
- 10、共 14 种音源 Built in 14 natural sounds

二、按键定义: Buttons Interface




●  **蓝牙键:** 短按在蓝牙与睡眠仪之间切换.长按断开当前蓝牙连接。蓝牙模式下,蓝灯闪烁,等待设备的连接。


Bluetooth Button: Short press to switch between Bluetooth and the machine. Long press to disconnect the Bluetooth device. On Bluetooth mode, the blue light sparkles waiting for a device to connect.

●  声控键：短按进入哭声检测(这时绿灯点亮), 再按退出。进入哭声检测状态后, 一旦检测到哭声, 机器马上淡入播放歌曲。

Mic on/off Button: Short press to activate the baby crying. The green light is illuminated. Press again to exit. On voice control mode, the machine begins to play the sound gradually once the baby crying is detected.


●  灯开/关/颜色键：短按选择颜色：红,橙,黄,绿,青,蓝,紫,白。 长按开灯/关灯。

Light on/off Button: Short press to cycle the light from red, orange, yellow, green, cyan, blue, purple and warm white. Long press to turn on or off the light.


●  自然声键（14 种自然声）：短按选曲,长按是关掉声音/打开声音。

Sound on/ off Button: Short press to opt from the 14 audio tracks, long press to turn on or off the sound.


(1) Mother shush mp3) - (short version) for production (2) Grey noise (MP3) - (short version) for production (3) White noise (MP3) - (short version) for production (4) Pink noise (MP3) - (short version) for production (5) Brown noise (MP3) - (short version) for production (6) Brahm's Lullaby (MP3) - (short version) for production (7) Chopin's Nocturne (MP3) - (short version) for production (8) Rock a Bye Baby (MP3) - (short version) for production (9) Gentle rain (MP3) - (short version) for production (10) Medium forest rain (MP3) - (short version) for production (11) Thunder and rain (MP3) - (short version) for production (12) Wind and rain (MP3) - (short version) for production (13) Gentle surf (MP3) - (short version) for production (14) Roaring surf (MP3) - (short version) for production

●  减小键：短按减小音量，长按减小亮度。


Decrease Button: Short press to decrease the volume; long press to reduce the brightness.

●  增加键：短按增加音量，长按增加亮度。当音量最大时有“叮”的一声提示音。最大音量共 16 等级

Increase Button: Short press to increase the volume; long press to increase the brightness. There's a sound alert of "Ding" at maximum volume with a total of 16 volume levels.

●  定时键：短按该键，可依次设定定时播放时间为：30 分，60 分，90 分，无定时，四者之间做出选择。三个指示灯都不亮代表无定时启动。启动定时功能后，定时时间即将结束时音量逐步自动减小，直到自动关机。

Timer Button: Short press to choose from “ 30 min - 60min - 90min and non-stop ” options . If all 3 indicators are not on, that means no timing startup. On timer mode, when it is close to the preset time, the sound will fade out until automatically powered off.

●  火焰键：短按彩色渐变, 再短按退出.

Candle Flicker Effect: Short press to enter candle flicker and press again to exit.

三：定时灯 **Timer Indicator**

定时灯有 3 种颜色, 每种颜色代表不同的定时时间: 30 分钟 (绿色), 60 分钟 (黄色), 90 分钟 (红色).

There are 3 different indicators for the timer. The green indicator means 30 minutes , 60 minutes shown by yellow and 90 minutes by red.

注: 1, 蓝牙模式下无定时, 定时灯也无法点亮.

(The timer function doesn't work on Bluetooth mode, nor do the indicators.)

2, 定时结束时, 定时灯和哭声检测灯依然亮着, 等待下一轮哭声检测.

(After the timer ends, the timer indicator and crying detection light are still on, waiting for a next cycle of crying detection.)

四：出厂设置 **Factory Default**

长按定时键 3 秒恢复出厂设置: 嘘嘘声, 无定时, 音量大小 5 格. 颜色: 橙色.

Press timer button for 3 seconds to restore the factory default: the “hiss” sound, no timer, 5 sound levels and orange color.

五：规格参数 **Specifications:**

1. 重量: 325g Weight: 325g

2. 尺寸: 142*142*86.4mm(长*宽*高) Dimensions: L142*W142*H 86.4mm

3. 喇叭规格: 52mm 2Ω5W 圆形外磁 Loudspeaker spec.: 52mm 2Ω5W

External Magnetic Speaker

4. 供电接口: DC 接口 Charging port: 3.5mm DC port

5. 供电电压: DC5V Charging voltage: DC 5V

NOTE: This equipment has been tested and found to comply with the limits for a Class B digital device, pursuant to part 15 of the FCC Rules. These limits are designed to provide reasonable protection against harmful interference in a residential installation. This equipment generates uses and can radiate radio frequency energy and, if not installed and used in accordance with the instructions, may cause harmful interference to radio communications. However, there is no guarantee that interference will not occur in a particular installation. If this equipment does cause harmful interference to radio or television reception, which can be determined by turning the equipment off and on, the user is encouraged to try to correct the interference by one or more of the following measures:

- Reorient or relocate the receiving antenna.
- Increase the separation between the equipment and receiver.
- Connect the equipment into an outlet on a circuit different from that to which the receiver is connected.
- Consult the dealer or an experienced radio/TV technician for help

Changes or modifications not expressly approved by the party responsible for compliance could void the user's authority to operate the equipment.

This device complies with Part 15 of the FCC Rules. Operation is subject to the following two conditions:

(1) this device may not cause harmful interference, and (2) this device must accept any interference received, including interference that may cause undesired operation.