

Appendix IV EUT Internal Photographs

Photo 5 Internal of EUT




Photo 6 Internal of EUT




Photo 7 Appearance of PCB




Photo 8 Appearance of PCB




Photo 9 Appearance of PCB




Photo 10 Appearance of PCB




Photo 11 Appearance of PCB




Photo 12 Appearance of PCB




Photo 13 Appearance of Battery

