

acer
OHR508
TWS Wireless headset

Customer Services: (978)230-8895(US)
Mon-Fri: 9am-6pm(EST)
User Manual

Please read this user manual carefully when using this product.

Preface
Thank you for purchasing Acer products. For optimum operation, please read this manual carefully before using.

Model
OHR508

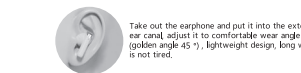
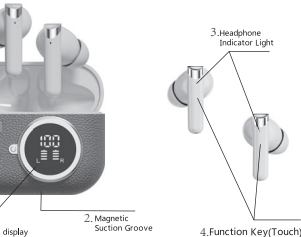
Item Name
TWS Wireless Earphones

Product List
Headphones x2pcs
Charging case x1pcs
Type-C charging cable x1pcs
Instruction manual x1pcs

Product Description
This TWS earphone is a wireless connectivity-enabled audio product, which is compatible with Android and iOS smartphones, tablets, and other portable electronic devices. By eliminating the constraints of wired connections, it offers users enhanced convenience and unrestricted mobility, catering to a wide range of application scenarios.

Product Specifications
Material: ABS
Product Weight: 47.2g
Charging port: type-c
Earphones Size: 31.1*24.1*17.15mm
Charging case size: 60.2*29.5*48.9mm

Product structure diagram



Introduction to product operation

function	operate	Light	Tone
Pair name	OHR508		
Boot	Headphones in the case of charging bin, take out the headphones automatically, boot/headphones off state, Long Touch Key 3 seconds to boot	Blue and white lights flash alternately	Power on/开机
Shutdown	Put the earphone into the charging bin and shut down automatically. Press the touch button for 5 seconds to shut down the earphone	The white light flashes three times	Power off/关机
Pair the left and right earphones	The left and right earphones will automatically enter pairing mode after powering on	After the left and right ears are successfully paired, the main ear is blue. The white lights flicker alternately, and the secondary lights go out extinguish	Connected/Pairing successfully
Toggle the Chinese and English prompt tones	Without connecting the smart device, double-click any left/right ear touch key 4 times, language switch. Factory default English	/	English/中文
Smart device connectivity	When the ears are successfully paired, it will automatically enter the state to be connected. At this time, open the Bluetooth list of the smart device to search and click "OHR508" to connect, after the earbuds are successfully connected to the smart device, there will be a prompt tone, and the headset indicator will go off	The lights in the left and right ears are turned off	Connected /连接成功
Toggle Music/ Game mode	When the headset is connected to the device, press the left/right ear touch button 4 times to switch the mode.	/	音乐/游戏模式 MUSIC/GAME MODE
Play/Pause	Once the music player is launched, click on the left/right earphone touch key	/	/
Previous song	Once the music player is launched, double-click the left earphone touch key	/	/
Next song	Once the music player is launched, double-click the right earphone touch key	/	/
Increase the volume	Once the music player is launched, triple-click the right earphone touch key	/	Maximum volume indicator (knock)
Reduce the volume	Once the music player is launched, triple-click the left earphone touch key	/	/
Voice assistant	When the headset is connected to the phone, press the L/R earphone touch button for 2 seconds to wake up the assistant	/	Ding Dong
Noise cancellation mode	Press and hold the earphone for 2 seconds and then let go to switch between transparency, noise cancellation, and normal mode	/	Transparency mode, noise cancellation mode, and normal mode
Clear the pairing history	When a smart device is not connected, tap any left/right earphone touch button 5 times	/	power on/off

Answer an incoming call	When the call is called, click the left/right earphone touch key	/	Ringtone of your phone
Reject an incoming call	Press the left/right earphone touch button for 2 seconds	/	/
Hang up	In the call state, click the left/right earphone touch key	/	/
Low battery alarm	When the voltage of the earbuds is lower than 3.3V, there will be a prompt up to the ear Powered off	The white light flashes every five seconds	Ding Dong
Disconnect	Outside the effective connection range, or manually disconnect the Bluetooth connection of the smart device	The blue and white lights of the main ear are flashing alternately, and the secondary ear is lighted extinguish	Disconnected /断开连接
Automatic reconnection	After powering on or disconnecting, the earbuds will automatically reconnect to the last connected smart device within the effective distance	The lights go out	connected /连接成功
Charge the headphones	The earbuds will automatically turn off and start charging when they are put back into the charging case, and the white light of the earbuds will be on and turn off when fully charged		
The charging bin charges the headphones	The headphone is put into the charging bin, the charging bin immediately charges the headphone and activates the screen to show the current charge and the charging status of the headphone. The charging indicator lamp turns off when the headphone is fully charged and the charging bin screen shows the charging status stops, the final charging chamber screen shows the remaining light to go off after 15 seconds.		
Charging bin charging	When the battery is too low, charge the battery with a power adapter with a standard output of 5V. The battery screen lights up and flashes to show the current battery.		
The charging bin is fully charged	Charging bin charged screen display always bright number 100		
Note: When the Bluetooth headset is connected to a smart device and the game mode is switched, the usage time and connection distance of the headset will be shortened			

Headset parameters

- | | |
|---|--|
| 1. Product name: OHR508 | 10. Horn rated power :5mW |
| 2. Bluetooth version : Bluetooth 5.4 | 11. Headphone battery capacity :3.7V/25mAh (polymer battery) |
| 3. Support mode :AAC/SBC | 12. Charging bin battery capacity: 3.7V/300mAh (polymer battery) |
| 4. Bluetooth transmission distance :10m | 13. Charging interface :USB Type-C |
| 5. Carrier frequency :2.402GHz~2.480GHz | 14. Headset use time :≥6-8 hours |
| 6. Frequency response range :20Hz~20KHz | 15. Earphone single charging time :≥1.5 hours |
| 7. Horn size: Φ 10mm | 16. Charging time: ≥1.5 hours |
| 8. When a smart device is not connected, tap any left/right earphone touch button 5 times | 17. Charge the headset: About 2 times |
| 9. Horn impedance :32 Ω ±5% | 18. Shutdown standby time :≥3000 hours |

Simple troubleshooting

fault	cause	Resolution
Doesn't turn on	The headphones are low on battery	Charge the headphones
The headphones flash red	The headphones are low on battery	Charge the headphones
Charging is silent	The headphones were not put away	Adjust the position where the headphones are placed
Automatic power off	Automatic low battery	Charge the headphones
The headphones have an echo	The volume is too loud or the environment is too noisy	Adjust the volume or change the environment
There is a murmur from the headphones	Serious external interference or too far away from the phone	Change the location or be close to your phone
The other party's voice is quiet	The headphones are worn incorrectly or the volume is too low	Adjust the headset wear or volume
The signal is intermittent	Serious external interference or too far away from the phone	Choose a distraction-free environment or be close to your phone

Safety guidelines

- Before using this product for the first time, please fully charge it before using it.
- The product is not a toy, and children under the age of 12 must be used under the supervision of an adult.
- Please use a 5V/1A charger that has passed the safety certification of a regular manufacturer to avoid damage to the product caused by a fast charging charger that supports high voltage.
- Please charge in a safe environment, when charging the charging case, please pull out the charging cable as soon as possible after the power is fully charged to avoid damage to the battery caused by long-term charging. The charging method of the charging case is the Type-C interface.
- This product has a built-in non-removable rechargeable battery, and repeated charging and discharging of the earbuds will lead to a decrease in battery performance over time, which is normal for all rechargeable batteries.
- This product comes with a healthy battery, if it has not been used for a long time, please charge it at least once a month.
- If you feel skin discomfort when wearing it due to individual differences, please stop wearing it and consult a doctor.
- When using this product with Bluetooth connection, please adjust the sound of the earphones to an appropriate volume to avoid hearing damage caused by long-term loud volume.
- If you use this product while engaging in activities that require concentration, you should pay attention to your own safety and the safety of others, such as when driving or cycling, on roads, construction sites, railways, or walking. You should remove your headphones or adjust the volume to ensure that you can hear the sounds around you, including alarms and warning signals.
- Please follow the relevant regulations of your region or country and use this product as required when driving.
- This product contains magnetic materials, please keep away from electrical appliances with strong magnetic or electric fields, such as microwave ovens, refrigerators, etc., when using or placing the product.
- It is recommended to use this product in an environment with a temperature of -0°C~45°C. When the ambient temperature is below -5°C, battery performance is limited.
- Do not use this product in places where it is expressly prohibited to use wireless equipment, otherwise it will interfere with other electronic equipment or cause other dangers.
- Before approaching medical or industrial equipment or boarding a plane, please ask the local staff if they can use it.
- Before cleaning and maintaining this product, stop using this product, turn off all applications, and disconnect all connections or cables to other equipment.
- Please dispose of waste electronic products properly in accordance with local laws and regulations, and do not dispose of electrical and electronic equipment, parts, batteries and other household waste.

warning

- Do not use abrasive cleaners to clean this product.
- Do not allow this product to be heated or close to a fire source, such as a cooking stove.
- Do not expose the product to direct sunlight for a long time.
- Do not discard this product in fire to avoid explosion.
- Do not attempt to disassemble this product to make any modifications, as it does not contain any maintenance components.
- Do not use this product in rain.
- If you do not plan to use this product for a long time, please store it in a dry environment and charge the headset less once to prolong its life and avoid extreme temperature and dust.
- Permanent hearing loss may occur if earphones or headphones are used at high volume for prolonged periods of time.
- Batteries may explode if not handled properly.
- Do not disassemble or dispose of batteries in fire.
- Do not short external contacts, crush, puncture or otherwise tamper with batteries.
- Follow local regulations when disposing of used batteries.

FCC Warning

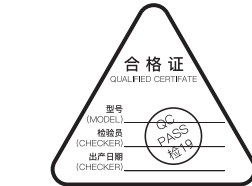
This equipment has been tested and found to comply with the limits for a Class B digital device, pursuant to part 15 of the FCC Rules. These limits are designed to provide reasonable protection against harmful interference in a residential installation. This equipment generates, uses, and can radiate radio frequency energy and, if not installed and used in accordance with the instructions, may cause harmful interference to radio communications. However, there is no guarantee that interference will not occur in a particular installation. If this equipment does cause harmful interference to radio or television reception, which can be determined by turning the equipment off and on, the user is encouraged to try to correct the interference by one or more of the following measures.

- Reorient or relocate the receiving antenna.
- Increase the separation between the equipment and receiver.
- Connect the equipment into an outlet on a circuit different from that to which the receiver is connected.
- Consult the dealer or an experienced radio/TV technician for help.

Caution: Any changes or modifications to this device not explicitly approved by manufacturer could void your authority to operate this equipment.

This device complies with part 15 of the FCC Rules. Operation is subject to the following two conditions:
(1) This device may not cause harmful interference, and (2) this device must accept any interference received, including interference that may cause undesired operation.

This equipment complies with FCC radiation exposure limits set forth for an uncontrolled environment. This equipment should be installed and operated with minimum distance 0cm between the radiator and your body.



产地：中国·广东