




POCKET REFRACTOMETER

Quick Startup Guide



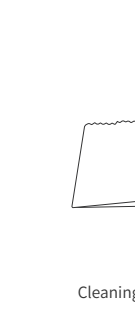
Content

Overview

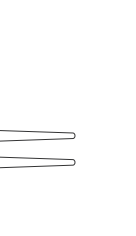
• Front



• Back



Accessories



Type-C Charging Wire



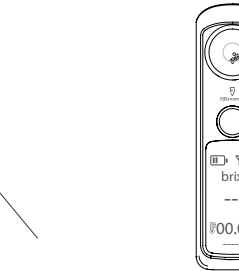
Cleaning cloth



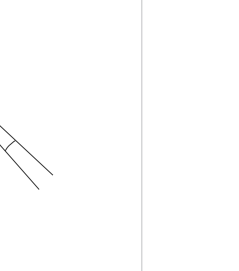
Dropper * 2

Operation Guide

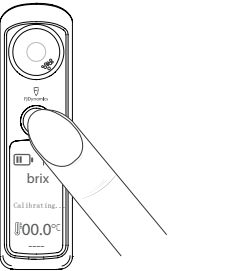
Calibration



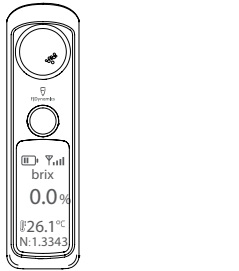
1 Press the button (boot up)



2 Dripping clear water (Cover the Bottom)



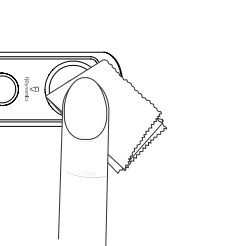
3 Long press after a short press until entering calibration mode



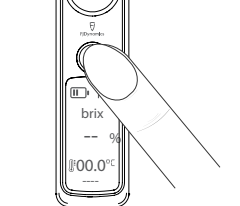
4 Result shows zero after successfully calibrated

Cleaning

For better measurement result, clean thoroughly after each measurement.




1 Wash the sampling tank with water

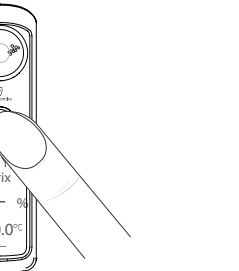


2 Dry the sampling tank with cleaning cloth

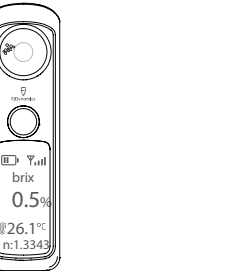
Measurement



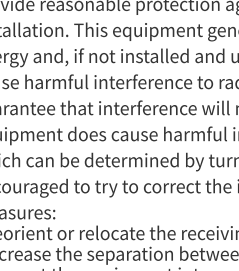
1 Short press to boot up



2 Dripping liquid to be measured (Cover the bottom)



3 Short press to measure



4 Showing result

FCC Compliance Notice

This equipment has been tested and found to comply with the limits for a Class B digital device, pursuant to part 15 of the FCC Rules. These limits are designed to provide reasonable protection against harmful interference in a residential installation. This equipment generates, uses and can radiate radio frequency energy and, if not installed and used in accordance with the instructions, may cause harmful interference to radio communications. However, there is no guarantee that interference will not occur in a particular installation. If this equipment does cause harmful interference to radio or television reception, which can be determined by turning the equipment off and on, the user is encouraged to try to correct the interference by one or more of the following measures:

- Reorient or relocate the receiving antenna.
- Increase the separation between the equipment and receiver.
- Connect the equipment into an outlet on a circuit different from that to which the receiver is connected.
- Consult the dealer or an experienced radio/TV technician for help.

Changes or modifications not expressly approved by the party responsible for compliance could void the user's authority to operate the equipment.

This device complies with Part 15 of the FCC Rules. Operation is subject to the following two conditions:
(1) this device may not cause harmful interference, and
(2) this device must accept any interference received, including interference that may cause undesired operation.

RF Exposure

This equipment complies with FCC radiation exposure limits set forth for an uncontrolled environment. This equipment should be installed and operated with minimum distance of 20 cm between the radiator and your body. This transmitter must not be co-located or operating in conjunction with any other antenna or transmitter.