

**FCC ID: 2A2LL-FJ-RTKP9000A**


## **Test Setup Photos**

### **915MHz**


#### **1. Conducted emission main's port front view**




#### **2. Conducted emission main's port side view**



### 3. Radiated emission (9KHz-30MHz)




### 4. Radiated emission (30MHz-1GHz)





## 5. Radiated emission (above 1GHz)




### 2.4G WIFI


#### 1. Conducted emission main's port front view



## 2. Conducted emission main's port side view




## 3. Radiated emission (9KHz-30MHz)






#### 4. Radiated emission (30MHz-1GHz)



#### 5. Radiated emission (above 1GHz)



## 6. RF measurement setup



(LoRa)