

TEST SETUP PHOTO

1. Radiated Emission


30 MHz ~ 1 000 MHz

(MODE 1)

1.1 FRONT




1.2 REAR




(MODE 2)

1.3 FRONT




1.4 REAR




(MODE 3)

1.5 FRONT



1.6 REAR




2. Above 1 GHz

(MODE 1)

2.1 FRONT




2.2 REAR



(MODE 2)

2.3 FRONT




2.4 REAR




(MODE 3)

2.5 FRONT



2.6 REAR



3. Conducted emission test

(MODE 1)

3.1 FRONT



3.2 REAR



(MODE 2)

3.3 FRONT



3.4 REAR

