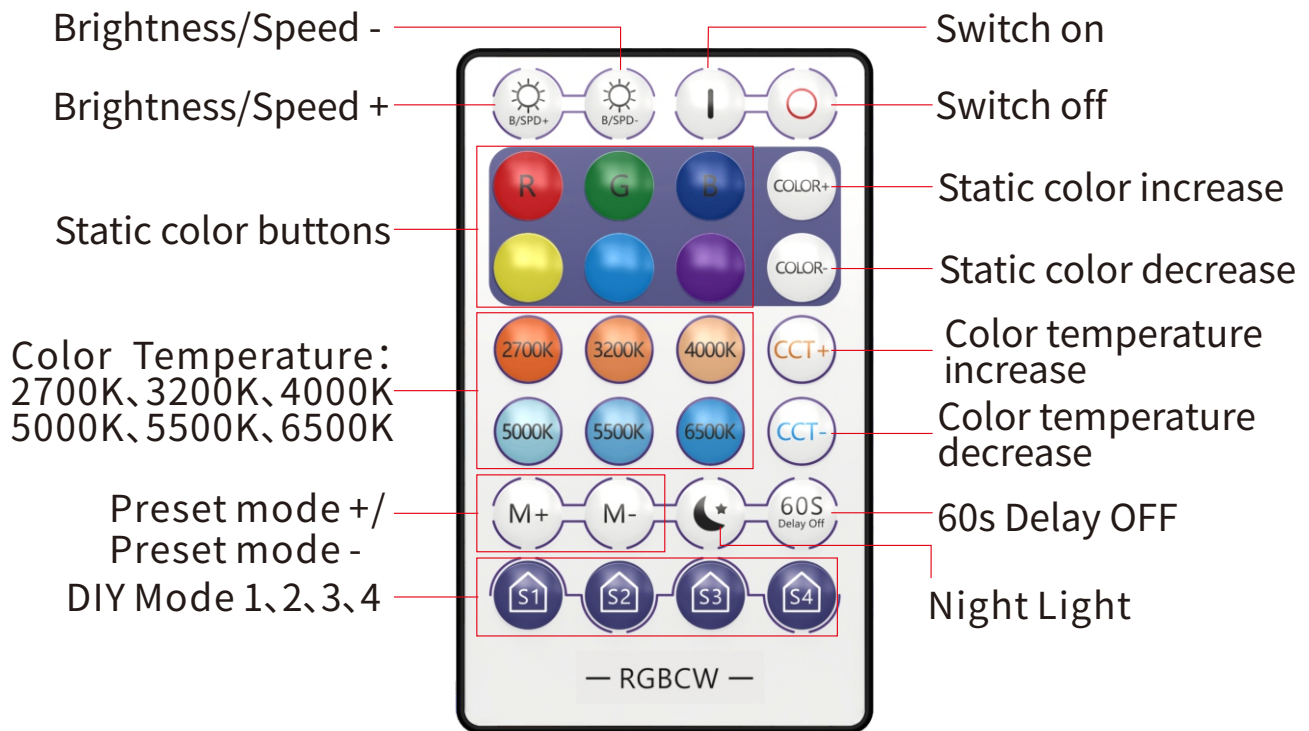





## Key Instruction



### Note:

For key : when in static mode, brightness + and - will be executed; when in the dynamic mode, speed + and - will be executed.

For key : brightness 3% , cold white + warm white .

For key : Short press DIY buttons to display the DIY value; long press(2 seconds) DIY buttons to save the current light state as the DIY value.

**Remote control code matching function:** power on the device, hold down "ON" key for 5 seconds, the device flashes slowly to indicate successful code matching.

**Remote code clearing function:** power on the device, hold down "OFF" key for 5 seconds, the device flashes quickly to indicate successful clearing.

## FCC Warning

This device complies with part 15 of the FCC Rules. Operation is subject to the following two conditions: (1) This device may not cause harmful interference, and (2) this device must accept any interference received, including interference that may cause undesired operation.

Any Changes or modifications not expressly approved by the party responsible for compliance could void the user's authority to operate the equipment.

**Note:** This equipment has been tested and found to comply with the limits for a Class B digital device, pursuant to part 15 of the FCC Rules. These limits are designed to provide reasonable protection against harmful interference in a residential installation. This equipment generates uses and can radiate radio frequency energy and, if not installed and used in accordance with the instructions, may cause harmful interference to radio communications. However, there is no guarantee that interference will not occur in a particular installation. If this equipment does cause harmful interference to radio or television reception, which can be determined by turning the equipment off and on, the user is encouraged to try to correct the interference by one or more of the following measures:

- Reorient or relocate the receiving antenna.
- Increase the separation between the equipment and receiver.
- Connect the equipment into an outlet on a circuit different from that to which the receiver is connected.
- Consult the dealer or an experienced radio/TV technician for help.

The device has been evaluated to meet general RF exposure requirement. The device can be used in portable exposure condition without restriction.

## **IC Warning**

This device complies with Industry Canada's licence-exempt RSSs. Operation is subject to the following two conditions:

- (1) This device may not cause interference; and
- (2) This device must accept any interference, including interference that may cause undesired operation of the device.

The device has been evaluated to meet general RF exposure requirement.  
The device can be used in portable exposure condition without restriction.

Cet appareil est conforme aux CNR exemptes de licence d'Industrie Canada .  
Son fonctionnement est soumis aux deux conditions suivantes :

- ( 1 ) Ce dispositif ne peut causer d'interférences ; et
- ( 2 ) Ce dispositif doit accepter toute interférence , y compris les interférences qui peuvent causer un mauvais fonctionnement de l'appareil.

Le dispositif a été conçu pour répondre à la demande générale de radioexposition.