




Air Purification Device

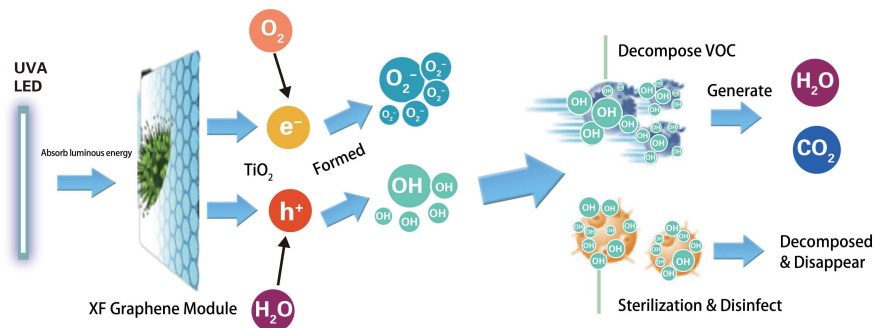
X09012005002




1. Description

Graphene-enhanced photocatalytic oxidation process produces high volume of hydroxyl groups that have been proven to degrade VOC (volatile organic compounds) and kill airborne bacteria and viruses.

2. Unique technology: Graphene-enhanced Photocatalytic Oxidation



3. Exploded view of Module B



4. Specification

Description	Air Purification Device
Part Number	X09012005002
Size	Length 492mm x Width 492mm x Depth 25mm
Voltage	Max 26V Typ 24V Min 22V Condition DC
Current	1.37A Condition 24V
Power	33W Condition 24V
Weight	N.W 2.0kg

The temperature of the test environment is 28 degrees Celsius, and the equipment is ventilated normally.

FCC statements:

This device complies with part 15 of the FCC Rules. Operation is subject to the following two conditions: (1) this device may not cause harmful interference, and (2) this device must accept any interference received, including interference that may cause undesired operation.

Any changes or modifications not expressly approved by the party responsible for compliance could void the user's authority to operate the equipment.

NOTE: This equipment has been tested and found to comply with the limits for a Class B digital device, pursuant to Part 15 of the FCC Rules. These limits are designed to provide reasonable protection against harmful interference in a residential installation. This equipment generates, uses and can radiate radio frequency energy and, if not installed and used in accordance with the instructions, may cause harmful interference to radio communications. However, there is no guarantee that interference will not occur in a particular installation.

If this equipment does cause harmful interference to radio or television reception, which can be determined by turning the equipment off and on, the user is encouraged to try to correct the interference by one or more of the following measures:

- Reorient or relocate the receiving antenna.
- Increase the separation between the equipment and receiver.
- Connect the equipment into an outlet on a circuit different from that to which the receiver is connected.
- Consult the dealer or an experienced radio/TV technician for help.