



## TEST SETUP PHOTOGRAPHS

**Conducted Emissions Front View-Configuration 1**



**Conducted Emissions Side View-Configuration 1**



**Conducted Emissions Front View-Configuration 2**




**Conducted Emissions Side View-Configuration 2**






**Radiated Emission 9k-30MHz Parallel View-Configuration 1**




**Radiated Emission 9k-30MHz Perpendicular View-Configuration 1**



**Radiated Emission 9k-30MHz Ground-parallel View-Configuration 1**




**Radiated Emission 30M-1GHz View-Configuration 1**






**Radiated Emission 9k-30MHz Parallel View-Configuration 2**




**Radiated Emission 9k-30MHz Perpendicular View-Configuration 2**



**Radiated Emission 9k-30MHz Ground-parallel View-Configuration 2**



**Radiated Emission 30M-1GHz View-Configuration 2**





**Radiated Emission Above 1-18GHz View**



**Radiated Emission Above 18-25GHz View**

