

## Test setup photos

### Radiated Emission

- Below 30 MHz (9 kHz ~ 30 MHz)




- Below 1 GHz (30 MHz ~ 1 GHz)




## RF Exposure

(Distance : 15<sup>cm</sup> surrounding the device and 20<sup>cm</sup> above the top surface)


- A (Front)




- B (Rear)




- C (Right)




- D (Left)



- E (Top)



- F (Bottom)



## - Conducted Emission

