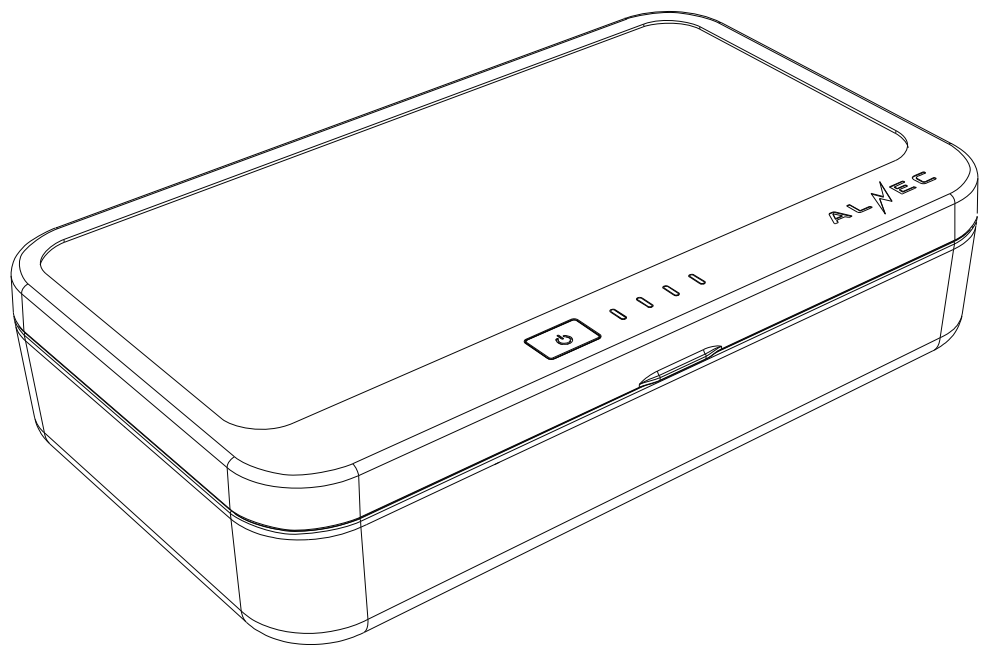



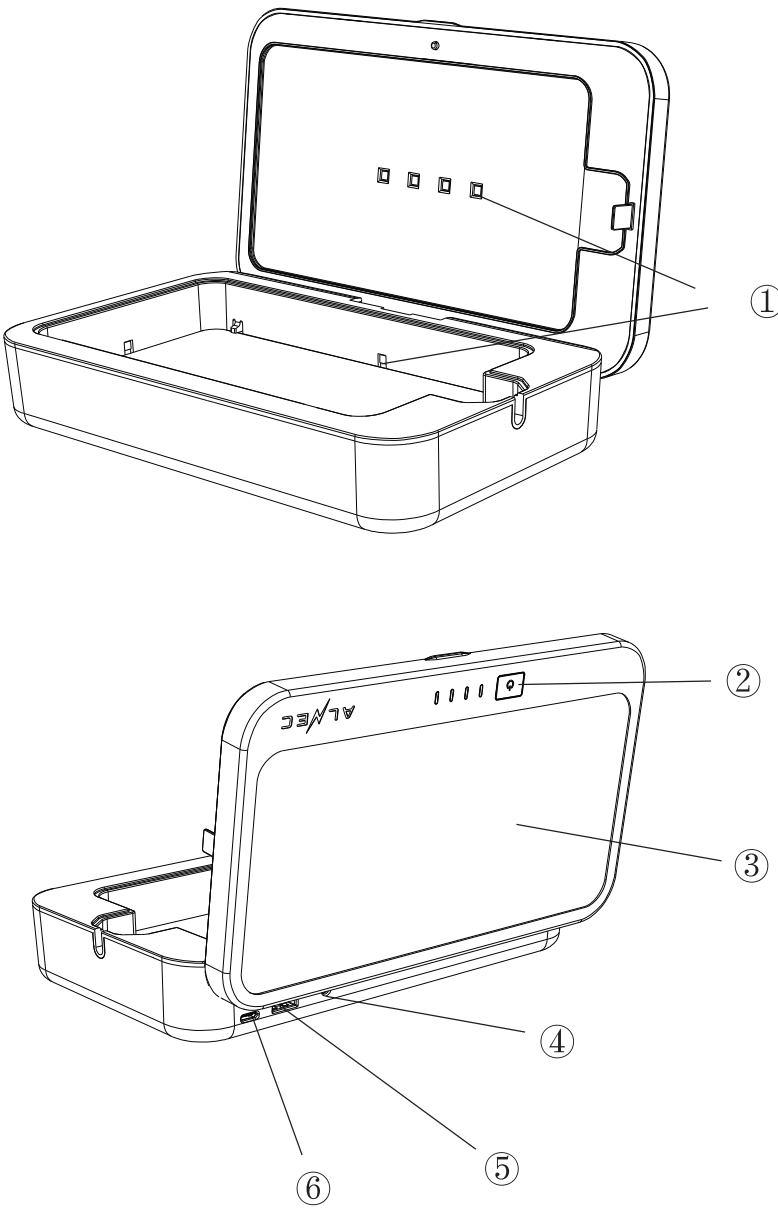
请保存好AI或PDF设计图档，请小心核对AI或PDF文档，确保准确无误，如有差异/错漏务必提出  
Pls save the AI or PDF file,Pls confirme AI or PDF file, and make sure all be correct, if any difference or file missing,pls feel free point it

PRINT 1:1 SIZE      size: 400x150mm 128G铜版纸 双面 四色印刷 风琴折



**UVC LED STERILIZING BOX**  
MODEL:V-UVP-102

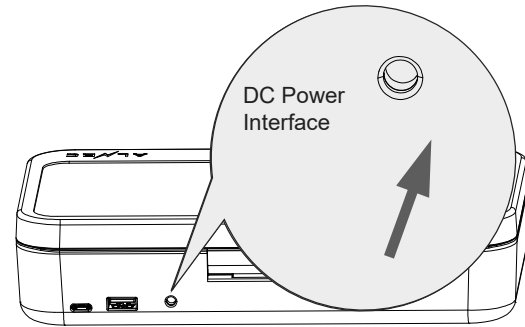
**INTRODUCTION**



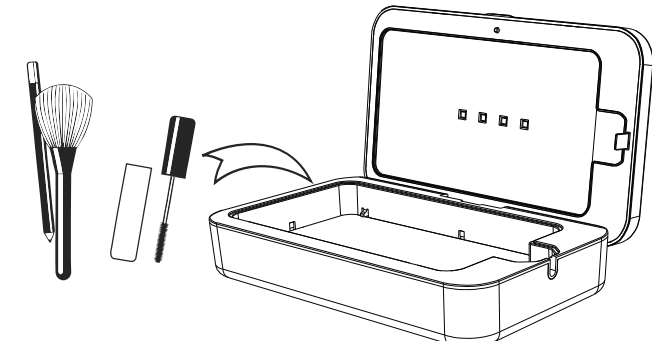
① UV Lamp      ② Power Button      ③ Wireless Charger  
④ DC Power Interface      ⑤ USB-A Port      ⑥ USB-C Port

**HOW TO OPERATE?**


1.Plug in the default power adaptor.



2. Open the lid and place the desired suitable materials in the multifunctional UV sterilizer box.



3.Turn on the device via the "power" button to commence sterilization.It will automatically timing for 10 minutes, power will be turned off after sterilizing finished. Sterilization lasts for 10 minutes.



4.To wireless charge the device, place the desired phone on top of the multifunctional UV sterilizer box. Charge begins once this is done.

**INDICATOR STATEMENT**

SN	Working Status	Indicator
★	Start Up	Each light flash sequentially
★	Stand By	Power light solid on
★	Sterilizing	Each light will be on in a sequential order

**APPLICATION**  
Sterilization for any of surfaces, such as phone, mask, key, nail scissors, eyeglasses, and cosmetic tools.

**SAFETY PROTECTION**  
Built-in particular safety switch, the UV LED light will be shut off once the sterilizing box is opened.

**STERILIZATION PRINCIPLE**  
UVC LED light kills bacteria by destroying DNA or RNA, to stop them from reproducing and generating.

**UVC LED DEODORIZATION**  
UVC waves can deodorize by decomposing the molecular structure of odor.

**TECHNICAL PARAMETERS**

Model Number	V-UVP-102
Overall Dimension	8.7x5.1x2.0 inches
Inner Dimension	7.1x3.8x0.9 inches
Input	12V 2.5A
Output	5V 2.4A Max
Disinfection Mode	UVC-LED
UV Wavelength	253.7nm
Wireless Charge Power	10W
LED Beads	12 pcs
Temperature	Working Temperature: 32~104°F Storage Temperature: -4~131°F

**PACKING LIST**

① Sterilizing Box   x1      ② Sterilization Testimonial   x1  
③ Power Adaptor(DC Cable)   x1      ④ User Manual   x1

**WARM TIPS**


1. Use the default adaptor for power supply, otherwise the product will get damaged.


2. Keep operation away from strong magnetic field objects.


3. Remove the mold smell of cosmetic tools. It will be more obvious when you sterilize for few times more according to the concentration of the odor.


4. Study the manual carefully and thoroughly, keep it properly.

• In order to improve performance, there will be changes in product features without prior written notice, please refer to actual contents in the package.








 CHILDREN PROHIBITED

 NO TRAMPLING

 DO NOT EXPOSE TO EYES & SKIN

 NO WASHING & SOAKING

This device complies with part 15 of the FCC Rules. Operation is subject to the following two conditions: (1) This device may not cause harmful interference, and (2) this device must accept any interference received, including interference that may cause undesired operation.



**WARRANTY CARD**

Thank you for choosing ALNEC products. For your rights and in your interest, please keep this warranty card safe. If there is any quality complaint, kindly contact the dealer.

Brand	ALNEC
Phone	+1 (425) 636-8239
Email	support@alnec.com
Address	4054 148th Ave NE Redmond, WA 98052, USA
Website	www.alnec.com

**Warranty:**

With this card, you have rights to free maintenance service of your device within the first year of purchase (1 year warranty), if quality problems or device failure is duly checked and approved by ALNEC's technical staff as a manufacturer's error.


Your warranty will not hold under the following circumstances:

1. If during the warranty period, the device is repaired by a non-ALNEC staff, installed or used improperly, or transported carelessly.

2. If the damage is caused by the customer during installation, disassembly, or usage.

3. If the warranty card is lost or damaged.

**Note:** The manufacturer reserves full rights to modify this appliance without public notice.



**RF Exposure Statement**

This equipment complies with the FCC RF radiation exposure limits set forth for an uncontrolled environment. This equipment should be installed and operated with a minimum distance of 20cm between the radiator and any part of your body.

**FCC Warning**

This device complies with Part 18 of the FCC Rules. Operation is subject to the following two conditions:

(1) This device may not cause harmful interference, and (2) this device must accept any interference received, including interference that may cause undesired operation.

**NOTE:** Any changes or modifications to this unit not expressly approved by the party responsible for compliance could void the user's authority to operate the equipment.

www.alnec.com