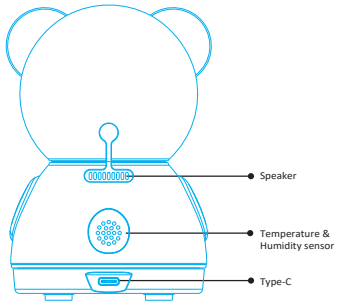
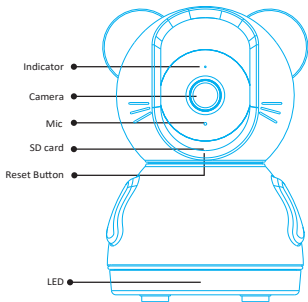




MOMWILIKE Baby Monitor S1

User Manual

Product Appearance



Packing list

Please check all accessories after opening



Baby Monitor x 1



USB Cable x 1



Adaptor x 1



User Manual x 1

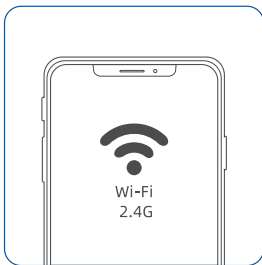


SD Card x 1

Installation Guide

1. Check Wi-Fi connection

Please check your Wi-Fi connection before setup, device supports 2.4GHz Wi-Fi only



2. Check Mobile Device OS Version

Please make sure your phone OS version is Android 5.0 and above or IOS 10.0 and above




*Note: 1. Please plug in USB cable into adapter horizontally.
2. Please make sure your phone connected 2.4GHz Wi-Fi before using the APP.

Installation Guide


3.Download APP

Scan following QR code to
download Luxhome APP



4.Power on

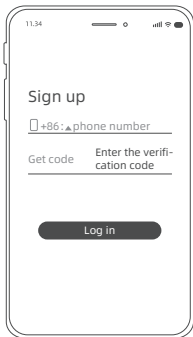
Plug in adapter, device
successfully powers on after
yellow LED light blinking



Installation Guide

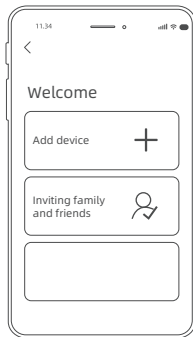
1. Sign up

Click sign up and follow the instructions to complete



2. Add Device

Click Add device and follow the instruction to add device



Installation Guide

Two ways to connect Wi-Fi:

1) Connected by QR code

Click "Connected by QR code", then follow the APP's instruction.

2) Connected by Hotspot

a. Follow APP's instruction to connect your phone's Wi-Fi to designated hotspot.

Step 1: connect to the local WiFi network (WiFi 2.4ghz only) as prompted by APP, select WiFi name, input WiFi password, and click "Next".

Step 2: Click "Go To Connect", connect to the hotspot network of the device as prompted by the APP (WiFi name format: SmartLife-XXXX, password: 99999999), and click the back button on the page after the hotspot connection is successful (the position of the back button varies according to the mobile phone, generally in the upper left corner of the wi-fi connection page).

Step 3: After the device is successfully connected, click Start to add the device.

Please note following issues may lead to the failed Wi-Fi connection

- The device only support 2.4GHz, please make sure your Wi-Fi frequency is 2.4GHz.
- Incorrect Wi-Fi password.
- Your Wi-Fi connection stops unknown device to connect.

3. Successfully adding device, start your AI life.

4. Installation

Ensure your baby monitor's upright on a flat surface where you can get a complete view of baby.

Product features



Baby Crying Detection

Device will notify you on Luxhome APP when detect baby crying, and automatically play lullaby and turn on LED to conform baby.



Human Detection

Device will notify you on Luxhome APP when detect people in device's view.



Virtual Fence

You can set restriction area in the APP. Device will notify you on the Luxhome APP when detect baby moving out of the restriction area.



Covered Face Detection

Device will notify you on Luxhome APP when detect baby face is covered.



Smile Capture

Device will automatically capture baby's smile and store the photos in baby's album.

Indicator Color Status

Power-on	Wi-Fi Connecting	Wi-Fi Connected	View on-line Video
Yellow light	Blue light slowly flash	Blue light	Blue light fast flash

Notice: Monwilike reserve the right to modify indicator color or status by upgrading SW in the future with advance notice to users.

Specification

Product	Monwilike Baby monitor S1	Input Power	5V/2A
Model	LBB21-01	Wifi	802.11b/g/n
Resolution	4M	Color	Yellow/Pink
FOV	110°	size	90x 86 x 114 mm
Local Storage	32G/64G SD card		

Notice: Please make sure your phone OS version is Android 5.0 and above or IOS 10.0 and above.

Product hazardous substances

Substance	Components					
	Silicone Cover	Plastics parts	PCBA	USB cable	Adapter	Lens
Pb	○	○	○	○	○	○
Hg	○	○	○	○	○	○
Cd	○	○	○	○	○	○
Cr(VI)	○	○	○	○	○	○
PBB	○	○	○	○	○	○
PBDE	○	○	○	○	○	○

The harmful substances contained in this product are caused by the current technical limitations and no alternative substances can be found, and they are within the scope of ROHS exemption. Special consideration has been made in the design of the product. Ensure that exterior components are made of non-toxic and environmentally friendly materials.

Consumers will not come into contact with harmful substances under normal use and will not cause harm to human body.

Product Safety Caution

- ① Please place the device in area with good Wi-Fi connection.
- ② Please place the device away from electromagnetic interference area.
- ③ Please do not use incompatible adapters, which may cause fire or explode.
- ④ This device is not a toy, child use must be under adult supervision.
- ⑤ Please do not expose the device in wet condition.
- ⑥ Please do not allow unknown people to bundle and access your device.
- ⑦ To get the best experiences of the device, please do not place camera towards or close to reflective object which may lead to white screen or unclear picture.

Statement

1. Personal information

To protect your personal information, please do not allow unknown people to bundle and access your device, Monwilike will also take action to protect your personal information.

Gentle Reminders:

- a. Place the product out of reach by children, to prevent children from accidentally eating parts.
- b. Avoid use non-original power adapter, this could result in fire or explosion.
- c. Do not expose the product under wet condition, this could impact the normal use.
- d. For you and your family's safety and privacy, please do not allow unknown people to bundle and access your device.
- e. The product can only be used as assistant to monitor baby, cannot fully replace human.

This equipment complies with FCC and IC radiation exposure limits set forth for an uncontrolled environment. This equipment should be installed and operated with minimum distance of 20 cm between the radiator and your body. This transmitter must not be co-located or operating in conjunction with any other antenna or transmitter.

This device complies with part 15 of the FCC rules and RSS-247 of Industry Canada. Operation is subject to the following two conditions: (1) this device may not cause harmful interference, and (2) this device must accept any interference received, including interference that may cause undesired operation.

Le présent appareil est conforme aux CNR d'Industrie Canada applicables aux appareils radio exempts de licence. L'exploitation est autorisée aux deux conditions suivantes : (1) l'appareil ne doit pas produire de brouillage, et (2) l'utilisateur de l'appareil doit accepter tout brouillage radioélectrique subi, même si le brouillage est susceptible d'en compromettre le fonctionnement.

This Class B digital apparatus complies with Canadian ICES-003.

Cet appareil numérique de la classe B est conforme à la norme NMB-003 du Canada.

NOTE: The manufacturer is not responsible for any radio or TV interference caused by unauthorized modifications to this equipment. Such modifications could void the user's authority to operate the equipment.

NOTE: This equipment has been tested and found to comply with the limits for a Class B digital device, pursuant to part 15 of the FCC Rules. These limits are designed to provide reasonable protection against harmful interference in a residential installation. This equipment generates uses and can radiate radio frequency energy and, if not installed and used in accordance with the instructions, may cause harmful interference to radio communications. However, there is no guarantee that interference will not occur in a particular installation. If this equipment does cause harmful interference to radio or television reception, which can be determined by turning the equipment off and on, the user is encouraged to try to correct the interference by one or more of the following measures:

- Reorient or relocate the receiving antenna.
- Increase the separation between the equipment and receiver.
- Connect the equipment into an outlet on a circuit different from that to which the receiver is connected.
- Consult the dealer or an experienced radio/TV technician for help
- This device and its antenna(s) must not be co-located or operating in conjunction with any other antenna or transmitter.

Luxshare Electronic Technology(KunShan) Ltd.

No.158, Jinchang Road, Jinxi Town, Kunshan City, Jiangsu Province, China

FCC ID: 2A2EX-LBB21-01

IC : 28412-LBB2101