

# **Test setup photos of EUT**


## 1. Orthogonal plane of EUT

- The testing was set in the three orthogonal planes and measured for each position (X, Y, Z).

### X-axis



### Y-axis





**Model name: WB100K**

**Z-axis**




**Model name: WB100K**

## 2. Photos of Radiated Spurious Emission Test (Below 1 GHz)



**Model name: WB100K**


### 3. Photo of Radiated Spurious Emission Test (Above 1 GHz)



**Model name: WB100K**



#### 4. Photo of Conducted Test



Model name: WB100K