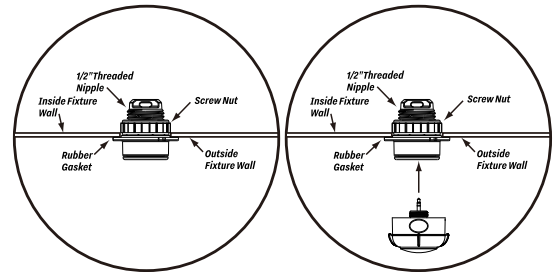


**⚠ WARNING:** May result in serious injury or death. Turn off power at circuit breaker before installing the unit.

**Attention:** pour éviter un incendie, un choc électrique ou la mort. Coupez l'alimentation au disjoncteur ou au fusible et testez que l'alimentation est coupée avant le câblage

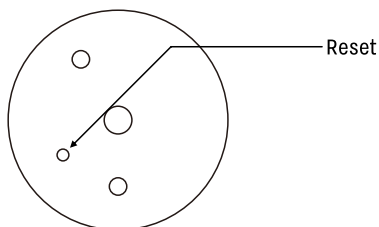
## FEATURES

1. Please call a licensed electrician for installation.
2. Drill 1/2" KO in the sheet metal for SC01 receptacle installation, make sure the SC01 well fixed in the luminaire.
3. Make sure the luminaire can be 0-10V dim to off, and the driver have AUX output.
4. Screw in the sensor into the receptacle and make sure the connection is tight. Ensure the rubber gasket touches the outside surface of the fixture.
5. Attach the lens to sensor and turn the lens module clockwise to ensure it locks in place.
6. Please refer below diagram for Wiring.
7. Return power back to source.
8. Commissioned the sensor via Keilton+Autani App.

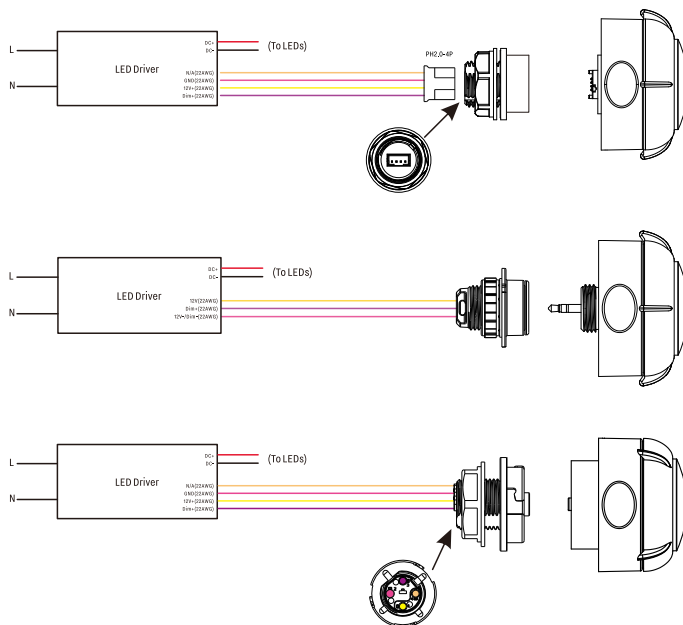


## HOW TO ADD

1. Press and hold the Reset button for three seconds until the blue indicator light starts flashing continuously, then release it.
2. Add EFS106 to the switch page on the app.



## WIRING



TIPS: This Bluetooth device is compatible with Keilton+Autani lighting control system only.

## How to Install Keilton+Autani APP?

Scan below QR code for downloading the APP.



## How to Control Lights with a Phone?

Scan to download Keilton+Autani APP instruction



## WARRANTY INFORMATION

Our company warrants this product to be free of defects in materials and workmanship for a period of five(5) years. There are no obligations or liabilities on the part of our company for consequential damages arising out of, or in connection with, the use or performance of this product or other indirect damages with respect to loss of property, revenue or profit, or cost of removal, installation or reinstallation.

Contact: [sales@litetrace.com](mailto:sales@litetrace.com)

## FCC Statement:

Changes or modifications not expressly approved by the party responsible for compliance could void the user's authority to operate the equipment.

This device complies with Part 15 of the FCC Rules. Operation is subject to the following two conditions: (1) this device may not cause harmful interference, and (2) this device must accept any interference received, including interference that may cause undesired operation.

This equipment has been tested and found to comply with the limits for a Class B digital device, pursuant to part 15 of the FCC Rules. These limits are designed to provide reasonable protection against harmful interference in a residential installation. This equipment generates, uses and can radiate radio frequency energy and, if not installed and used in accordance with the instructions, may cause harmful interference to radio communications. However, there is no guarantee that interference will not occur in a particular installation. If this equipment does cause harmful interference to radio or television reception, which can be determined by turning the equipment off and on, the user is encouraged to try to correct the interference by one or more of the following measures:

- Reorient or relocate the receiving antenna.
- Increase the separation between the equipment and receiver.
- Connect the equipment into an outlet on a circuit different from that to which the receiver is connected.
- Consult the dealer or an experienced radio/TV technician for help.

## RF Exposure

This equipment must be installed and operated in accordance with provided instructions and the antenna(s) used for this transmitter must be installed to provide a separation distance of at least 20 cm from all persons and must not be co-located or operating in conjunction with any other antenna or transmitter. End-users and installers must be provided with antenna installation instructions and transmitter operating conditions for satisfying RF exposure compliance.

IC

## IC STATEMENT

This device contains licence-exempt transmitter(s)/receiver(s) that comply with Innovation, Science and Economic Development Canada's licence-exempt RSS(s). Operation is subject to the following two conditions:

- (1) This device may not cause interference.
  - (2) This device must accept any interference, including interference that may cause undesired operation of the device.
- Cet appareil contient des émetteurs / récepteurs exemptés de licence conformes aux RSS (RSS) d'Innovation, Sciences et Développement économique Canada. Le fonctionnement est soumis aux deux conditions suivantes :

- (1) Cet appareil ne doit pas causer d'interférences.
  - (2) Cet appareil doit accepter toutes les interférences, y compris celles susceptibles de provoquer un fonctionnement indésirable de l'appareil.
- avertissements radio pour les appareils mobiles

L'équipement est conforme aux limites d'exposition aux rayonnements définies par la IC pour les environnements non contrôlés. La distance minimale entre le dissipateur de chaleur et votre corps doit être de 20 cm lors de l'installation et de l'utilisation du matériel.