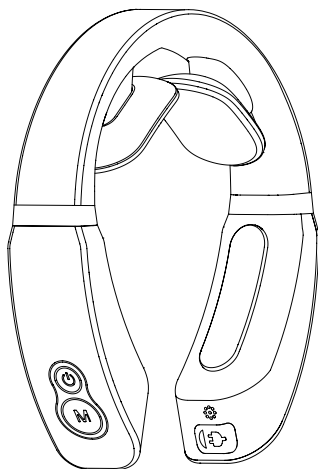


Neurox

(Model: MX-N303)



INSTRUCTION MANUAL

取扱説明書

사용 설명서

Read before use

Thank you for using MiXU product Neurox intelligent neck massager. Before using, please read this manual carefully, and correctly master the use of this massager in order to make full use of its performance. We believe that it will bring convenience and comfort to you and your family.

Please keep this manual for future reference. Please contact our after-sales service network or the company while encounter any problems when using. We will serve you sincerely. Thank you for your cooperation.

Danger

Please never use it with the following medical electronic devices.

1. In vivo implantable medical electronic devices such as cardiac pacemakers;
2. Artificial heart-lung and other life-sustaining medical electronic devices;
3. Medical electronic devices such as electrocardiographs;

These medical electronic devices may cause malfunctions and may be life-threatening.

Warning

If the patient uses both high-frequency surgical equipment and the product on the body, the electrode pads of the product may cause burns and may damage the product.

If this product is used near a short-wave or microwave therapy device (within 1 meter), the output of the product may be unstable.

The electrode pads in the massage should damage.

The electrode pads should not be placed near the chest heart when massaging, otherwise it will increase the risk of heart fibrillation. It is recommended for individual use.

Please clean the electrode on the product and use the product when another use. The electrode should be tightly attached to the skin and evenly contacted.

The electrode pads of this product have a heating function, and the same part for a long time (more than 15 minutes) may cause low temperature burns when using the hot compress function.

Discomfort during use or after use should stop using and consult the doctor.

This product contains a lithium battery. Do not disassemble, modify, soak the product or throw it into the fire. Otherwise, the product may be damaged or exploded.

Precautions

Please consult your doctor for the following situations. Failure to do so may result in an accident or physical discomfort.

1. A patient who is being treated by a doctor and feels abnormal.
2. Patients with abnormal heart and brain aberrant.
3. Patients with a body temperature exceeding 38 degrees (the fever period).
4. Patients with infectious diseases.
5. A patient with a sensory skin disorder or abnormal skin.
6. A patient who is taking medication.
7. Patients with abnormal blood pressure.
8. Patients who cannot express themselves completely.
9. Patients with sensory impairment due to high peripheral circulatory disorders such as diabetes.
10. A patient who is allergic to stainless steel electrodes.

Do Not Use in the following situations:

1. Malignant tumor patient
2. Patients with bleeding tendency
3. Pregnant women, maternity
4. Acute suppurative inflammation
5. Cardiac pacemaker user
6. Metal built-in patient
7. Human heart attachments

Do not use near the heart, above the neck, on the head, mouth, genitals, or skin conditions, and do not treat the soles of both feet at the same time.

In addition, do not compress the internal organs when using. Failure to do so may result in an accident or physical discomfort.

Do not use it with other medical devices or more than 2 of these products, as this may cause nausea or discomfort.

Do not use the purpose other than the massage described in the instruction manual, otherwise an accident may occur and a malfunction may occur.

Do not use the electrode pads with damaged or damaged surfaces, as this may cause an accident and cause a malfunction.

Do not disassemble, repair or modify this product. Failure to do so may result in malfunction or electric shock.

Attention:

If you feel unwell due to abnormalities in this product, stop using it immediately.

If your body or skin feels different, please consult your doctor and follow your doctor's advice.

If you want to move the electrode pad or other people hurt during massaging, be sure to turn off the power so as not to have a strong electric shock.

Do not use electronic devices for treatment, as this may cause electronic devices to malfunction (e.g. electronic watches)

When an abnormal situation occurs that cannot be operated, turn off the power supply and remove it immediately. As it may occur high temperature or short circuit. Please contact customer service for after-sales consultation.

Do not plug or unplug the USB charging cable by hand, as this may result in electric shock or accident.

Precautions

Do not use it for children or those who do not have the ability to express consciousness, as it will cause an accident or physical discomfort.

Do not use it in a place with a high temperature such as a bathroom, or use the product while taking a bath, otherwise it may be strongly bumped and damage the product.

Do not use it while sleeping as the main part may malfunction. In addition, the electrode sheet may be moved to other parts to cause physical discomfort.

Do not use while driving as it may cause discomfort due to excessive stimulation and cause an accident.

Do not stick the electrode pads to the affected area for a long time, otherwise it may cause skin inflammation.

Avoid the metal parts of the belt, necklace, etc. are in contact with the electrode pads, otherwise they may be subjected to a strong electric shock, or you may be subjected to a strong electric shock.

Do not use it in the same area for a long time (more than 30 minutes), otherwise it may cause fatigue in the massage area.

Please wear this product properly, use it on the cervical vertebrae, and wear it symmetrically. Otherwise, accidents may occur or cause discomfort.

Do not pull the wire, but hold the wire plug and pull it out when removing the USB charging cable, otherwise it may cause electric shock or damage to the product.

The product electrode has a surface heating function. heat-insensitive or overheated users should consult your doctor before using.

It is normal that the surface will be hot after the product working for a long time.

Advice

Please confirm that the main unit button is working properly before use.

When using the product for the first time, or after the product has been left for a long time, please charge the battery according to the instruction manual to ensure that it works properly.

When disposing of this product, please dispose of it according to the relevant environmental protection regulations of the city, otherwise it may cause environmental pollution.


Recommended for people aged 16 and over.

Do not use or store this product in the following places: In places where hot and humid and dusty.

Recommended to use 2-3 times per day (15 minutes each use). It is not recommended to use it multiple times in succession.

Note:

1. In order have better experience, please wipe the skin with a wet towel or apply lotion to moisturize the skin.
2. Please keep your posture in the right position when using it, and the head should not swing;
3. Turn it on and select the appropriate gear to use after put on the product;
4. Finger contact with both electrodes while the product is working may cause discomfort;;
5. Remove the protective film before use;

 If you feel uncomfortable or stinging during use, stop using it immediately and remove the product.

Product Specification

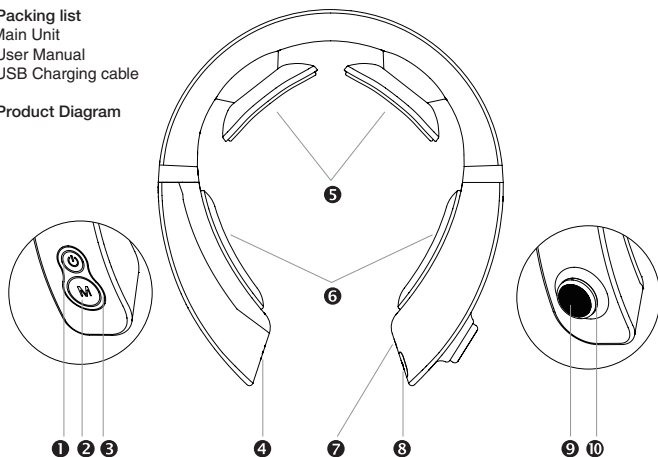
1. Features:

- A. Adopts ergonomic design, in line with the neck curve, make massage more comfortable. Exquisite and stylish Appearance.
- B. Built-in battery, easy to use.
- C. 5 kinds of massage techniques and 16-level indensity massage to satisfy multiple massage demands.

2. Packing list

- 1. Main Unit
- 2. User Manual
- 3. USB Charging cable

3. Product Diagram






- ❶ Power Switch /Heat mode
- ❷ Mode/Sound Switch
- ❸ Indicator/Colorful LED
- ❹ Speaker
- ❺ Electrode Sheet
- ❻ Airbag
- ❼ Microphone
- ❽ Charging Port
- ❾ Pulse rotation button
- ❿ Technological lights

4. Product Parameter

Product Name	Neurox Neck Massager	Input Voltage	DC 5V
Product Model	MX-N303	Rated Power	2W
Product Weight	170g	Heating Temp.	38 ~ 42 ± 3°C
Battery	1000mAh Lithium	Executive standard	GB4706.1-2005

Instructions

I. Operating

1. Put the product on the neck.
2. Press and hold the  button to turn on the machine and voice prompts will be broadcasted. The automatic combination mode and The colorful LED lights on the right light up;
3. Press and hold the  button, voice prompts will be broadcasted and the machine is shut off;
4. The power-on default is combination mode, lowest temperature (38°C) and pressure 1 intensity.
5. Mode 1: Combination Mode 2: Beating Mode 3: Scarping
 Mode 4: Acupuncture Mode 5: Kneading
6. when power is on press  button Voice prompts will be broadcasted from "Strong heating -- Low heating -- heating off"
7. Press "M" button to swap to modes from automatic combination mode, beating, scarping, acupuncture and kneading mode.
8. The strength will restore first level when swapping the mode.
9. Press and hold the "M" button to turn on or off the voice function The content of the announcement is "Voice On or Voice Off". There is no pressing tone when the function is off.
10. Press the "+" button to adjust the intensity from 1-16. Short press the "-" button to deduct the intensity from 16-1. Voice prompts will be broadcasted when adjusting.
11. After starting the machine, the heating function is turned on by default.
12. Preset at 15-minute auto shut-off.
13. The machine will flash white light to indicate power shortage when the battery voltage is lower than 3.25V. The machine will automatically shut down when the battery voltage is lower than 3.2V. Please plug in the external power supply to charge until it can be turned on normally. The charging time is 1.5 hours.
14. For energy saving, the product will be automatically shut down if the electrode is not attached to the human skin within 2 minutes after the device is turned on.

II. Optional (Some models are equipped with Bluetooth function and remote control)

1. Remote control can use when machine is on. (optional, refer to the remote control manual)
2. Models with Bluetooth function, the device will not shut down by default when the phone is connected to Bluetooth.
3. The Bluetooth function is always on by default, the mobile phone can be directly paired, the Bluetooth name is "N303", the mobile phone is successfully connected, you can play music and make mobile Bluetooth calls.

III. Recharge

1. Please use the USB DC5V adapter to connect the charging cable with the adapter, and the other end to the USB Type-C interface. The machine's light will show the charging status.
LED light will be white color in breathe mode when charging, white color is on after finish charging.
2. Please use the adapter of USB DC5V, 1A or 2A for charging.
3. The machine cannot be used when charging.

V Daily maintenance

When cleaning and maintainaing this product, please turn off the massager. Use cotton buds moistened to clean the electrode pads. You may use alcohol (concentration: 75%) for disinfection if there is any stain.

For daily maintenance, wipe with mild detergent and a soft cloth.

Do not use corrosive detergents. Do not soak or rinse in water.

Water or other liquids should be prevented from penetrating the body during the cleaning process so as to avoid the risk of short circuit and electric shock during use.

Troubleshooting

Malfunctions and Solutions

If you have problems using the product, please refer to the following tips and solutions:

If the product is still in a fault condition or cannot be used, turn off the power;

Please do not modify, repair or disassemble this product by yourselves.

Warranty does not cover if the product is misuse, abuse and damage caused by other external causes. We will not undertake the consequences under this situation.

Situation	Reasons and Solutions
Failure to turn on	1. Low Battery, please charge in time.
	2. Please make sure you have pressed the switch button (press & hold)
Failure to charge or no display	1. Please check if the USB, the massager and adapter are connected.
No Vibration	1. Is the protective film on the electrode sheet removed? Tear off the protective film on the electrode sheet.
	2. Is the electrode sheet in contact with the skin? Adjust the position to make them close.
	3. Are there any items such as accessories between the electrode pads and the skin? Remove items.
	4. Is the intensity at the 1st level of intensity? Adjust the massage intensity.
Feeling feel a sharp tingling	1. Is the electrode sheet and the neck skin too close? Need to adjust the position.
	2. Is too much time the massage? It is recommended to press 15 minutes at a time, twice a day.
	3. Is the massage intensity too strong? Adjustable the intensity.
	4. Allergic to the electrode? Desensitized first for those have severe allergies.
	5. Cold weather or dry skin? Use a wet towel to moisturize the skin.
	6. Is there a wound on the skin? Don't put the electrode on the wound.
Weak Vibration	1. Is the electrode of the massager and the skin of the neck close? Need to adjust the position and the suitable intensity.
	2. Whether the electrode has stain? Clean the electrode surface
	3. Low Battery, please charge in time.
	4. Is the intensity at the 1st level of intensity? Adjust the massage intensity.

Environmental Friendly Materials

Name of Components	Name and Content of toxic or hazardous substances or elements in the product					
	Toxic or harmful substances or elements					
	Lead (Pb)	Mercury (Hg)	Cadmium (Cd)	Hexavalent chromium (Cr(VI))	Polybrominated biphenyl (PBBs)	Polybrominated diphenyl ether (PBDEs)
Electronics	O	O	O	O	O	O
Hardware	O	O	O	O	O	O
Plastic	O	O	O	O	O	O
Packaging	O	O	O	O	O	O

This form has been prepared in accordance with the provisions of SJ/T 11364 :

O : Indicates that the content of this hazardous substance in all homogeneous materials of this part is below the limit requirement of GB/T 26572-2011.

X : Indicates that the hazardous substance contains at least a certain amount of the homogeneous material of the part exceeding the limit specified in GB/T 26572-2011.

Declaration

With the technical innovation and improvement of the product, the contents of the product manual of the same model as this product may be subject to change without prior notice.

The illustrations shown in this manual are based on the appearance of the standard model massager and are for illustrative purposes only. The actual appearance is subject to the product purchased.

Due to product improvement, some parameters may be changed. The changed parameters are not retroactive to this product. Please refer to the nameplate parameters of this product.

If the contents of this manual are changed, we will make announcements through the company's official website without prior notice; unless the announcement notice clearly states, the changes in principle are not retroactive to this product.

The right to interpret the terms of this manual belongs to the manufacturer.

This device complies with Part 15 of the FCC Rules. Operation is subject to the following two conditions: (1) this device may not cause harmful interference, and (2) this device must accept any interference received, including interference that may cause undesired operation

NOTE: This equipment has been tested and found to comply with the limits for a Class B digital device, pursuant to Part 15 of the FCC Rules. These limits are designed to provide reasonable protection against harmful interference in a residential installation. This equipment generates, uses and can radiate radio frequency energy and, if not installed and used in accordance with the instructions, may cause harmful interference to radio communications. However, there is no guarantee that

interference will not occur in a particular installation.

If this equipment does cause harmful interference to radio or television reception, which can be determined by turning the equipment off and on, the user is encouraged to try to correct the interference by one or more of the following measures:

- Reorient or relocate the receiving antenna.
- Increase the separation between the equipment and receiver.
- Connect the equipment into an outlet on a circuit different from that to which the receiver is connected.
- Consult the dealer or an experienced radio/TV technician for help.

Warning: changes or modifications not expressly approved by the party responsible for compliance could void the user's authority to operate the equipment

The device has been evaluated to meet general RF exposure requirements, the device can be used in portable exposure conditions without restriction

Neurox

file version: N303 User Manual 2021v1