

Environmental protection:  
RoHS2.0/REACH  
Version: A / 0

## SPECIFICATION FOR APPROVAL

**Customer :** Jiahe Intelligent Technology Co., LTD

**- Product :** antenna-L

**Part No.:** 300116190268D00

Customer (business) confirmation and reply:

Signature :

PASSED

REJECTED

## PRODUCT INFORMATION

**Product :** FPC antenna

**Part No.:** CE-2231B

**Samples No.:**

**Drawing No.:**

**Date:** 2025-9-18

bear do <b>Prepared By</b>	check To <b>Proofed By</b>	careful pit <b>Checked By</b>
<b>DATE:</b>	<b>DATE:</b>	<b>DATE:</b>

Innovation INNOVATION Trust RELIABILITY satisfaction SATISFACTION



**Shenzhen Yusheng Communication Equipment Co., LTD**

**SHENZHEN YUSHENG COMMUNICATION EQUIPMENT CO., LTD**

Address: 4A, Floor 4, Building 2, Nantaiyun Chuanggu Park, intersection of Guangming Avenue and Dongchang Road, Guangming District, Shenzhen

TEL : 0755-23984257 FAX : 0755-86090455

Form Number: CO-ENG-031B

## CE-2231B Antenna specifications

Customer name: Jiahe Intelligent Technology Co., LTD

Customer name: CE-2231B

Product name: antenna-L


Size of product: Please see the BOM table list for more details

Material code: 300116190268D00

### Change Content CV:

order number	edition	state	availability date	person liable	page number	remarks
1	R:A	editio princeps	2025.09.18	Li Jieyi	12	

### The Supplier acknowledges the signature of the following part:

Responsible person / date		IQC/ date	Review / Date	Approval / Date
MD	Bi Yezhi	Su Guanfeng	Zeng Xiang good	
RF	Jiang Mningfei			

### The Demander acknowledges the signature (please send it back after confirmation):

The demander the result: <input type="checkbox"/> qualified <input type="checkbox"/> unqualified			
Development & Design Engineer / Date	SQE Engineer / Date	Purchasing Leader / Date	Development Manager approval / date

## Catalogue

1. OVERVIEW .....	4
1.1 SCOPE OF APPLICATION .....	4
1.2 PROJECT BASIC INFORMATION .....	4
2. TECHNICAL INDEX REQUIREMENTS .....	4
2.1 INTRODUCTION OF TEST ITEMS AND EQUIPMENT .....	4
2.2 ACTIVE REPORTING .....	4
2.2.1 TEST INSTRUCTIONS .....	4
2.2.2 ANTENNA HAS NO POWER .....	5
2.2.3 L-2450MHZPASSIVE DIAGRAM OF THE ANTENNA DIRECTION .....	6
2.2.4 ACTIVE ANTENNA PARAMETERS .....	6
2.2.5MATCH CHANGED .....	7
2.2.6 ANTENNA MEASURED DATA .....	7
3. STRUCTURAL DRAWINGS .....	9
L ANTENNA .....	9
4. LIST OF MATERIALS .....	10
5. PACKAGE SCHEMATIC DIAGRAM .....	11

## 1. Overview

### 1.1 Scope of application

This requirement applies to CE-2231B Antenna type selection, test, and acceptance.

### 1.2 Project basic information

Antenna name:	<u>CE-2231B</u>
Antenna frequency:	BT: 2402-2484MHZ
Antenna material:	FPC antenna

## 2. Technical index requirements

### 2.1 Introduction of test items and equipment

inventor y	test item	equipment
Active test	TRP, TIS	Integrated tester, microwave darkroom

### 2.2 Active Reporting

#### 2.2.1 Test instructions

Test tools: Agilent8960 instrument, R & S CMW500, full wave far field ETS dark room, high precision positioning system and its controller and computer with automatic test program

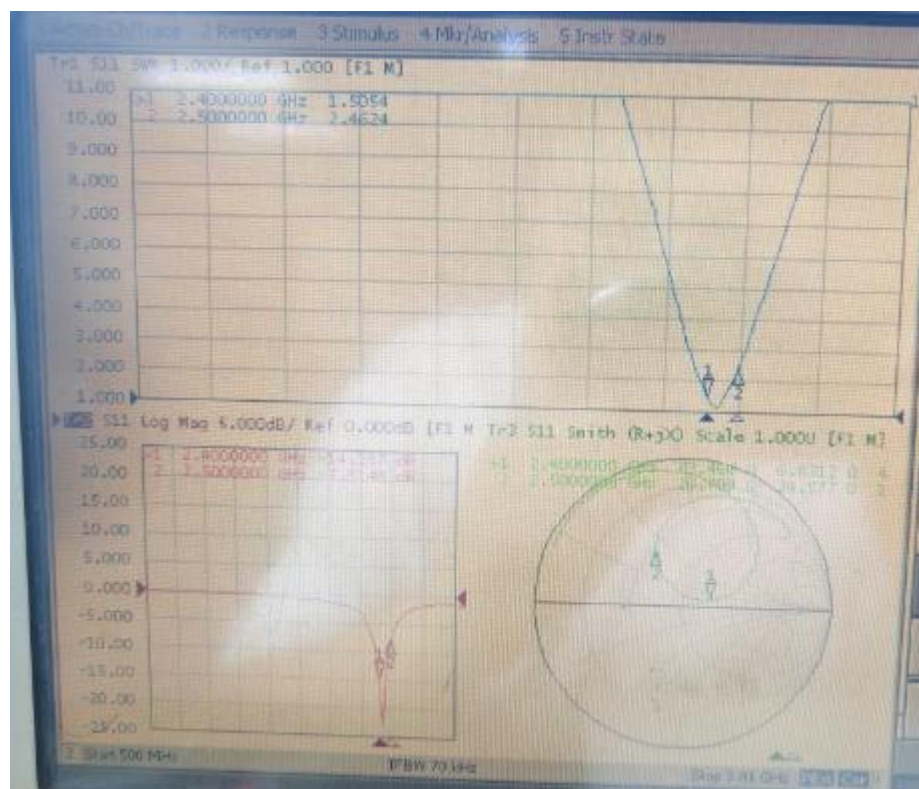
Test environment: temperature  $22^{\circ}\text{C} \pm 3^{\circ}\text{C}$ , humidity  $50\% \pm 15\%$

Test method: DUT is fixed in the center of the turntable with H plane, on the same horizontal line as the center of the horn antenna.

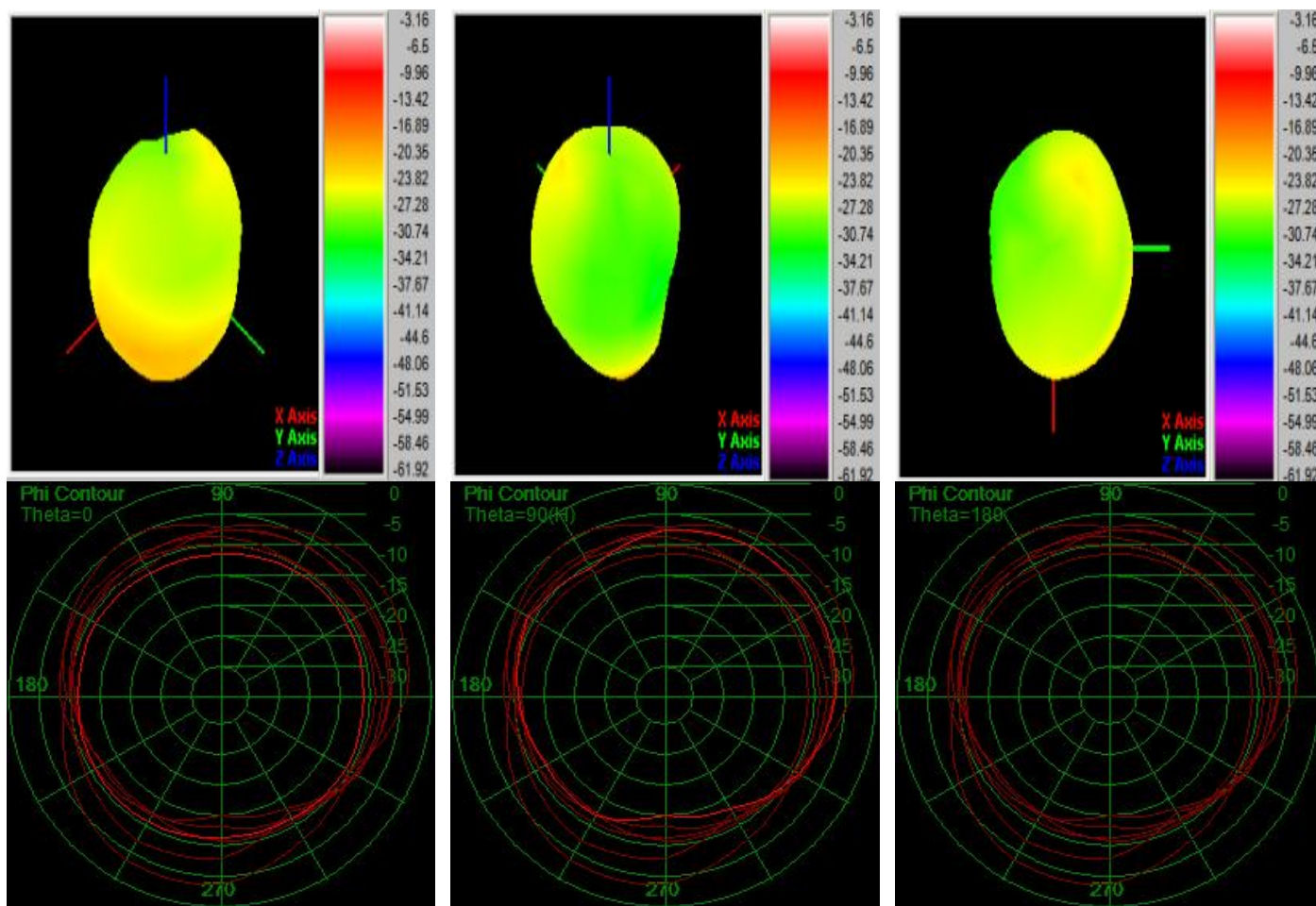
The positioning system enables the DUT to rotate in the whole sphere to satisfy the high-precision 3 D positioning. Each RF instrument and turntable controller communicate with the PC with automatic test software through the GPIB interface

## 2.2.2 Antenna has no power

Freq	productive ness (%)	Productiveness (dB)	gain(dBi)
2400.0	17.7%	-7.5	-3.78
2410.0	18.4%	-7.4	-3.65
2420.0	18.8%	-7.3	-3.61
2430.0	19.5%	-7.1	-3.58
2440.0	19.8%	-7.0	-3.27
2450.0	20.3%	-6.9	-3.16
2460.0	20.6%	-6.9	-3.44
2470.0	20.1%	-7.0	-3.54
2480.0	19.7%	-7.1	-3.71
2490.0	19.3%	-7.1	-3.79
2500.0	19.0%	-7.2	-3.84



### 2.2.3 L-2450MHZpassive diagram of the antenna direction

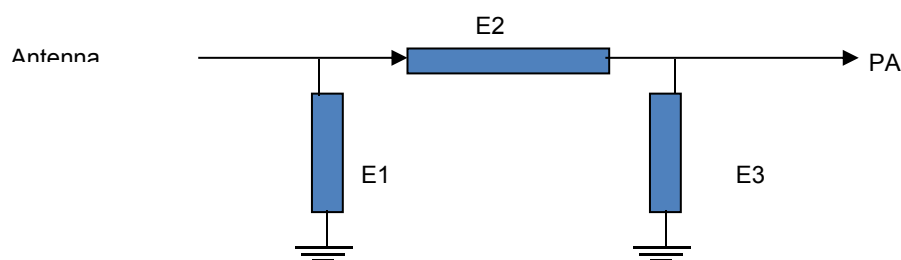


### 2.2.4 Active antenna parameters

Channel No.	L/Free space test data	
	TRP (dBm)	TIS (dBm)
0	2.06	-86.14
39	3.84	-86.57
78	2.97	-87.22

Channel No.	L/Head/Ear test data	
	TRP (dBm)	TIS (dBm)
0	-0.94	-83.41
39	0.11	-83.73
78	-0.34	-84.08

## 2.2.5 Match changed



Element	Value
E1(0201)	NC
E2(0201)	0Ω
E3(0201)	NC

## 2.2.6 Antenna measured data

test method:	1. Distance Test: Connect the phone to a Bluetooth headset and place it on a non-metallic stand 60cm high. The tester wears the headset and walks backward while rotating 360 degrees. Measure the maximum distance where call and music playback remain uninterrupted within the headset.	
	2. Proximity test: The tester carries a mobile phone (preferably in the back pocket of the pants with the main ear of the Bluetooth headset) to test whether there is any jamming or breaking during human rotation.	
	3. Hand covering test: The tester wears headphones and connects with the mobile phone to play music. Two states are tested: 1) Test with fingertips facing up to check whether there is any jamming of music; 2) Test with fingertips facing back to check whether there is any jamming of music.	
Test site :	In the open area outside our building (see test environment)	
testing facility :	Samsung S8	
test result :	listen to music	1. When the left and right ears are mutually the main ears, there is no sticking phenomenon in the pull distance test within 18M.
		2. Proximity has not been tested yet.
		3. Cover your ears with both hands and wait for testing.

test method:	1. Distance Test: Connect the phone to a Bluetooth headset and place it on a non-metallic stand 60cm high. The tester wears the headset and walks backward while rotating 360 degrees. Measure the maximum distance where call and music playback remain uninterrupted within the headset.	
	2. Proximity test: The tester carries a mobile phone (preferably in the back pocket of the pants with the main ear of the Bluetooth headset) to test whether there is any jamming or breaking during human rotation.	
	3. Hand covering test: The tester wears headphones and connects with the mobile phone to play music. Two states are tested: 1) Test with fingertips facing up to check whether there is any jamming of music; 2) Test with fingertips facing back to check whether there is any jamming of music.	
Test site :	In the open area outside our building (see test environment)	
testing facility :	iphone 6	
test result :	listen to music	1. When the left and right ears are mutually the main ears, there is no sticking phenomenon in the pull distance test within 30M.
		2. Proximity has not been tested yet.
		3. Cover your ears with both hands and wait for testing.



### 3. Structural drawings

## L antenna

[illegible]



Shenzhen Yusheng Communication Equipment Co., LTD

## 4. List of materials



Shenzhen Yusheng Communication Equipment Co.,LTD

### 095029 (CE-2231B) BOM

Edition : T:A

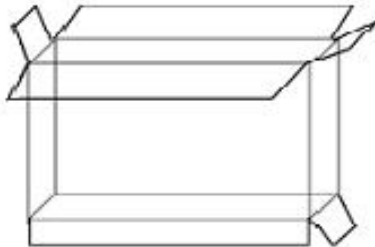
client : 095

Type of aircTCft : 095029


Set a date : 2025/5/6

Item number	*Material code	*Material name	name	*Machine type	Specification and model	colour	*UNIT.	dosage	remark
1	095029 -IA-TA	L antenna		CE-2231B	Black L-Style FPC with 1-Side Half-Half ETP Copper & Selective Gold Plating, 17.23*7.06*0.12MM	black	PCS	1	
1.2	095029 -IA-01-TA	L-FPC		CE-2231B	Black L-Style FPC with 1-Side Half-Half ETP Copper & Selective Gold Plating, 17.23*7.06*0.12MM	black	PCS	1	
verify :			examine :			manufacture : BYZ			



## 5. Package schematic diagram

Packaging method diagram		
product name	antenna	
Project model	CE-2231B	
File details	Carton Size 1: 270*260*200MM Carton Size 2: 260*200*200MM Carton Size 3: Depending on the order quantity / volume	
	Boating method	The minimum package of 100 bags, in turn with waterproof bags, a waterproof bag with up to 1000 materials
	Total number of binning	Packaging by order quantity
labeling requirement	Tag Size 1:  Universal use 100 * 100mm  Tag Size 2:  According to customer requirements	
matters need attention		
1. Due to the limitation of order quantity, the packing method of each material is the size of the box according to the total quantity of the order or the physical volume		
2. Storage temperature: room temperature		
3. Storage conditions: store them in a cool and dry place		

## 1、小包装

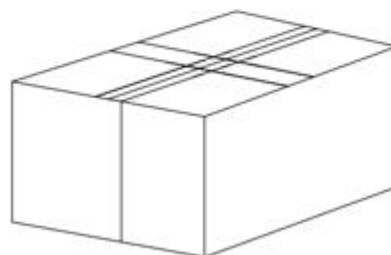
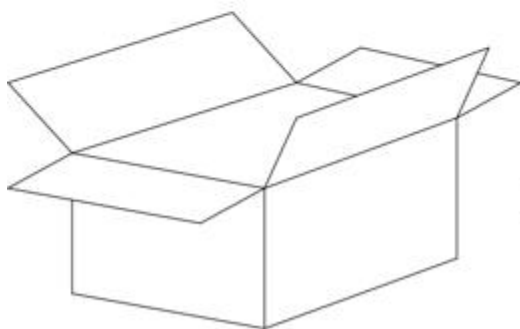


FPC antenna (full plate half cut shipment): 250\*198



PE bag 5000PCS antenna

## 2、大包装



One box of 1-16 bags | 5000-80000pcs antenna |

3. Note :FPC products are manufactured by micromucous membrane.

Quantity of small package :5000PCS/ bag;

Large package quantity :5000-80000PCS/ box.

## 4. Precautions

4.1 The storage of products should ensure that the ambient temperature is  $-10^{\circ}\text{C}\sim+24^{\circ}\text{C}$ , the humidity is less than 90%, there is no rain leakage in the warehouse, the ground should be moisture-proof, and the acid fog and salt spray around the warehouse should be avoided Corrosion. The shelf life of the product is 180 days;

4.2 The product can be transported by land, water or air, and should be rainproof during transportation;

4.3 Stacking requirements :XXX;

(Other examples: It is strictly prohibited to throw, throw, etc... Require)