

Model: SCA14000-2x2, SCA14000-2x4




Figure 1 Overview of SCA14000-2x2



Figure 2 Control panel of SCA14000-2x2

Model: SCA14000-2x2, SCA14000-2x4




Figure 3 Overview of SCA14000-2x2




Figure 4 Wiring compartment of SCA14000-2x2

Model: SCA14000-2x2, SCA14000-2x4



Figure 5 Overview of SCA14000-2x2



Figure 6 Overview of SCA14000-2x2

Model: SCA14000-2x2, SCA14000-2x4




Figure 7 Overview of SCA14000-2x2




Figure 8 Bottom of SCA14000-2x2

Model: SCA14000-2x2, SCA14000-2x4



Figure 33 Overview of SCA14000-2x4



Figure 34 Control panel of SCA14000-2x4

Model: SCA14000-2x2, SCA14000-2x4



Figure 35 Overview of SCA14000-2x4



Figure 36 Overview of SCA14000-2x4

Model: SCA14000-2x2, SCA14000-2x4




Figure 37 Overview of SCA14000-2x4




Figure 38 Wiring compartment of SCA14000-2x4

Model: SCA14000-2x2, SCA14000-2x4



Figure 39 Overview of SCA14000-2x4



Figure 40 Bottom view of SCA14000-2x4