



Kaleidoscope Projector Light

User Manual

Read and save these instruction before use



W10I0198 / AL93

THANK YOU

Thank you for purchasing Kaleidoscope Projector Light. There are 8 different light effects, easily switch between colors and lighting, over 120 effects. For your convenience, APP to connect and control all your lights, utilize timer to save energy.

IMPORTANT SAFETY INSTRUCTIONS

When using electrical products, basic precautions should always be followed including the following:

READ AND FOLLOW ALL SAFETY INSTRUCTIONS.

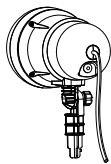
- Do not use seasonal products outdoors unless marked suitable for indoor and outdoor use. When products are used in outdoor applications, connect the product to a Ground Fault Circuit Interrupting (GFCI) outlet. If one is not provided, contact a qualified electrician for proper installation.
- This seasonal use product is not intended for permanent installation or use.
- Do not mount or place near gas or electric heaters, fireplaces, candles or other similar sources of heat.
- Do not secure the wiring of the product with staples or nails, or place on sharp hooks or nails.
- Do not let lamps rest on the supply cord or on any wire.
- Unplug the product when leaving the house, or when retiring for the night, or if left unattended.
- This is an electric product - not a toy! To avoid risk of fire, burns, personal injury and electric shock it should not be played with or placed where small children can reach it.
- Do not use this product for other than its intended use.
- Do not hang ornaments or other objects from cord, wire, or light string.
- Do not close doors or windows on the product or extension cords as this may damage the wire insulation.
- Do not cover the product with cloth, paper or any material not part of the product when in use.

IMPORTANT SAFETY INSTRUCTIONS (CONTINUED)

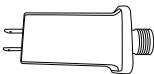
- This product has a polarized plug (one blade is wider than the other) as a feature to reduce the risk of electric shock. This plug will fit in a polarized outlet only one way. If the plug does not fit fully in the outlet, reverse the plug. If it still does not fit, contact a qualified electrician. Do not use with an extension cord unless plug can be fully inserted. Do not alter or replace the plug.
- This product employs overload protection (fuse). A blown fuse indicates an overload or short-circuit situation. If the fuse blows, unplug the product from the outlet. Also unplug any additional strings or products that may be attached to the product. Replace the fuse as per the user servicing instructions (follow product marking for proper fuse rating) and check the product. If the replacement fuse blows, a short-circuit may be present and the product should be discarded.
- Read and follow all instructions that are on the product or provided with the product.

SAVE THIS INSTRUCTIONS.

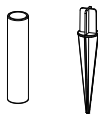
PACKAGE CONTENT



A



B



C



D

Installation kit:

- A. Projector (1 set)
- B. Adapter (1 set)
- C. Stake Set (1 set)
- D. Base (1 set)

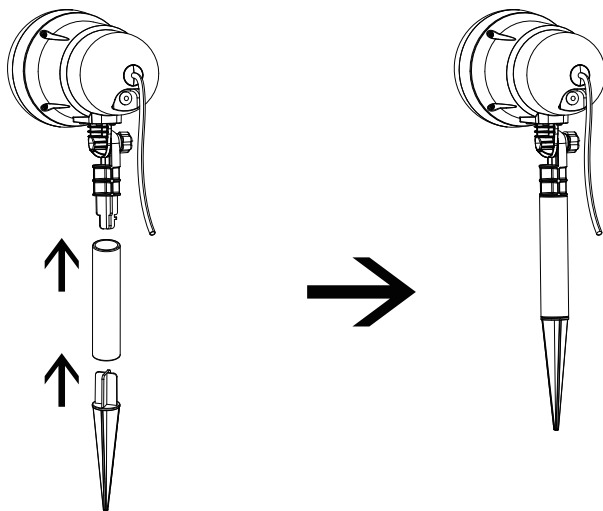
PRODUCT SPECIFICATION

Specification	Parameter
Input	120V~ 60Hz, 0.5A
Output	9V, 1A
Color	Red/Green/Blue/White
Mode	Steady/Sparkle/Glimmer/Fade/Candle/Fireworks/Surge/Show
Timer	2/4/6/8 hr
Led Operation	12V, 1.5A
Operating Temperature	-15°F~90°F
Dimension	4.19 * 8.11 * 14.87 in
Projection Coverage	60Ft * 60Ft
Warranty	One Year Limited

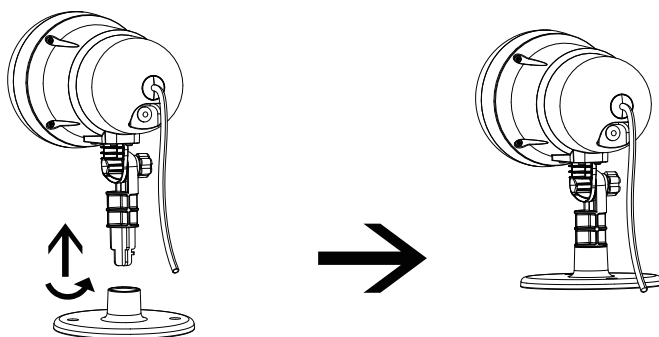
INSTALLATION

1. Screw to connect the assembled stake with the projector securely.

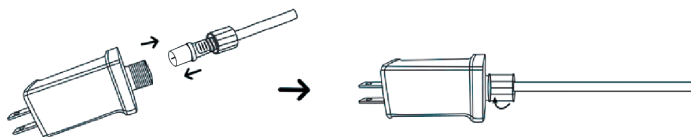
Or screw to connect the base with the projector securely.



Or



2. Connect the adapter as figure shows.

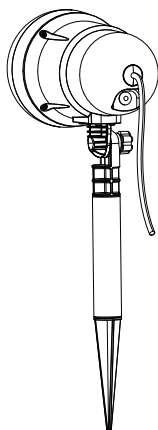


USE AND OPERATION

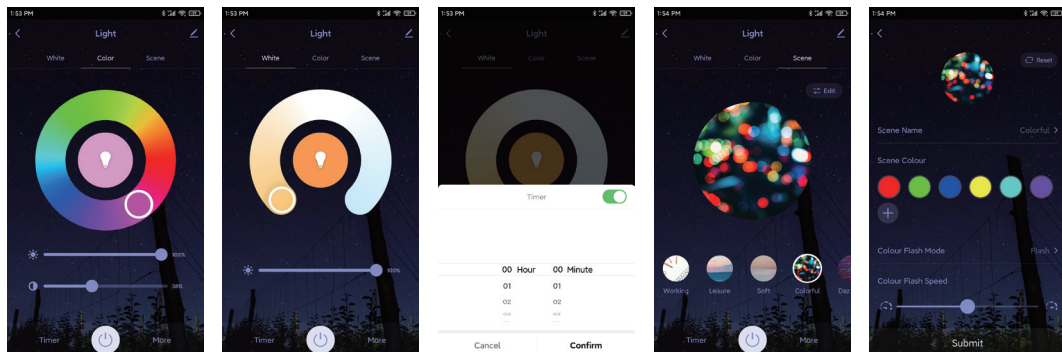
Preparation

1. Presetting timer: 6 hours ON / 18 hours OFF.
2. Press the mode button to switch light modes.

BUTTON FUNCTIONS



APP FUNCTIONS



CAUTION:

1. Do not place product near any heat source such as radiators, stoves, fireplaces, etc.
2. Do not use in a bathroom.
3. Do not secure the wiring of the product with staples or nails or place on sharp hooks or nails.
4. Do not close doors or windows on the product or product cord as this may damage the wire insulation.
5. Do not cover the product with cloth, paper or any material not part of the product when in use.
6. Do not operate unit with damaged plug.
7. Do not operate unit if it has been subjected to damage in anyway.

WARNING:

1. Always ensure light set is unplugged when installed.
2. This is an electric product-not a toy! To avoid risk of fire, burns, personal injury and electric shock it should not be played with or placed where small children can reach it.
3. Do not use this product for other than its intended use.

FCC/IC STATEMENT

This device complies with Industry Canada licence-exempt RSS standard(s).

Operation is subject to the following two conditions: (1) This device may not cause interference, and (2) This device must accept any interference, including interference that may cause undesired operation of the device.

Le présent appareil est conforme aux CNR d'Industrie Canada applicables aux appareils radio exempts de licence. L'exploitation est autorisée aux deux conditions suivantes:

(1) l'appareil ne doit pas produire de brouillage, et (2) l'utilisateur de l'appareil doit accepter tout brouillage radioélectrique subi, même si le brouillage est susceptible d'en compromettre le fonctionnement.

*RF warning for Mobile device:

This equipment complies with FCC radiation exposure limits set forth for an uncontrolled environment. This equipment should be installed and operated with minimum distance 20cm between the radiator & your body.

FCC STATEMENT

This device complies with Part 15 of the FCC Rules. Operation is subject to the following two conditions: (1) This device may not cause harmful interference, and (2) this device must accept any interference received, including interference that may cause undesired operation.

Warning: Please note that changes or modifications of this product is not expressly approved by the party responsible for compliance could void the user's authority to operate the equipment.

NOTE: This equipment has been tested and found to comply with the limits for a Class B digital device, pursuant to Part 15 of the FCC Rules. These limits are designed to provide reasonable protection against harmful interference in a residential installation. This equipment generates, uses and can radiate radio frequency energy and, if not installed and used in accordance with the instructions, may cause harmful interference to radio communications. However, there is no guarantee that interference will not occur in a particular installation. If this equipment does cause harmful interference to radio or television reception, which can be determined by turning the equipment off and on, the user is encouraged to try to correct the interference by one or more of the following measures:

- Reorient or relocate the receiving antenna.
- Increase the separation between the equipment and receiver.
- Connect the equipment into an outlet on a circuit different from that to which the receiver is connected.
- Consult the dealer or an experienced radio/TV technician for help.

Dongguan Newone Trading Co.,Ltd.
1001 Room, No.273, Jinxiu Road,
Changan Town, Dongguan City,
Guangdong, Prov., China
866-205-9854
williselectric@archway.com

The Honeywell Trademark is used
under license from Honeywell
International Inc.
Honeywell International Inc. makes
no representations or warranties
with respect to this product.
This product is manufactured by
Dongguan Newone Trading Co.,Ltd.

Honeywell